

A nighttime photograph of a street lined with large, mature trees. The street is illuminated by streetlights, and several cars are parked along the sides. A motorcycle is visible in the distance. The overall scene is dark with highlights from the streetlights and car lights.

OPERATIONAL PLAN

2022/23



Adopted 27 June 2022

Acknowledgement of Country

Woollahra Council acknowledges the Gadigal and Birrabirragal people who are the traditional custodians of this land and pay respects to elders both past and present and emerging.



Contents

Our Community	4	Rating Structure 2022/23 – Business Rate	26
Community Satisfaction & Priorities	5	Other Funding Sources	28
Our Community Vision & Mission	6		
Our Councillors	7	Operational Plan by Key Service Area	
Our Organisation	8	Environment & Climate Change	30
Our Values and Commitments	9	Waste & Cleansing	33
Consultation on the Operational Plan	10	Parks, Trees & Recreation	35
Guiding Principles	11	Land & Building Services	39
Integrated Planning Framework	12	Transport & Engineering	42
Delivering Our Operational Plan	13	Development Assessment	47
		Strategic Planning, Heritage Conservation & Place	49
Budget Summary		Compliance	56
2022/23 Budget Summary	15	Governance	57
2022/23 Capital Budget Summary	18	Corporate Services	59
Key Financial Indicators	20	Community Services, Culture & Arts	62
2022/23 Budget – Financial Reports	21	Library Services	66
		Customer Experience & Engagement	69
Financials		Woollahra Preschool	71
Statement of Revenue Policy	25		
Funding the Delivery Program and Operational Plan	25	Annexure	72
Rating Structure 2022/23 – Income by Category	25	Schedule of Fees & Charges 2022/23	

Cover image: LED street lights in Rose Bay

Our Community

Woollahra Municipality

Woollahra Municipality is located in Sydney's eastern suburbs, about 5 kilometres from the Sydney GPO.

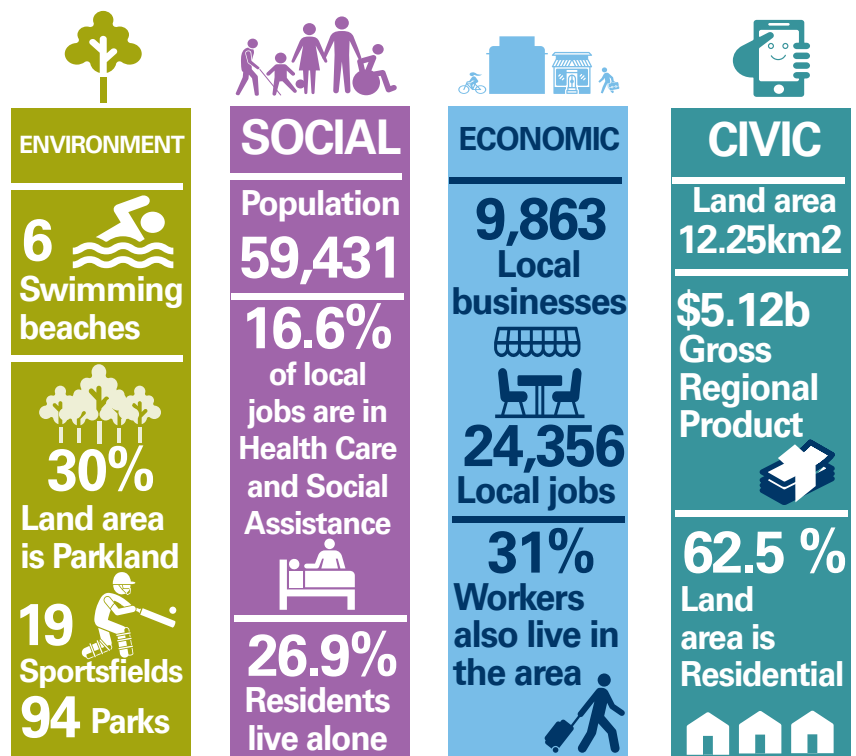
The Municipality is bounded by Port Jackson (Sydney Harbour) in the north, the Waverley Council area in the east, Randwick City in the south and the City of Sydney in the west. The Woollahra Municipality includes the suburbs of Bellevue Hill, Darling Point, Double Bay, Edgecliff, Paddington (part), Point Piper, Rose Bay (part), Vaucluse (part), Watsons Bay and Woollahra.

The total land area is 12 square kilometres including harbour foreshore and beaches. The area is predominantly residential, with some commercial land use, parklands and a military reserve. Natural features of the Municipality include 18 kms of harbour foreshore consisting of rocky headlands, coastal cliffs and beaches, approx. 30 hectares of bushland located in 5 reserves with 3 vegetation communities containing over 300 plant species including 2 threatened and 1 vulnerable species.

Other prominent features include Sydney Harbour National Park, the Macquarie Lighthouse, Gap Park and the award winning Rose Bay Promenade. Woollahra is also the location of some of Sydney's premier shopping precincts such as Double Bay, Paddington and Queen Street, Woollahra.

The traditional custodians of the Woollahra area are the Gadigal and Birrabirragal people.

European settlement dates from 1790, although development was minimal until the 1860s. Land was used mainly for dairy farming and market gardening, with some fishing. Expansion took place in the 1880s and 1890s, continuing into the early 1900s and the inter-war period. Significant development occurred during the immediate post-war years, from the 1950s to the mid 1960s. The population gradually declined from the late 1960s, falling from 63,000 in 1966 to 53,000 in 1976 and then to 51,000 in 1986, but has risen since to 59,431 in 2020.



Community Satisfaction and Priorities

In 2021 Council appointed Micromex to conduct a community satisfaction survey. This survey also asked the community to rank the importance of services, assisting Council to better understand community priorities.

95% of residents indicated that the quality of life living in Woollahra Council was 'Good', 'Very Good' or 'Excellent'



95% of residents would recommend living in the area to their friends



82% of residents feel at least somewhat connected/engaged



26% of residents want to feel more connected/engaged

83% of residents are at least somewhat satisfied with Council's current level of communication



81% of residents are at least somewhat satisfied with the way Council consults with the community



Top 5 priorities as rated by Woollahra residents 2021



Waste collection (96%)



Parks and recreation areas (96%)



Maintaining foreshores and beaches (94%)



Renewing and maintaining footpaths/pedestrian ramps (93%)



Recycling (93%)

Top 5 satisfaction areas as rated by Woollahra residents 2021



Woollahra Libraries (97%)



Parks and recreation areas (93%)



Playgrounds (91%)



Sporting fields and facilities (91%)



Harbourside facilities (91%)

Our Community Vision & Mission

Our Vision

A thriving, inclusive, sustainable and resilient community that will benefit future generations.

Our Mission

To lead climate action and promote respectful connections between people and place, so we can enhance, protect and celebrate Woollahra's beauty, heritage and quality of life, for the enjoyment of all.



Rose Bay beach clean up

We will do this by:

- Prioritising carbon neutrality, environmental sustainability and community resilience to meet the challenges of climate change and social and economic wellbeing.
- Acting as custodians and stewards of our highly-valued natural environment, including our harbour foreshore and marine ecosystems, and our leafy streetscapes and urban forest.
- Acknowledging the Aboriginal custodianship of Woollahra and fostering greater community understanding and appreciation of our Aboriginal history, heritage and culture.
- Celebrating the unique built heritage of our area by honouring it and furthering generational efforts to conserve it.
- Creating opportunities for community connection, engagement and partnerships so we can be proud of our shared commitment and achievements.
- Demonstrating our commitment to customer experience by being respectful, open, responsive, accountable and agile.
- Building long term financial sustainability so we are in the best economic position to provide for the diverse needs of our community now and in the future.

Elected Councillors 2021-2024

Our Woollahra local government area consists of five electoral wards, with three Councillors representing each Ward, a total of fifteen (15) Councillors. The last election was held 4 December 2021.

BELLEVUE HILL WARD	COOPER WARD	DOUBLE BAY WARD	PADDINGTON WARD	VAUCLUSE WARD
 Sean Carmichael Councillor	 Luise Elsing Councillor	 Richard Shields Councillor	 Peter Cavanagh Councillor	 Mary-Lou Jarvis Councillor
 Lucinda Regan Councillor	 Nicola Grieve Councillor	 Mark Silcocks Councillor	 Harriet Price Councillor	 Merrill Witt Councillor
 Isabelle Shapiro Deputy Mayor	 Sarah Swan Councillor	 Toni Zeltzer Councillor	 Matthew Robertson Councillor	 Susan Wynne Mayor

Our Organisation

Our organisation is structured into four Divisions:

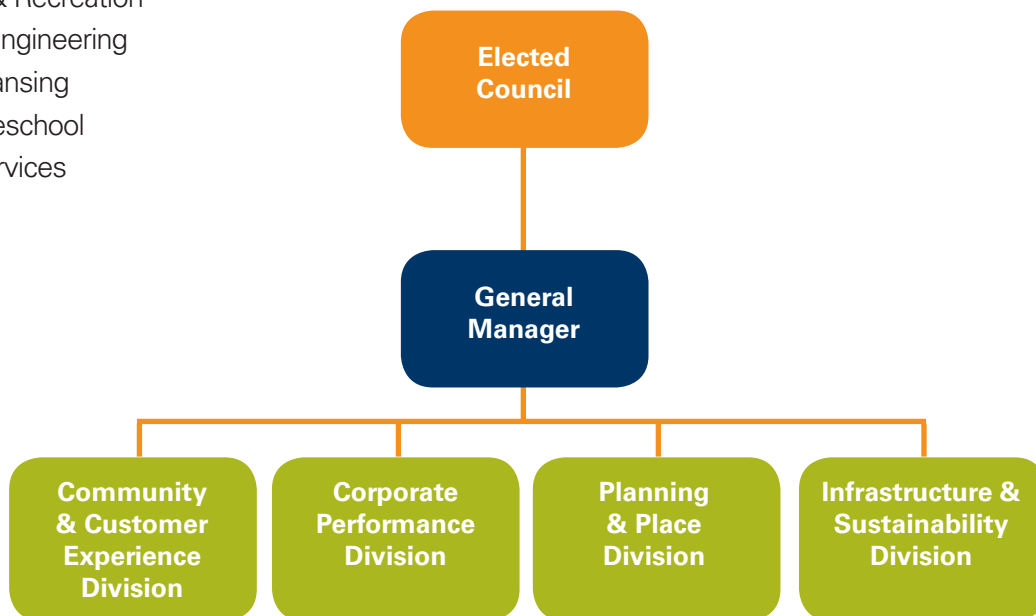
- Community & Customer Experience
- Corporate Performance
- Planning and Place
- Infrastructure & Sustainability.

For more information on our facilities, projects or services, please contact our Customer Service Centre on 9391 7000, Monday to Friday 8.00am to 4.30pm or visit Council's website

www.woollahra.nsw.gov.au

Services we provide include:

- Strategic Planning, Heritage Conservation & Place
- Development Assessment
- Community Services, Culture & Arts
- Customer Experience & Engagement
- Compliance
- Environment & Climate Change
- Governance
- Land & Building Services
- Library Services
- Parks, Trees & Recreation
- Transport & Engineering
- Waste & Cleansing
- Woollahra Preschool
- Corporate Services



Our Values and Commitments

Our values

Woollahra Council values

Respect for people

Integrity and excellent performance

Professional, quality service

Open, accountable communication

Our commitments to our community

- We will deliver seamless, responsive services to our community
- We respect the rights of every customer to be treated fairly
- We will keep our community informed about Council's services and activities and encourage community feedback
- We will continuously strive to improve our services to the community
- We will engage with our community to promote opportunities for participation in Council's planning and decision making
- We will commit to continuous improvement and innovation in our service delivery to deliver best value for our community

Our commitments to our people

- We will manage our internal processes to ensure a seamless customer experience
- We will conduct a safe, fair and open workplace where people are recognised and encouraged to develop their talents
- We will communicate openly and inclusively with clear and consistent language
- We will challenge ourselves to go on doing better.

Consultation on the Operational Plan

The development of the Operational Plan 2022/23 has been informed by Council's ongoing community engagement and in line with the Community Strategic Plan – Woollahra 2032

As part of the integrated planning and reporting framework these plans are updated annually or as required to reflect new information. This comes about through detailed community engagement, research, studies, surveys, community and targeted focus groups. This then informs the development of Council's other strategic plans and policies.

Council also conducts a Community Satisfaction Survey every two years to measure how Council is performing in the eyes of the community in the services Council delivers, and how important these services are to the community. This helps Council understand the community priorities and helps set the priorities in the Delivery Program and Operating Plan. Council's last Community Satisfaction Survey was completed in 2021 to inform the End of Term report which was finalised for

for the end of the last sitting Council. The next Council elections will be held in September 2024.

Have your say

Council's **Draft Operational Plan 2022/23** was placed on formal public exhibition from 6 April to 15 May 2022. Members of the community were invited to make public submissions expressing their views on the draft plan during the public exhibition period to be considered by Council.

Public submissions received during the exhibition period were considered by Council at a meeting of the Strategic & Corporate Committee held 30 May 2022. The Plan was adopted by Council on 27 June 2022, coming into effect 1 July 2022.

To continue to engage with Council and to have your say you can:

- Register for notifications from our engagement platform, Your Say Woollahra at **yoursay.woollahra.nsw.gov.au**
- Go to Council's website **www.woollahra.nsw.gov.au**

Woollahra
2032



Goals - Community focussed goals we wish to achieve in the long term. These are fixed and generally remain consistent over time and over the life of the Community Strategic Plan.

Delivery
Program
2022/23 to
2025/26



Priorities - Delivery program high level commitments. Typically, priorities are ongoing services with no start and end date. Priorities contribute toward achieving Strategies in the Community Strategic Plan.

Operational
Plan
2022/23



Actions - Operational Plan actions are usually project based with a definitive start and end date. Actions continue toward achieving Priorities in the Delivery Program. Many of Council's actions are recurrent as they reflect Council's core business.

Guiding Principles

Council recognises the guiding principles set out in the Local Government Act in everything it does.

These principles are:

Exercise of functions

- Councils should provide strong and effective representation, leadership, planning and decision-making.
- Councils should carry out functions in a way that provide the best possible value for residents and ratepayers.
- Councils should plan strategically for the provision of effective and efficient services and regulation to meet the diverse needs of the local community.
- Councils should apply the integrated planning and reporting framework in carrying out their functions so as to achieve desired outcomes and continuous improvements.
- Councils should work co-operatively with other Councils and the State Government to achieve desired outcomes for the local community.
- Councils should manage lands and other assets so that current and future local community needs can be met in an affordable way.
- Councils should work with others to secure appropriate services for local community needs.
- Councils should act fairly, ethically and without bias in the interests of the local community.
- Councils should be responsible employers and provide a consultative and supportive working environment for staff.

Community participation

- Councils should actively engage with their local communities, through the use of the integrated planning and reporting framework and other measures.

Decision-making

- Councils should recognise diverse local community needs and interests.
- Councils should consider social justice principles.
- Councils should consider the long term and cumulative effects of actions on future generations.
- Councils should consider the principles of ecologically sustainable development.
- Council decision-making should be transparent and decision-makers are to be accountable for decisions and omissions.

Financial management

- Council spending should be responsible and sustainable, aligning general revenue and expenses.
- Councils should invest in responsible and sustainable infrastructure for the benefit of the local community.
- Councils should have effective financial and asset management, including sound policies and processes.
- Councils should have regard to achieving intergenerational equity.

Integrated Planning Framework

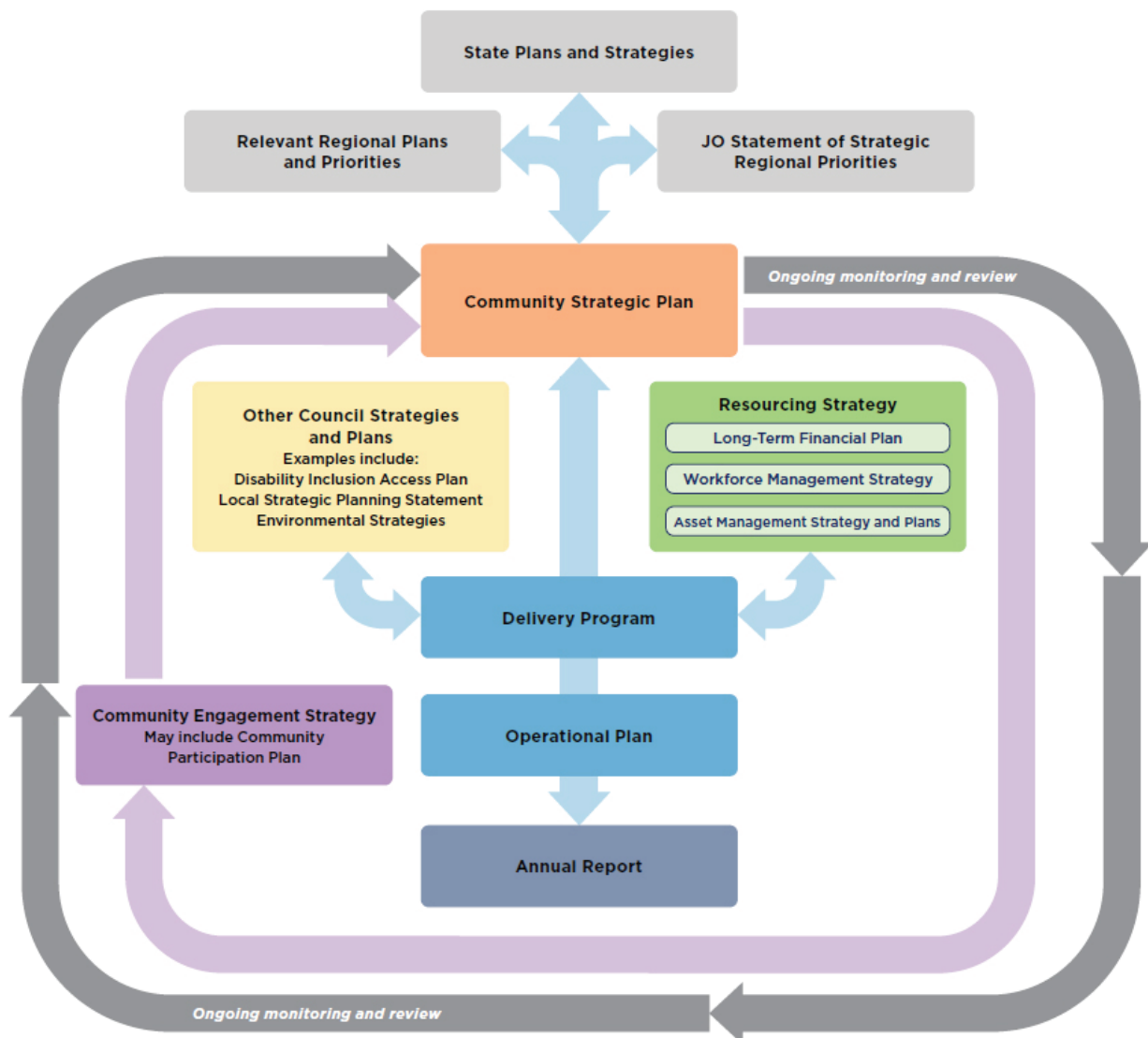
Our Integrated Planning Framework

Integrated Planning and Reporting (IP&R) is a strategic planning framework for NSW Local Governments. The aim of the framework is to promote the long term sustainability of our community including social, economic, environment, and civic leadership in a manner that is affordable in the long run. Maintaining a financially sustainable Council and ensuring that services and assets are delivered and maintained in a manner that is equitable is a priority.

Woollahra Council's integrated planning and reporting framework comprises our Community Strategic Plan, Delivery Program and an Operational Plan, all supported by our Resourcing Strategy.

Progress is monitored and reported to Council through quarterly updates and our Annual Report. At the end of an election term there is a State of Our City Report to the community.

Council's Priorities and Actions make reference to the relevant IP&R – Related Plans, Strategy, and Policies.



Delivering Our Operational Plan

The Community Strategic Plan includes the values and priorities of our community expressed through a range of community engagement opportunities.

In updating the plan to Woollahra 2032, community values have been updated based on community feedback and presented in line with our themes of community wellbeing, quality places and spaces, a healthy environment, local prosperity and community leadership and participation. The Delivery Program and Operational Plan have been developed in alignment with these values and priorities.

Delivering Woollahra 2032

The Operational Plan 2022/23 is structured on the Community Strategic Plan – Focus Areas and Goals. Council’s Integrated Planning and Reporting framework includes four broad interrelated Focus Areas:





- Environmental
- Social
- Economic
- Civic Leadership.

Each broad area is supported by a number of Goals, Strategies, and at the Delivery Program level, Priorities. At the Operational Plan level, there are supporting Actions.

Details of our key challenges in the future and key performance indicators are also outlined for each Goal. Budget information including for Capital Works is presented for each Key Service Area.

Structure of the Plan

Throughout the Delivery Program these four focus areas are colour-coded:

-  Environmental
-  Social
-  Economic
-  Civic Leadership.

All of our Priorities may deliver benefits across all of the four focus areas; the grouping reflects the primary benefit only.

These focus areas are then presented by Council’s 14 Key Service Area, with detailed budget information, the capital works program and performance measures for each priority. The Key Service Areas are:

-  Environment & Climate Change
-  Waste & Cleansing
-  Parks, Trees & Recreation
-  Transport & Engineering
-  Land & Building Services
-  Development Assessment
-  Strategic Planning, Heritage Conservation & Place
-  Compliance
-  Governance
-  Corporate Services
-  Customer Experience & Engagement
-  Community Services, Culture & Arts
-  Library Services
-  Woollahra Preschool



Woollahra Gallery at Redleaf and Blackburn Gardens

2022/23 Budget Summary

The 2022-23 draft operating budget forecasts income of \$109.7 million and operating expenses of \$106.6 million. When we take away the \$3.4 million in capital grants and contributions (money we receive from the Federal and State Governments for capital projects) we have an operating deficit of \$0.3 million. We exclude the capital grants and contributions because they can only be used on capital projects, i.e. not on Council's day to day expenses. Our budget also includes a Capital Works program of \$16.6 million.

With a forecast deficit position, Council is forecasting an Operating Performance ratio in 2022/23 of -0.05% which is below the Office of Local Government (OLG) benchmark of greater than 0%.

The utilisation of cash reserves has enabled us to maintain our levels of service to the community and to deliver on our priority projects and maintenance of public assets. It has also enabled us to minimise the impact of the deficit position on Council's working funds with an anticipated working funds surplus for the year of \$50k. However, as noted in the Quarterly Budget Review reports and at Councillor Budget Briefings this position is not sustainable in the longer term and we have taken further proactive action to improve our financial position in the 2022/23 budget through the following actions:

- Increasing our income through:
 - Detailed review of our Fees and Charges
 - Bus Shelter Advertising on non heritage bus shelters in non heritage areas
- Reducing our expenditure through:
 - Productivity Improvements/ Service Review to identify areas of the business where cost savings can be achieved without reducing our commitment to service
 - Undertaking a staffing review that will reduce FTE numbers, this has been factored in to the 2022/23, reducing by an estimated \$2.88million.

Although the anticipated deficit of \$0.3m has been reduced from the December 2021 forecast \$6.8m deficit in the current 2021/22 year, further measures will be required to bring Council into surplus and ensure a long term financially sustainable position.

The budget also provides for specific projects, some of which relate to previous Council Resolutions as follows:

- \$120k for Rose Bay and lower Bellevue Hill hydrogeological and geotechnical study (deferred from the 2021/22 budget)
- \$40k for Floodlight study for sportsground lighting
- \$144k for a new position of Heritage Planning Team Leader.

1. The Forecast as at 31 December 2021.

How we will spend our Budget in 2022/23

Each year Council develops a budget to provide infrastructure and services for the benefit of our community. In 2022/23, Council has a planned total expenditure of \$123.2million, being \$106.6m in operational expenses (day to day costs, e.g. running our libraries) and \$16.6m in capital projects (e.g. building a new playground).

For every \$100 in our \$123.2 million budget, we're investing:



INCOME STATEMENT	2020/21 Result	2021/22 Original Budget	2021/22 Forecast Budget¹	2022/23 Budget
Income from Continuing Operations				
Rates & Annual Charges	56,325	57,730	57,921	59,686
Fees & Charges	11,041	12,629	10,720	12,863
Interest	862	700	493	491
Other Operating Revenues	9,447	10,918	8,979	10,602
Rental Income	13,389	15,789	14,693	16,710
Fair Value increment on investment properties	11,755	1,100	1,100	1,100
Operating Grants & Contributions	4,799	4,278	5,372	4,864
Capital Grants & Contributions	4,905	8,942	13,114	3,400
Other Income				
Net Gain on Sale of Assets	0	0	0	0
TOTAL INCOME	112,523	112,087	112,393	109,715
Expenses from Continuing Operations				
Employee Costs	45,827	47,809	47,235	45,875
Borrowing Costs (Interest)	9,219	2,061	2,061	1,938
Materials & Contracts	37,212	37,180	37,492	39,550
Depreciation	14,251	14,247	14,250	14,195
Other Operating Expenses	3,985	4,270	4,287	3,705
Fair Value decrement on investment properties	269	0	0	0
Net Loss on Sale of Assets	1,402	1,087	761	1,309
TOTAL EXPENSES	111,896	106,654	106,086	106,573
Operating Result From Continuing Operations	627	5,433	6,306	3,142
NET OPERATING RESULT BEFORE CAPITAL GRANTS & CONTRIBUTIONS	(4,278)	(3,509)	(6,808)	(258)
Capital Expenditure & Liability Reduction				
Capital Budget	17,900	20,146	34,082	16,618
Loan Principal Repayment	53,265	3,531	3,531	3,664
Proceedings from Borrowings	59,000	0	0	0
Employee Entitlements paid on Termination	405	416	416	416
Transfers to Reserve	24,336	10,537	10,243	11,444
Capital Funding				
Capital Grants & Contributions	4,905	8,942	13,114	3,400
Transfer from Reserves	21,296	13,746	26,770	13,059
Less: Non Cash items	15,099	15,599	15,621	15,991
Working Funds Surplus/(Deficit)	116	147	425	50

1. The Forecast as at 31 December 2021.

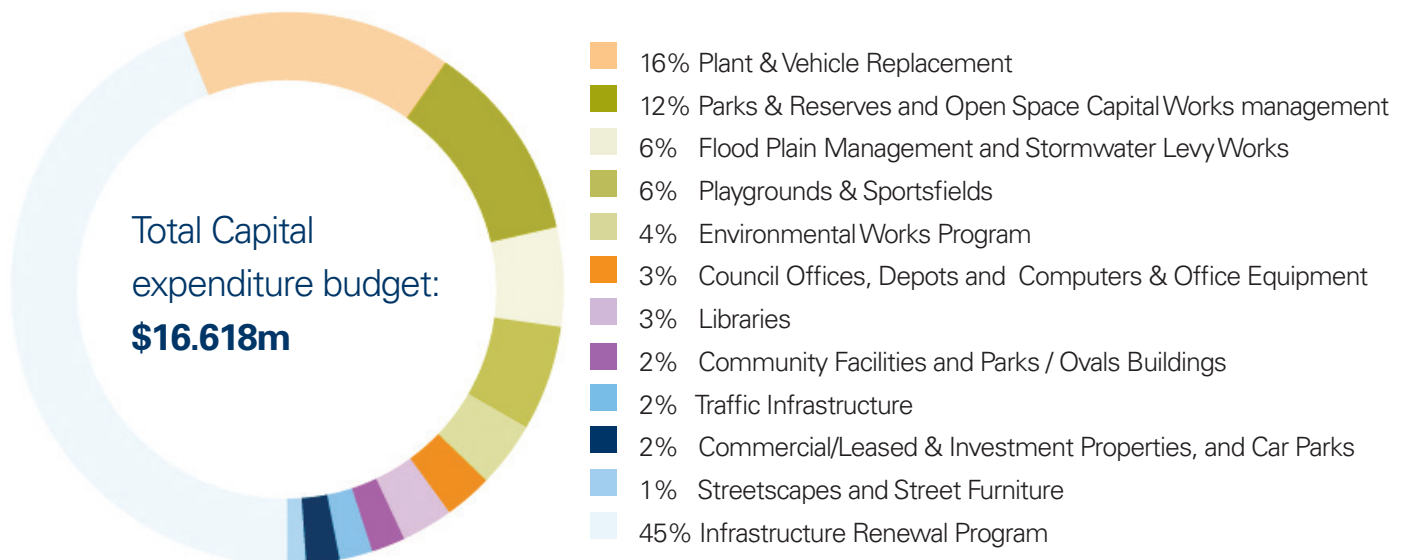
2022/23 Capital Budget Summary

The 2022/23 budget provides for a capital works program of \$16.618m. The budget includes anticipated infrastructure renewals of \$7.6m, an increase of \$3.3m from 2021/22. At this level Council will not achieve the OLG's benchmark Building, Infrastructure and Other Structures renewals ratio of greater than 100% in 2022/23 with an average over a three year period of 77.9%. The ratio is influenced by the timing of the completion of capital works.

The chart below shows the breakdown of the total capital works program between categories:

Highlights of the Capital Works Program include:

- \$750k for the Parsley Bay- Jetty Replacement
- \$880k for Road Pavement re-sheeting, kerb and gutter and footpath Reconstruction in Olola Avenue Vacluse
- \$525k for Road Pavement Reconstruction, footpath, kerb, gutter and Stormwater system in Burrabirra Avenue, Vacluse.
- \$100k for the Shared Zone and Streetscape Upgrade Design at Marine Parade Watsons Bay
- \$626k for the upgrade and renewal of the Lyne Park playground
- \$357k for stage 2 works of the Bellevue Park pathway concept plan including landscaping
- \$150k for the introduction of informal play elements including Cooper Park, Lough Playing Fields and Epping Reserve
- \$147k for Gap Park CCTV Upgrades.



The detailed 2022/23 Capital Works Program including funding source is included in the following Key Service Areas:

- Environment & Climate Change
- Waste & Cleansing
- Parks, Trees & Recreation
- Transport & Engineering
- Land & Building Services
- Corporate Services
- Community Services, Culture & Arts
- Library Services

A summary of capital funding by Key Service Area is below.

Project	Expend. Budget \$	Capital Funding							Net Cost \$
		Sales	E& IRL	Storm-water Mgmt Charge	Sec. 7.11	Sec. 7.12	Grants	Reserves	
Capital Works 2022/23 Summary by Key Service Area									
Total for Environment & Climate Change	1,580	0	-655	-490	0	0	0	0	435
Total for Waste & Cleansing	30	0	0	0	0	0	0	-30	0
Total for Parks, Trees & Recreation	2,948	0	0	0	0	-2,948	0	0	0
Total for Land & Building Services	824	0	0	0	0	0	0	-780	44
Total for Traffic & Engineering Services	7,983	0	-3,740	0	0	-705	-1,175	0	2,363
Total for Corporate Services	2,669	-676	0	0	0	0	0	-768	1,224
Total for Community Services, Culture & Arts	140	0	0	0	0	0	0	-140	0
Total for Library Services	445	0	0	0	0	0	0	-15	-430
Total Capital Works 2022/23	16,618	-676	-4,395	-490	0	-3,653	-1,175	-1,733	4,496

Key Financial Indicators

Ratio	Purpose	Benchmark	2020/21 Result	2021/22 Original Budget	2022/23 Budget
Operating Performance Ratio	Operating Performance ratio is an indication of continued capacity to meet on-going expenditure requirements.	Greater than or equal to breakeven	-15.08%*	-3.58%*	-0.05%
Own Source Revenue Ratio	Own source revenue measures the degree of reliance on external funding sources. Financial flexibility increases as the level of own source revenue increases.	Greater than 60%	90.37%	88.43%	92.47%
Unrestricted Current Ratio	To assess the adequacy of working capital and its ability to satisfy obligations in the short term for the unrestricted activities of Council.	Greater than or equal to 1.5:1	3.94:1	2.83:1	3.04:1
Debt Service Cover Ratio	To assess the availability of operating cash to service debt including interest, principal and lease payments.	Greater than or equal to 2.00	0.14*	3.37*	3.01
Rates, Annual Charges, Interest & Extra Charges Outstanding Percentage	To assess the impact of uncollected rates and annual charges on Council's liquidity and the adequacy of recovery efforts.	Less than 5.00%	4.16%*	3.80%	3.98%
Cash Expense Cover Ratio	Indicates the number of months a Council can continue paying for its immediate expenses without additional cash inflows.	Greater than or equal to 3 months	6.02	7.88	8.52
Building, Infrastructure & Other Structures Renewal Ratio	Represents the replacement or refurbishment of existing assets to equivalent capacity or performance (as opposed to new assets or increasing performance or capacity of existing assets). Ratio compares the proportion spent on infrastructure asset renewals and assets deterioration.**	Greater than or equal to 100%	94.02%	77.00%**	77.89%**
Infrastructure Backlog Ratio	Indicates the proportion of backlog against the total value of Council's infrastructure assets. Measures the extent to which asset renewal is required to maintain or improve service delivery in a sustainable way.	Less than 2%	1.35%	1.78%	1.35%
Asset Maintenance Ratio	Reflects the actual asset maintenance expenditure relative to the required asset maintenance.	Greater than 1.00	1.15	1.18	1.15

*Ratio was impacted by a number of extraordinary items including those related to COVID-19.

**Average over 3 years.

2022/23 Budget Financial Reports

INCOME STATEMENT	2020/21 Result	2021/22 Original Budget	2021/22 Forecast Budget¹	2022/23 Budget
Income from Continuing Operations				
Rates & Annual Charges	56,325	57,730	57,921	59,686
Fees & Charges	11,041	12,629	10,720	12,863
Interest	862	700	493	491
Other Operating Revenues	9,447	10,918	8,979	10,602
Rental Income	13,389	15,789	14,693	16,710
Fair Value increment on investment properties	11,755	1,100	1,100	1,100
Operating Grants & Contributions	4,799	4,278	5,372	4,864
Capital Grants & Contributions	4,905	8,942	13,114	3,400
Other Income				
Net Gain on Sale of Assets	0	0	0	0
TOTAL INCOME	112,523	112,087	112,393	109,715
Expenses from Continuing Operations				
Employee Costs	45,827	47,809	47,235	45,875
Borrowing Costs (Interest)	9,219	2,061	2,061	1,938
Materials & Contracts	37,212	37,180	37,492	39,550
Depreciation	14,251	14,247	14,250	14,195
Other Operating Expenses	3,985	4,270	4,287	3,705
Fair Value decrement on investment properties	269	0	0	0
Net Loss on Sale of Assets	1,402	1,087	761	1,309
TOTAL EXPENSES	111,896	106,654	106,086	106,573
Operating Result From Continuing Operations	627	5,433	6,306	3,142
NET OPERATING RESULT BEFORE CAPITAL GRANTS & CONTRIBUTIONS	(4,278)	(3,509)	(6,808)	(258)

1. The Forecast as at 31 December 2021.

BALANCE SHEET	2020/21 Result	2021/22 Original Budget	2021/22 Forecast Budget¹	2022/23 Budget
ASSETS				
Current Assets				
Cash & Investments	80,409	56,755	65,120	64,231
Receivables	5,243	5,683	5,243	5,243
Inventories & Other Assets	338	370	338	338
Other	1,515	1,513	1,515	1,515
	87,505	64,321	72,216	71,327
Non-Current Assets				
Receivables	86	168	85	85
Inventories & Other Assets	915	607	734	481
Investment Properties	168,450	159,310	169,550	170,650
Property, Plant & Equipment	909,538	924,244	927,452	928,013
	1,078,989	1,084,330	1,097,821	1,099,230
TOTAL ASSETS	1,166,494	1,148,651	1,170,037	1,170,557
LIABILITIES				
Current Liabilities				
Payables	41,658	36,973	41,659	41,816
Interest Bearing Liabilities	3,531	3,023	3,664	3,797
Provisions	14,424	15,878	15,102	15,986
Other	1,123	127	1,212	1,212
	60,736	56,001	61,637	62,811
Non-Current Liabilities				
Interest Bearing Liabilities	63,979	52,180	60,315	56,518
Provisions	632	557	632	632
Other	973	326	973	973
	65,584	53,063	61,920	58,124
TOTAL LIABILITIES	126,320	109,064	123,558	120,934
NET ASSETS	1,040,174	1,039,587	1,046,480	1,049,622
EQUITY				
Opening Equity	546,120	545,914	552,800	555,943
Asset Revaluation Reserves	494,054	493,673	493,679	493,679
Closing Equity	1,040,174	1,039,587	1,046,480	1,049,622

1. The Forecast as at 31 December 2021.

CASH FLOW STATEMENT	2020/21 Result	2021/22 Original Budget	2021/22 Forecast Budget¹	2022/23 Budget
Cash flows from operating activities				
Receipts				
Rates and Annual charges	57,130	57,730	57,921	59,686
Fees and Charges	10,986	13,591	11,470	13,763
Interest	1,117	700	493	491
Grants & Contributions	11,201	13,856	19,802	8,852
Other	32,933	29,513	26,650	30,436
Payments				
Employee Costs	(45,328)	(47,098)	(46,466)	(44,991)
Materials & Contracts	(37,203)	(41,174)	(41,751)	(43,505)
Interest	(8,867)	(1,815)	(2,061)	(1,938)
Other	(10,297)	(4,697)	(4,206)	(4,075)
Net cash provided (or used in) Operating Activities	11,672	20,606	21,852	18,717
Cash Flows from investing activities				
Receipts				
Sale of Assets	920	472	472	676
Net Sales/(Purchases) of Investment Securities	54,000			
Net Movement in investments on hand				
Payments				
Purchase of assets	(16,295)	(20,146)	(34,082)	(16,618)
Net Movement in investments on hand	(58,000)			
Net cash provided (or used in) Investing Activities	(19,375)	(19,674)	(33,610)	(15,943)
Cash Flows from financing activities				
Receipts				
Proceeds from loans	59,000			
Payments				
Repayment of loans	(53,393)	(3,531)	(3,531)	(3,664)
Net cash provided (or used in) Financing Activities	5,607	(3,531)	(3,351)	(3,664)
Net Increase/(Decrease) in Cash & Investments	(2,096)	(2,599)	(15,289)	(889)
PLUS: Cash & Investments – beginning of the year	82,505	59,354	80,409	65,120
Cash & Investments – end of year	80,409	56,755	65,120	64,231

1. The Forecast as at 31 December 2021.

RESTRICTED RESERVES	2020/21 Result	2020/21 Original Budget	2020/21 Forecast Budget¹	2021/22 Budget
External Restrictions				
Section 7.11 Contributions	1,468	1,449	1,449	1,450
Section 7.12 Contributions	5,097	1,877	1,867	290
Unexpended Grants	17	0	0	0
Environmental & Infrastructure Levy	1,730	108	132	46
Stormwater Levy	203	2	4	6
Domestic Waste Management	3,251	4,028	4,138	4,574
	11,766	7,464	7,591	6,366
Internal Restrictions				
Employee Leave Entitlements	2,740	2,822	2,822	2,822
Deposits & Bonds	30,045	30,045	30,045	30,045
Plant Replacement	0	0	0	0
Property	15,671	12,008	11,033	10,176
Open Space & Community Facilities	1,808	48	48	48
Kiaora Place	3,582	4,296	3,687	4,561
Election	360	0	0	157
Other	8,259	5,265	3,290	3,400
	62,466	54,486	50,926	51,211
	74,232	61,950	58,517	57,578

1. The Forecast as at 31 December 2021.

Statement of Revenue Policy

Statement of Revenue Policy

The Statement of Revenue Policy includes:

- Funding the Delivery Program and Operational Plan
- Rating Structure 2022/23 – Income by Category
- Rating Structure 2022/23 – Business Rate Sub Categories
- Other Funding Sources.

Fees and Charges are detailed in the Fees and Charges schedules.

Funding the Delivery Program and Operational Plan

Council's budget is comprised of the Operating Budget and the Capital Budget. The Operating Budget provides resources for the day-to-day service delivery of Council while the Capital Budget provides funding for new and renewal infrastructure projects as well as the routine replacement of capital items and equipment such as plant and vehicles, information technology and library books.

The 2022/23 Budget is predicated on the continuation and enhancement of all existing services as a fundamental principle.

In June 2022 the Independent Pricing and Regulatory Tribunal (IPART) approved an Additional Special Variation to bring the Rate Increase for 2022/23 to 2%. This increases Council's income by a total of \$843,598 over the 2021/22 rating base.

Rating Structure 2022/23 – Income by Category

RATING STRUCTURE BY INCOME CATEGORY		2022/23
Number of Rateable Assessments		26,588
Estimated Total Rate Income		\$42,939,481
Estimated Total Domestic Waste Management Charge		\$15,677,889
Estimated Stormwater Management Charges		\$492,500
Estimated Total Rates & Annual Charges		\$59,109,870
Annual Charges		
Stormwater Management Charges:		
Single residential dwelling		\$25.00
Residential strata unit		\$12.50
Business strata unit		\$5.00
Business property		\$25.00
per 350m ² (or part thereof) above 350m ² in land area		
Domestic Waste Management Charge per residential service		\$590.20

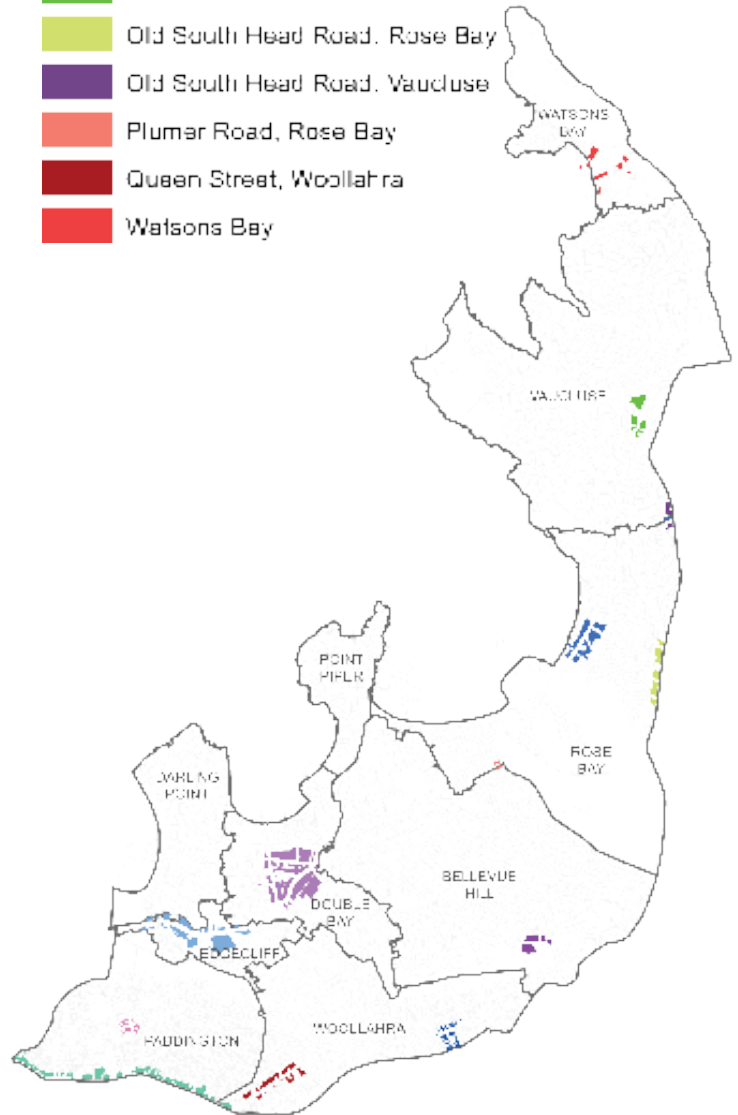
Rating Structure 2022/23 – Business Rate Sub Category

The Rating Structures include the Business rate sub categories as shown in the following table and map.

Business Rate Sub Category – Areas By Map
Double Bay
Bellevue Hill
New South Head Road, Vaucluse
Oxford Street
Edgecliff Road / Grosvenor Street
Old South Head Road, Rose Bay
Rose Bay
Fiveways, Paddington
Plumer Road, Rose Bay
Edgecliff

Business Rate Sub Categories Map

- Double Bay
- Oxford Street
- Rose Bay
- Edgecliff
- Bellevue Hill
- Edgecliff Road / Grosvenor Street
- Fiveways, Paddington
- New South Head Road, Vaucluse
- Old South Head Road, Rose Bay
- Old South Head Road, Vaucluse
- Plumer Road, Rose Bay
- Queen Street, Woollahra
- Watsons Bay



Rating Structure - 2022/23 Rating Year - 0.7% Rate Peg + 1.3% ASV = 2% Rate Increase¹

Rate Category	Method of Levying	Cents in the \$	Base Amount/Minimum	Number of Assessments	Number of Mins	% of Mins	Yield \$
Ordinary Rate – Residential	Base Amount 50% Ad Valorem – 50%	0.04571	656.00	25,185			32,940,048
Ordinary Rate – Business	Ad Valorem – subject to a minimum	0.22410	685.89	465	159	34.2	1,494,750
Double Bay	Ad Valorem – subject to a minimum	0.26460	685.89	244	33	13.5	1,862,932
Oxford Street, Paddington	Ad Valorem – subject to a minimum	0.37810	685.89	200	6	3.0	930,592
Rose Bay (New South Head Road)	Ad Valorem – subject to a minimum	0.22140	685.89	79	8	10.1	314,531
Edgecliff	Ad Valorem – subject to a minimum	0.30990	685.89	181	84	46.4	425,930
Bellevue Hill	Ad Valorem – subject to a minimum	0.22390	685.89	29	12	41.6	30,021
Edgecliff / Grosvenor Streets, Woollahra	Ad Valorem – subject to a minimum	0.23200	685.89	34	3	8.8	94,009
Five Ways Paddington	Ad Valorem – subject to a minimum	0.19600	685.89	28	0	0	79,392
New South Head Road, Vaucluse	Ad Valorem – subject to a minimum	0.22810	685.89	24	6	25.4	50,435
Old South Head Road, Rose Bay	Ad Valorem – subject to a minimum	0.16270	685.89	20	3	15.1	66,399
Old South Head Road, Vaucluse	Ad Valorem – subject to a minimum	0.11390	685.89	12	6	49.9	16,149
Plumer Road, Rose Bay	Ad Valorem – subject to a minimum	0.22220	685.89	3	0	0	14,052
Queen Street, Woollahra	Ad Valorem – subject to a minimum	0.16351	685.89	68	3	4.4	254,670
Watsons Bay	Ad Valorem – subject to a minimum	0.20350	685.89	17	5	29.2	86,974
Environmental & Infrastructure Renewal Levy ²	Base Amount 50% Ad Valorem – 50%	0.005996	86.97	26,588			4,594,556
Sub Total: Gross Rates Levy							43,255,441
Less: Pensioner Rates Rebate (Government)							206,163
Pensioner Rates Rebate (Council)							109,797
Total Net Rates Income							42,939,481

1. The Independent Pricing and Regulatory Tribunal (IPART) approved council's application for a 2022-23 Additional Special Variation (ASV) of +1.3% to take the 2022-23 Rate Peg from 0.7% to 2.0% on 21 June 2022.

2. The Environmental and Infrastructure Levy is used to fund Council's Environmental Works and Infrastructure Renewal programs which benefit the local government area as a whole.

Other Funding Sources

Sale of Assets

Council has reviewed its use and ownership of operational assets such as plant, equipment and vehicles. Routinely, as part of its cyclical plant and vehicle replacement, Council sells plant and vehicles after they have been replaced. From time to time Council also considers the sale of unmade roadway.

Loan Borrowing

There are no new loan borrowings proposed in the 2022/23 Operational Plan.

Schedule of Business for Commercial Activities

The Council undertakes some activities that are of a commercial nature. These activities include leasing of properties, commercial waste collection services, etc. However, these activities do not fall under the ambit of competitive neutrality guidelines. The Council has no Category One or Category Two businesses.

Schedule of Fees & Charges

For information regarding Council's fees and charges including Council's pricing methodology for determining the prices of goods and services, refer to our Fees & Charges 2022/23 document (Annexure commencing after page 73).





OPERATIONAL PLAN

2022/23

By Key Service Area



Environment & Climate Change

Business units:

- Sustainability
- Engineering
- Civil Operations

Service information:

With 18km of harbour foreshore, consisting of rocky headlands, coastal cliffs and beaches and 106 kms of stormwater network, we are dedicated to protecting and enhancing our natural and building environments. This service delivers programs to protect and preserve biodiversity, manage natural hazards and improve sustainability for Council and the community. We bring our community together taking part in our environment education programs and our popular bush regeneration volunteer program.

Supporting Community Strategic Plan

Community Outcomes:

- G5: Liveable places
- G7: Protecting our environment
- G8: Sustainable use of resources

Ongoing services and programs:

- Deliver programs to mitigate, adapt and respond to climate change
- Reduce energy, water and waste at all Council facilities as well as Council and community greenhouse gas emissions
- Encourage reduction in energy, water & waste by the community
- Environmental education services to schools, community groups council staff and local business
- Protect and improve biodiversity and encourage community participation in biodiversity conservation
- Stormwater design and maintenance
- Flood risk mitigation
- Protect and improve stormwater quantity and quality, and reduce litter on beaches and in waterways
- Seek grant funding for environmental & sustainability projects



Cooper Park Nature Trail



Microplastics work at Watsons Bay

Operational Plan 2022/23

Operational projects are initiatives that improve the service or focus its delivery.

Environment & Climate Change Operational Projects

Priorities	Projects	Deliverable
5.4.1 Ensure appropriate Floodplain Risk Management Plans are in place for the various catchments in Woollahra.	Pending funding from the Dept. Planning, Industry & Environment, complete Flood Risk Management Plans for Vaucluse & Darling Point catchments.	Complete Plans for Vaucluse & Darling Point catchments and refer to the Floodplain Risk Management Committee for Council adoption.
7.1.3 Educate and partner with the community on the protection of natural areas and waterways, including Bushcare.	Support and promote Council's HarbourCare and Bushcare Programs and other engagement activities.	
7.1.4 Implement actions from the Biodiversity Conservation Strategy.	Undertake biennial biodiversity and environmental monitoring program.	Biodiversity data collected
7.2.2 Implement a program of capital works for water quality improvement, including installation of stormwater quality improvement devices such as raingardens and Gross Pollutant Traps.	Please refer to page 32	90% of works Completed / In Progress by 30 June 2023
7.2.3 Collaborate with partners to develop and implement programs to improve natural waterways.	Develop Coastal Management Programs for the Woollahra LGA.	Progress the Eastern Beaches Coastal Management Program and Sydney Harbour Estuary Coastal Management Program.
8.1.1 Provide programs and projects to reduce local greenhouse gas emissions.	Participate in and implement projects arising from the Three Council Regional Environment Program.	3 Council Regional Environment Program projects including Solar My Suburb and electric vehicle charging.
8.2.1 Coordinate educational events and Council's Environmental Grants Program.	Deliver Council's environmental grants program.	Grant funds distributed and projects completed.
8.2.2 Implement the Environmental Education Program for each year.	Plan and implement a program of environmental education initiatives to address a range of issues.	Environmental education initiatives delivered to the community
8.3.1 Develop and implement projects to enable climate change adaptation.	Implement actions adopted by Council to address the climate emergency.	Maintain Council's carbon neutral certification under the Climate Active Program.

Capital Projects 2022/23

Capital projects are priority works based on asset renewal, community needs and adopted plans.

Project	Expend. Budget \$	Capital Funding							Net Cost \$
		Sales	E& IRL	Storm-water Mgmt Charge	Sec. 7.11	Sec. 7.12	Grants	Reserves	
Environment & Climate Change Capital Works 2022/23									
<i>Flood Plain Management:</i>									
Inlet Capacity Increase	60	0	0	0	0	0	0	0	60
Total for Flood Plain Management	60	0	0	0	0	0	0	0	60
<i>Stormwater Levy Works</i>									
George Street Paddington- Stormwater component of works	250	0	0	0	0	0	0	0	250
Minor Capital Stormwater Works- Multiple locations on reactive basis	215	0	0	-90	0	0	0	0	125
Condition assessment for the stormwater network	50	0	0	-50	0	0	0	0	0
Queen Street corner Ocean Street Woollahra - Replace existing stormwater pipe under tree to the road	200	0	0	-200	0	0	0	0	0
Ocean Street between William Street and Wiston Gardens- Stormwater Pipe relining and Valve installation	150	0	0	-150	0	0	0	0	0
Total for Stormwater Levy Works	865	0	0	-490	0	0	0	0	375
<i>Environmental Works Program</i>									
Water Quality Improvement- Design & construction of Water Sensitive Urban Design projects including raingardens	50	0	-50	0	0	0	0	0	0
Water Quality Improvement- Design & construction of gross pollutant traps to treat stormwater	160	0	-160	0	0	0	0	0	0
Water Conservation- Projects to reduce potable water use	70	0	-70	0	0	0	0	0	0
Biodiversity Projects- Implementation of actions identified in the Biodiversity Conservation Strategy.	30	0	-30	0	0	0	0	0	0
Cooper Park Rehabilitation- Installation of a gross pollutant trap in the Cooper Park catchment.	160	0	-160	0	0	0	0	0	0
Energy Conservation and Carbon Reduction Projects- Implementation of actions to Reduce Carbon Emissions	100	0	-100	0	0	0	0	0	0
Electric Vehicle Charging- Installation of EV charging infrastructure	50	0	-50	0	0	0	0	0	0
Trumper Park Rehabilitation- Regeneration of bushland alongside the new track area at Trumper Park.	35	0	-35	0	0	0	0	0	0
Total for Environmental Works Program	655	0	-655	0	0	0	0	0	0
Total for Environment & Climate Change	1,580	0	-655	-490	0	0	0	0	435

Waste & Cleansing

Business units:




Civil Works

Service information:

Every week 25,084 households receive waste, recyclables and organic collection. Pre-booked collections of bulky goods are offered three times a year and e-waste collection can be booked for collection the next business day. This service also offers effective education to the community on our waste collection service, recycling and waste reduction.

Supporting Community Strategic Plan

Community Outcomes:

-  G5: Liveable places
-  G7: Protecting our environment
-  G8: Sustainable use of resources

Ongoing services and programs:

- Collect domestic waste, garden and food organics, recycling as well as trade waste and commercial paper
- Household clean-up collection service with collection of non-recyclable bulky household items from 11 defined zones covering the Woollahra LGA, totalling 3 collections per zone annually
- Programmed maintenance and response to requests regarding business centres.



Street cleansing works



Fleet vehicle being charged

Operational Plan 2022/23

Operational projects are initiatives that improve the service or focus its delivery.

Waste & Cleansing Operational Projects

Priorities	Projects	Deliverable
8.4.1 Encourage greater participation in waste reduction, recycling and other measures to minimise waste.	Participate in regional waste avoidance/ reduction recycling projects and events.	National recycling week, Clean Up Australia Day, Second Hand Sunday and The Garage Sale Trail.
	Carry out education programs to relevant stakeholders.	Increase in litter collection devices and services throughout the LGA for stormwater quality management.
	Encourage the recycling of organics through the 3 Council Compost Revolution.	Increase on the organic waste diverted from landfill.
8.4.2 Conduct cost effective and efficient waste collection and recycling to residents and businesses and conduct organics recycling services.	Carry out the household clean-up collection service.	Collection of non-recyclable bulky household items from 11 defined zones covering the Woollahra LGA, totalling 3 collections per zone annually.
	Encourage the recycling through the E-Waste service and problem waste drop off.	Complete joint collections days with Waverley and City of Sydney Councils for problem waste.

Capital Projects 2022/23

Capital projects are priority works based on asset renewal, community needs and adopted plans.

Project	Expend. Budget \$	Capital Funding							Net Cost \$
		Sales	E& IRL	Storm-water Mgmt	Sec. 7.11	Sec. 7.12	Grants	Reserves	
Waste & Cleansing Capital Works 2022/23									
<i>Depots</i>									
Quarry Street Depot- Upgrade all emergency plans including fire block plans of essential services	5	0	0	0	0	0	0	-5	0
Fletcher St Depot- Refurbish Office areas	18	0	0	0	0	0	0	-18	0
Fletcher St Depot- Upgrade all emergency plans including fire block plans	7	0	0	0	0	0	0	-7	0
Total for Depts	30	0	0	0	0	0	0	-30	0
Total for Waste & Cleansing	30	0	0	0	0	0	0	-30	0

Business units:

- Open Space & Trees
- Civil Operations
- Capital Projects

Service information:

We are responsible for managing, planning, upgrading and maintaining our parks, trees and recreation facilities which provide safe and functional open spaces and recreational opportunities for the community. This includes scheduled tree maintenance to 12,000 street trees plus 6,000 park trees, maintenance programs for approximately 650 sites including parks, sportsfields, laneways and gardens and the management of approximately 30 hectares of natural area parks. We facilitate a volunteer bushcare program and manage 3,500 sportsground and parks seasonal and casual hire booking each year. We also undertake construction and manage contracts for projects including landscaping works, playgrounds and sports facilities.

Ongoing services and programs:

- Open space planning, strategies, policies and plans of management
- Community land management
- Manage and maintain open spaces including parks, sportsfields, gardens and playgrounds
- Plan and renew open space assets such as playgrounds and sportsfields
- Tree management (trees on public land and requests for pruning or removal of trees on private land)
- Manage open space and coordinate bookings of parks and sportsfields
- Develop strategies, policies and plans for open space and recreation
- Bush regeneration and Bushcare.

Supporting Community Strategic Plan

Community Outcomes:

- G5: Liveable places
- G7: Protecting our environment
- G8: Sustainable use of resources



Planting works at Cooper Park



Bushcare volunteer program

Operational Plan 2022/23

Operational projects are initiatives that improve the service or focus its delivery.

Parks, Trees & Recreation Operational Projects		
Priorities	Projects	Deliverable
5.1.1 Plan for community, cultural and recreational facilities to ensure they reflect community needs and aspirations.	Investigate and implement actions from the Recreational Needs Analysis.	Projects pending budget approval.
	Plan and construct multi use sports courts at locations agreed by Council. (NOM 13/11/2017)	Undertake investigation and feasibility study for a multi-court facility at Lough Playing Fields.
	Investigate and implement actions from the LGA-wide strategy for play spaces. (NOM 30/10/2017)	Projects pending budget approval.
	Street Play Initiative allowing children to play in the street of their local community at agreed times. (CR 6/4/2020)	Conduct a feasibility assessment of trialling a Street Play Initiative, giving priority to streets in the Paddington and Cooper Wards.
	Complete feasibility study for Paddington Greenway and seek grant funding for implementation if found to be feasible.	
	Conduct a review of all dog regulations in parks and reserves.	Review complete, recommendations drafted
5.3.2 Implement a prioritised program of capital improvements to public open spaces and recreation facilities.	Please refer to pages 37-38	90% of works Completed / In Progress by 30 June 2023
7.1.1 Plan and implement strategies and initiatives to enhance natural landscapes and systems and maintenance of trees.	Create an Urban Forest Strategy. (CR 29/9/2020 part F)	Prepare an Urban Forest Strategy setting out its long term vision and tree canopy targets for land owned or administered by Council.
	Strategic management of fig trees. (CR 22/06/2020).	Prepare a report setting out detailed plan of management for fig trees.

Parks, Trees & Recreation Operational Projects

Priorities	Projects	Deliverable
7.1.2 Implement a prioritised program of capital improvements to natural areas.	Please refer to pages 37-38	90% of works Completed / In Progress by 30 June 2023
7.1.4 Implement actions from the Biodiversity Conservation Strategy.	Implement tree planting projects in line with Council's Biodiversity Conservation Strategy.	Identify planting opportunities to plant trees and shrubs annually

Capital Projects 2022/23

Capital projects are priority works based on asset renewal, community needs and adopted plans.

Project	Expend. Budget \$	Capital Funding							Net Cost \$
		Sales	E& IRL	Storm-water Mgmt Charge	Sec. 7.11	Sec. 7.12	Grants	Reserves	
Parks, Trees & Recreation Capital Works 2022/23									
<i>Playgrounds</i>									
Lyne Park Playground- Upgrade and renewal	636	0	0	0	0	-636	0	0	0
Softfall renewal at Council playgrounds as required	75	0	0	0	0	-75	0	0	0
Informal and non-traditional play elements - Introduction of informal play elements including Cooper Park, Lough Playing Fields and Epping Reserve	150	0	0	0	0	-150	0	0	0
Total for Playgrounds	861	0	0	0	0	-861	0	0	0
<i>Sportsfields</i>									
Sportsfield renovations	150	0	0	0	0	-150	0	0	0
Total for Sportfields	150	0	0	0	0	-150	0	0	0
<i>Open Space Capital Works Project Mgmt</i>									
Project Management and Investigation	100	0	0	0	0	-100	0	0	0
Total for Open Space Capital Works Project Mgmt	100	0	0	0	0	-100	0	0	0

Project	Expend. Budget \$	Capital Funding							Net Cost \$
		Sales	E& IRL	Storm-water Mgmt Charge	Sec. 7.11	Sec. 7.12	Grants	Reserves	
Parks, Trees & Recreation Capital Works 2022/23									
<i>Parks & Reserves</i>									
Bellevue Park Stage 2 Pathway- Stage 2 works of the Bellevue Park pathway concept plan including landscaping	357	0	0	0	0	-357	0	0	0
Trumper Oval pathway- New pathway, retaining walls and seating around Trumper Oval	236	0	0	0	0	-236	0	0	0
Cooper Park Amphitheatre Stairs- Renewal	60	0	0	0	0	-60	0	0	0
Gap Park CCTV Upgrades to existing CCTV cameras	147	0	0	0	0	-147	0	0	0
Park furniture- Replacement and renewal of park furniture throughout the LGA	175	0	0	0	0	-175	0	0	0
Moncur Reserve Landscaping - Improvements to basketball court area including landscaping and retaining walls	106	0	0	0	0	-106	0	0	0
Harbourview Park Multi-court- Redesign and relocation of half-court basketball court to include netball ring for multi-purpose use	57	0	0	0	0	-57	0	0	0
Accessible matting for beaches- Installation of accessible matting for wheelchairs, mobility impaired and strollers at Camp Cove Beach and Parsley Bay	36	0	0	0	0	-36	0	0	0
Park Bin replacement- Renewal and increase of bin capacity in Council parks across the LGA	54	0	0	0	0	-54	0	0	0
Park lighting renewal- Replacement of lights through Robertson Park	87	0	0	0	0	-87	0	0	0
Park signage renewal- Renewal of park signage across LGA	96	0	0	0	0	-96	0	0	0
Cooper Park Pond- Upgrade	137	0	0	0	0	-137	0	0	0
Footpath renewals in Cooper Park and Chiswick Gardens	142	0	0	0	0	-142	0	0	0
Council nursery upgrades- Works include improved fencing and stormwater capture	55	0	0	0	0	-55	0	0	0
Rushcutters Bay Park landscaping- upgrades including formalising tree pits, irrigation and improved landscaping	92	0	0	0	0	-92	0	0	0
Total for Parks & Reserves	1,837	0	0	0	0	-1,837	0	0	0
Total for Parks, Trees & Recreation	2,948	0	0	0	0	-2,948	0	0	0

Land & Building Services

Business units:




Property & Projects

Service information:

We manage and maintain 42 community and civic buildings including our libraries, community centres, pre-school and art gallery. We manage our income producing operations at Kiaora Place shopping centre, 4 public car parking stations and 16 commercial properties such as kiosks, restaurant and function centre. In addition we also manage 96 outdoor dining and display of goods areas. We also manage the maintenance of 11 public convenience amenities.

Supporting Community Strategic Plan

Community Outcomes:

-  G5: Liveable places
-  G9: Community focussed economic development
-  G11: A well managed Council

Ongoing services and programs:

- Plan, design and deliver improvements to Council buildings and facilities
- Maintain and clean Council buildings and public amenities
- Manage and monitor outdoor dining
- Manage leases and licences of Council property
- Manage Kiaora Place as the owner's representative
- Provision and maintenance of public car parking facilities
- Installation, repair and maintenance of street furniture
- Graffiti removal for Council buildings, street furniture, bus shelters, parks, carparks and private property accessible from a public place
- Manage the sale of Council land & acquisition of land for Council purposes
- Deliver major building projects and participate in negotiations with proponents.



A new amenities block in Percival Park, Rose Bay



Council manages leases within the Kiaora Place development in Double Bay

Operational Plan 2022/23

Operational projects are initiatives that improve the service or focus its delivery.

Land & Building Services Operational Projects		
Priorities	Projects	Deliverable
5.1.2 Implement a prioritised program of capital improvements to community facilities.	Please refer to pages 40-41	90% of works Completed / In Progress by 30 June 2023
9.1.1 Encourage ongoing economic development across Woollahra.	Subject to feasibility, outcome of EOI process and Council consideration, progress the redevelopment of the Cross Street carpark / cinema.	
11.2.3 Maximise return from Council's commercial premises.	Review Council's property holdings for income-generating and future development opportunities.	Review complete, recommendations drafted
11.2.4 Explore opportunities to leverage Council assets for commercial return.		

Capital Projects 2022/23

Capital projects are priority works based on asset renewal, community needs and adopted plans.

Project	Expend. Budget \$	Capital Funding							Net Cost \$
		Sales	E& IRL	Storm-water Mgmt Charge	Sec. 7.11	Sec. 7.12	Grants	Reserves	
Land & Building Services Capital Works 2022/23									
<i>Investment Properties</i>									
Kiaora Place- External facade rendering & Painting- Building 1	50	0	0	0	0	0	0	-50	0
Kiaora Place- Install crash barriers on rooftop car park	25	0	0	0	0	0	0	-25	0
Kiaora Place- Install safety handrails & trolley bump rails	18	0	0	0	0	0	0	-18	0
Total for Investment Properties	93	0	0	0	0	0	0	-93	0
<i>Commercial/Leased Properties</i>									
Watsons Bay Tea Rooms- Replace fan motors on mechanical exhaust, Replace Hot Water Systems	20	0	0	0	0	0	0	0	-20

Project	Expend. Budget \$	Capital Funding							Net Cost \$
		Sales	E& IRL	Storm-water Mgmt Charge	Sec. 7.11	Sec. 7.12	Grants	Reserves	
Land & Building Services Capital Works 2022/23									
RANSA- Install accessible toilets	25	0	0	0	0	0	0	0	-25
Parsley Bay Kiosk & Residence- Replace pergola and paving, Replace membrane on balcony	57	0	0	0	0	0	0	0	-57
Total for Commercial/Leased Properties	102	0	0	0	0	0	0	0	-102
<i>Car Parks</i>									
Cross Street Carpark- Remedial works to car park structure	20	0	0	0	0	0	0	-20	0
Grafton St Carpark- Additional lighting	20	0	0	0	0	0	0	-20	0
Cosmopolitan Centre Carpark- Upgrade LED lighting	30	0	0	0	0	0	0	-30	0
Total for Car Parks	70	0	0	0	0	0	0	-70	0
<i>Parks / Ovals Buildings</i>									
Lyne Park Amenities and Toilets- internal tiling replacement and new	40	0	0	0	0	0	0	-40	0
Cooper park Workshed (old toilet block)- refurbish redundant park building	55	0	0	0	0	0	0	-55	0
Rushcutters Bay Toilets- Install accessible toilet	45	0	0	0	0	0	0	-45	0
Total for Parks / Ovals Buildings	140	0	0	0	0	0	0	-140	0
<i>Civil Operations</i>									
Street Furniture	43.6	0	0	0	0	0	0	0	43.6
Total for Civil Operations	44	0	0	0	0	0	0	0	44
<i>Council Offices</i>									
Redleaf-- Replace Air Conditioning units	205	0	0	0	0	0	0	-205	0
Redleaf-Upgrade Air Conditioning management system (BMS)	170	0	0	0	0	0	0	-170	0
Total for Council Offices	375	0	0	0	0	0	0	-375	0
Total for Land & Building Services	824	0	0	0	0	0	0	-780	44

Business units:

Engineering

Service information:

Our Transport service manages and maintains our 150kms local road network including kerbs and gutters, 460,000m² of footpaths as well as our bus shelters, retaining walls, pedestrian crossings, roundabouts, 35 bike routes and our Harbourside infrastructure, including 3.7km of sea walls and 8.3km of retaining walls.

Staff assess development applications (DA) to ensure compliance with Council's infrastructure standards, planning controls and other industry standards and provide a pre-DA service to customers. Staff research traffic issues to develop and improve parking, traffic and transport strategies, advising on traffic volumes and management and are also responsible for street lighting issues and management and location of new bus shelters.

Supporting Community Strategic Plan

Community Outcomes:

- G5: Liveable places
- G6: Getting around
- G8: Sustainable use of resources

Ongoing services and programs:

- Plan and deliver road infrastructure projects
- Maintain and renew our road related infrastructure
- Plan and deliver shared/bike paths
- Maintain local energy efficient street lighting
- Provide public bus shelters and stops
- Advocacy for various NSW Government initiatives to support improved and accessible public transport in the municipality
- Seek relevant grant funding



LED streetlights in Rose Bay



Pedestrian crossing outside Double Bay Public School

Operational Plan 2022/23

Operational projects are initiatives that improve the service or focus its delivery.

Transport & Engineering Operational Projects		
Priorities	Projects	Deliverable
4.1.1 Ensure that Council's strategic planning framework, Local Environmental Plans and Development Control Plans are regularly reviewed, are consistent with relevant Metropolitan plans and provide a planning framework which will result in appropriate high quality development and incorporates community concerns and ideals.	Undertake a hydrogeological and geotechnical study for the entire Rose Bay basin area from the Bellevue Hill ridgeline (CR 29/09/2020).	Report to Committee
4.2.2 Implementation of the Heritage Gap Analysis which includes maintaining a program of heritage research and potential new conservation areas and heritage items.	Street Inlay Audit and Rectification.	Undertake an audit of all 493 street inlays (set out in Annexure 1 of report to Urban Planning Committee on 23/02/2015).
5.5.2 Implement the Infrastructure Capital Works Programs for renewal for all classes of public infrastructure.	Please refer to pages 44-46	90% of works Completed / In Progress by 30 June 2023
6.3.1 Maintain and manage parking across the municipality, implement speed reduction measures and work towards improved traffic flows.	Pedestrianisation and Traffic Calming works for Rose Bay	Pedestrianisation Study completed; Traffic Calming works programmed

Capital Projects 2022/23

Capital projects are priority works based on asset renewal, community needs and adopted plans.

Project	Expend. Budget \$	Capital Funding							Net Cost \$
		Sales	E& IRL	Storm-water Mgmt Charge	Sec. 7.11	Sec. 7.12	Grants	Reserves	
Transport & Engineering Capital Works 2022/23									
<i>Traffic Infrastructure</i>									
Victoria Road, at Bundara Street, Bellevue Hill- Intersection Improvement and Traffic Calming Works- Improving pedestrian connectivity and intersection alignment	180	0	0	0	0	0	0	0	180
Bike Parking Facilities Upgrade across the LGA	30	0	0	0	0	0	0	0	30
Victoria Road, Bellevue Hill- Bicycle Route Safety Treatment works- Improvement to bicycle route pavement markings	20	0	0	0	0	0	0	0	20
Minor Capital Traffic Works - Urgent traffic capital works projects identified through the Traffic Committee Process	100	0	0	0	0	0	0	0	100
Total for Traffic Infrastructure	330	0	0	0	0	0	0	0	330
<i>Streetscapes</i>									
Marine Parade Watsons Bay- Shared Zone and Streetscape Upgrade Design	100	0	0	0	0	-100	0	0	0
Total for Streetscapes	100	0	0	0	0	-100	0	0	0
<i>Infrastructure Renewal Program</i>									
Mahoney Lane Edgecliff, New South Head Road to Glenmore Road- Road Pavement re-sheeting includes road pavement at Glenmore Rd, kerb and gutter, dish drain, footpath and Stormwater pit Reconstruction	165	0	-165	0	0	0	0	0	0
Liverpool Street, Paddington, Glenview Street to Macdonald Street- Road Pavement re-sheeting, kerb, gutter, footpath and Stormwater upgrade	235	0	-235	0	0	0	0	0	0
Wharf Road Vacluse, Hopetoun Avenue to End- Road Pavement re-sheeting , kerb and gutter as required	135	0	-135	0	0	0	0	0	0
Wentworth Road Vacluse, 50-54 Wentworth Road- Road Pavement Re-sheeting	48	0	-48	0	0	0	0	0	0
Wentworth Road Vacluse, Gilliver Avenue to 18Wentworth Road- Road Pavement Re-sheeting	40	0	-40	0	0	0	0	0	0
Kings Road Vacluse, Princes Avenue to 57 Kings Road- Road Pavement Re-sheeting	100	0	-100	0	0	0	0	0	0

Project	Expend. Budget \$	Capital Funding							Net Cost \$
		Sales	E& IRL	Storm-water Mgmt Charge	Sec. 7.11	Sec. 7.12	Grants	Reserves	
Transport & Engineering Capital Works 2022/23									
Olola Avenue Vauclose, Bombillee Avenue to Petrarch Avenue- Road Pavement, footpath (asphalt and concrete) and kerb and gutter only from Burrabirra Avenue to Petrarch Avenue	440	0	-440	0	0	0	0	0	0
Norfolk Lane, Paddington, Norfolk Street to End- Pavement Re-sheeting, stormwater pit upgrade, and traffic bollards	75	0	-75	0	0	0	0	0	0
Olola Avenue Vauclose, 13- 29 Olola Avenue - Road Pavement re-sheeting, kerb and gutter and footpath (asphalt) Reconstruction	440	0	-440	0	0	0	0	0	0
Burrabirra Avenue , Vauclose Fitzwilliam Road to Olola Avenue- Road Pavement Reconstruction, footpath, kerb, gutter and Stormwater system	525	0	-525	0	0	0	0	0	0
Rawson Rd to NSH Rd Rose Bay- Stairway reconstruction	200	0	-200	0	0	0	0	0	0
Bayview Hill Road Rose Bay- Road pavement and guardrail	275	0	-275	0	0	0	0	0	0
Edgecliff Road btw Old South Head Road and Adelaide Street- Road Resurfacing; Footpath Works including kerb & gutter	332	0	-132	0	0	0	-200	0	0
Victoria Road btw Rose Bay Ave and New South Head Road Bellevue Hill- Retaining Wall and Footpath Reconstruction	350	0	-350	0	0	0	0	0	0
Minor Capital Wall Works- Retaining and Seawall Repairs	100	0	-100	0	0	0	0	0	0
Parsley Bay- Swimming Net Replacement Works- Net and Pylon Replacement	100	0	-25	0	0	0	-75	0	0
Parsley Bay- Jetty Replacement	750	0	0	0	0	0	-475	0	275
March Street Bellevue hill, Victoria Road to Vivian Street- Road Pavement re-sheeting footpath reconstruction	122	0	0	0	0	0	-108	0	15
Yarwood Lane Woollahra, Edgecliff Road to Fletcher Street- Road Pavement re-sheeting	32	0	0	0	0	0	-27	0	5
Queen Street Woollahra, Oxford St to Victoria Avenue- Road Pavement re-sheeting on travel lane and asphalt footpath reconstruction as required	110	0	0	0	0	0	-100	0	10
Norfolk Street Paddington, Norfolk Lane to End- Road Pavement re-sheeting	120	0	-80	0	0	0	-40	0	0
William Street Double Bay btw Pearce Street and New South Head Road- Road Pavement Reconstruction	150	0	0	0	0	0	-150	0	0
Jersey Road Woollahra, Ocean Street to Thorne Street- Road Pavement re-sheeting and kerb and gutter reconstruction as required	55	0	-55	0	0	0	0	0	0
Wentworth Place, Point Piper , 17 Wentworth Street to end (rear of 18Wunulla Road)- Road Pavement re-sheeting and gutter reconstruction	115	0	-115	0	0	0	0	0	0
William Street, Double Bay, Bay Street to Ocean Avenue- Footpath Reconstruction	35	0	0	0	0	-35	0	0	0

Project	Expend. Budget \$	Capital Funding							Net Cost \$
		Sales	E& IRL	Storm-water Mgmt Charge	Sec. 7.11	Sec. 7.12	Grants	Reserves	
Transport & Engineering Capital Works 2022/23									
Sherbrook Avenue, Double Bay, William Street to End- Road Pavement, kerb, gutter & footpath replacement	125	0	0	0	0	-125	0	0	0
Jersey Road Paddington, Moncur St to Oxford St- Footpath reconstruction	130	0	0	0	0	-130	0	0	0
Spring St Paddington, Liverpool St to Prospect St- Pavement re-sheeting and gutter (right side) and footpath reconstruction	35	0	0	0	0	-35	0	0	0
Plan and Manage the Program- Overall program management for all infrastructure and stormwater projects	200	0	0	0	0	-200	0	0	0
Forward Design Works- Design work for future works program	80	0	0	0	0	-80	0	0	0
Minor Capital Road Works	300	0	0	0	0	0	0	0	300
Bellevue Road Bellevue Hill, Arthur St to Streatfield Rd - Road pavement and drainage works	295	0	-205	0	0	0	0	0	90
Beresford Road Bellevue Hill, Beresford Cr to Salisbury Road- Road Pavement Reconstruction, footpath, kerb ramp and gutter reconstruction	150	0	0	0	0	0	0	0	150
Yamba Road, Bellevue Hill Road to Kulgoa Road- Road Pavement, kerb, gutter & footpath reconstruction and stormwater update	280	0	0	0	0	0	0	0	280
Cranbrook Lane Bellevue Hill- Stairs (Stage 2)- Stairs Reconstruction and landscaping	150	0	0	0	0	0	0	0	150
Kiaora Road Double Bay, Forest Rd and Carlotta Rd- Road pavement concrete; Concrete footpath Reconstruction and stormwater	350	0	0	0	0	0	0	0	350
Small Street Woollahra, Fletcher Street to End- Road pavement re-sheeting and Concrete footpath Reconstruction	135	0	0	0	0	0	0	0	135
Raine Street Fletcher Street to End- Road Pavement re-sheeting and asphalt footpath reconstruction	93	0	0	0	0	0	0	0	93
Chester Lane Woollahra Stanley St to Chester St and Edgecliff Road- Road Pavement re-sheeting, kerb and gutter reconstruction, reconstruction of hardstand area up to Edgecliff Rd	45	0	0	0	0	0	0	0	45
Jersey Road Woollahra, Thorne Street to Trelawney Street- Road Pavement re-sheeting, kerb, gutter and footpath works including driveway at 141 Jersey Rd	135	0	0	0	0	0	0	0	135
Total for Infrastructure Renewal Program	7,553	0	-3,740	0	0	-605	-1,175	0	2,033
Total for Traffic & Engineering Services	7,983	0	-3,740	0	0	-705	-1,175	0	2,363

Development Assessment

Business units:




Development Control
Engineering

Service information:

Assessment of development applications in a timely manner that are consistent with community expectations, local and state planning controls and is of a standard that enhances each locality, and protects a neighbour's amenity. We provide a Development Information Service to assist applicants in preparing and lodging applications and to provide general planning advice to our community. We also present applications for determination by the relevant panels. There is also a legal element to the service in defending appeals lodged against Council in the Local and Environment Court.

Supporting Community Strategic Plan

Community Outcomes:

-  G4: Well planned neighbourhoods
-  G5: Liveable places
-  G8: Sustainable use of resources

Ongoing services and programs:

- Provide a pre-lodgement service for applicants
- Assess Development Applications, including coordinating internal and external specialist advice
- Manage independent assessment panels – including the:
 - Application Review Panel (ARP),
 - Application Assessment Panel (AAP),
 - Wollahra Local Planning Panel (WLPP) and the
 - Sydney Eastern City Planning Panel (SECPP)
- Maintain Development Application assessment systems in alignment with current legislation
- Defend appeals and proceedings in the Land and Environment Court



Apartments in Bellevue Hill



Site inspection

Operational Plan 2022/23

Operational projects are initiatives that improve the service or focus its delivery.

Development Assessment Operational Projects		
Priorities	Projects	Deliverable
4.1.2 Deliver high quality and timely development assessment.	Maintain and improve overall processing times for applications.	Net and gross mean processing times of 95 and 117 days



Aerial view of Edgecliff

Strategic Planning, Heritage Conservation & Place

Business units:

Strategic Planning
Placemaking




Service information:

The service prepares strategic plans and policies to manage growth and development in Woollahra aimed at conserving our heritage, maintaining the special characteristics of our area and delivering great places for people to live, work, play and visit. Placemaking aims to strengthen the connection between people, places and businesses in order to improve social, economic and environmental sustainability and the community's health and wellbeing.

Placemaking provides leadership in inspiring people to collectively reimagine their spaces (public and private), exploring the concepts of place, character and liveability by understanding the issues and priorities for each community within and across the Local Government Area.

Supporting Community Strategic Plan

Community Outcomes:

-  G4: Well planned neighbourhoods
-  G5: Liveable places
-  G9: Community focussed economic development

Ongoing services and programs:

- Review the Local Strategic Planning Statement, Local Environment Plan, Development Control Plan and contributions plans regularly, preparing amendments as needed
- Assess, prepare and exhibit both Council and developer-initiated planning proposals
- Implement the strategic planning requirements of the Eastern City District Plan
- Contribute to the preparation and review of statutory and policy documents to protect heritage items and heritage conservation areas
- Processing applications for planning certificates, rate certificates, notices and outstanding orders certificate
- Urban design studies for areas, precincts and sites
- Business centre strategies and support
- Place Plan development



Community consultation about Edgecliff commercial corridor



Placemaking event in Paddington

Operational Plan 2022/23

Operational projects are initiatives that improve the service or focus its delivery.

Strategic Planning, Heritage Conservation & Place Operational Projects		
Priorities	Projects	Deliverable
4.1.1 Ensure that Council’s strategic planning framework, Local Environmental Plans and Development Control Plans are regularly reviewed, are consistent with relevant Metropolitan plans and provide a planning framework which will result in appropriate high quality development and incorporates community concerns and ideals.	Subject to endorsement, prepare implementation strategy to amend planning controls for the Edgecliff Commercial Centre.	Prepare implementation strategy
	Complete rezoning of that part of Riddell Street, Bellevue Hill (currently zoned R3 Medium Density Residential) back to R2 Low Density Residential zone to prepare for new housing strategy	Report to Committee
	Implement amendments to planning controls as a consequence of excavation, Subterranean building and dewatering in Double Bay (CR 25/02/2019).	Exhibit proposed amendments to planning controls.
	Prepare a further report to limit excavation and dewatering in the most impacted zones in the Double Bay Floodplain (CR 25 October 2021)	Report to Council
	Community consultation on planning proposal and draft DCP – introduction of FSRs and urban greening provisions for low density residential development in the R2 Low Density Residential and R3 Medium Density Residential zones (CR 29/04/2019)	Exhibition of draft

Strategic Planning, Heritage Conservation & Place Operational Projects

Priorities	Projects	Deliverable
	Post-exhibition report on planning proposal and draft DCP – introduction of FSRs and urban greening provisions for low density residential development in the R2 Low Density Residential and R3 Medium Density Residential zones (CR 29/04/2019)	Report to Committee
	Identify special local character areas and prepare local character statements. (NOM 04/11/2019; CM 11/11/2019)	Local character statements are reported to Committee
	Pending outcomes of the new housing strategy, create a planning proposal to increase the minimum lot size to construct an attached dual occupancy development in the R2 Low Density Residential Zone to 800m ² , which on 22/02/2021 Council Resolved to increase the minimum lot size from 800m ² to 1200m ²	Exhibit amended planning controls
	Pending feasibility study by the Infrastructure & Sustainability division and awarding of grant funding, prepare a planning proposal to identify a Paddington Greenway corridor along Rushcutters Creek linking Walker Ave to Neild Ave and New South Head Rd	Report to Committee on options
	Interpretation of desired future characters statements (prompted by LEC decision: March 2020 Woollahra Municipal Council v SJD DB2 Pty Limited[2020] NSWLEC 115)"	Exhibit amended planning controls

Strategic Planning, Heritage Conservation & Place Operational Projects

Priorities	Projects	Deliverable
	2022/23 Review of s7.12 development Contributions plan	Report to Committee
	Prepare a planning proposal to facilitate bus shelter advertising as exempt development (CR 26 July 2021)	LEP amendment
	Prepare a planning proposal to carry out housekeeping amendments to Woollahra LEP 2014.	Report to Committee
	Prepare and exhibit a planning proposal to remove the lands reserve for acquisition in Edgecliff	Planning Proposal to remove the lands reserved for acquisition in Edgecliff
	Investigate and prepare a report to Council regarding steps Council could take to amend the LEP to prohibit smoking in licensed premises (CR 24 May 2021)	Report to Committee
	Prepare a report outlining the legislative frameworks and options to further advocate on passive smoke exposure in high density terrace homes (CR 26 July 2021)	Report to Council
	Double Bay Bowling Club Preservation of Land for Private Recreational Use – Exhibit a planning proposal setting out amendments to the Woollahra Local Environmental Plan 2014. (NOM 24/08/2020)	Exhibition of Planning proposal
	Prepare a report in relation to amending the zone which applies to Lennox Street, Bellevue Hill.	Report to Committee

Strategic Planning, Heritage Conservation & Place Operational Projects

Priorities	Projects	Deliverable
4.2.1 Implementation of the Heritage Gap Analysis which includes maintaining a program of heritage research and potential new conservation areas and heritage items.	Investigate the potential heritage significance of places of worship in the Woollahra Local Government Area in order to identify items of heritage significance at either a local or State level. (NOM 8/04/19) {incl. St Andrews Scots Presbyterian Church, corner Dover Rd and Carlisle Street, Rose Bay}	Report to Committee
	Undertake an assessment of heritage significance for Old School Hall, Rose Bay Public School, Albemarle Ave, Rose Bay, and McAuley Catholic School and outbuildings (formerly Christian Brothers College Rose Bay).	Report to Committee
	Implementation of the Heritage Gap Analysis which was endorsed by Council on 22 November 2021.	Report to Council
	Carry out an assessment of buildings designed by significant architects (NOM 9/12/2019)	Report to Council
	Planning proposal to list Sunny Brae at 40 Fitzwilliam Road Vaucluse. Planning proposal to list 46 Vaucluse Road, Vaucluse as a local heritage item.	Gazettal of heritage item
	Planning Proposal to list the Cadrys building as a heritage item 5 July 2021	Gazettal of heritage status
	Review Wilkinson buildings and determine if they meet the threshold for heritage listing. (CR 24/11/14)	Report to Committee

Strategic Planning, Heritage Conservation & Place Operational Projects

Priorities	Projects	Deliverable
	Prepare a report on future heritage listing of arts and crafts buildings, including examples of outstanding significance recommended for listing in Schedule 5 of Woollahra LEP 2014.	Report to Committee
	Carry out an assessment of the heritage significance of 543-549 Glenmore Road, Edgecliff (CR 5 July 2021).	Report to Committee
	Carry out an assessment of the heritage significance of Ausgrid Substations in the Woollahra LGA.	Report to Committee
	Carry out a heritage assessment of the buildings at 53 and 55 Drumalbyn, Bellevue Hill	Report to Committee
	Provide a report on the further protection of secondary wings on contributory and heritage items in the Darling Point HCA (CR 25 October 2021)	Report to Committee
	Liaise with the Minister for Planning and Place regarding the referral criteria for the LPP to include the demolition of contributory items, and prepare a report outlining options to Council to enhance Woollahra's planning instruments with respect to the demolition of contributory items (CR 25 October 2021)	Report to Committee
	Heritage listing 364 Edgecliff Road, Woollahra	Report to Committee

Strategic Planning, Heritage Conservation & Place Operational Projects

Priorities	Projects	Deliverable
	Report to investigate the potential heritage significance of identified buildings in the Double Bay Centre and relevant instruments of protection. (CR 26 April 2021)	Report to Committee
4.3.1 Ensure Council's planning documents and strategies support high quality housing and housing diversity which is consistent with the strategic thinking of Council in relation to planned infrastructure, services and locational issues.	Subject to endorsement, prepare implementation strategy to amend planning controls for the Double Bay Place Plan- review Woollahra LEP 2014 and Woollahra DCP 2015 in regard to recommendations from Double Bay Centre Housing Economic Study	Prepare implementation strategy
9.1.1 Encourage ongoing economic development across Woollahra.	Draft Rose Bay Place Plan 2022-2025.	Adopt the Draft Rose Bay Place Plan 2022-2025
	Enhance footpath environments to make pedestrian use more appealing.	Prepare and introduce the Draft Woollahra Local Approvals Policy (LAP) which streamlines approval processes and customer experience for temporary events and activation.
	Activity levels within Oxford Street are monitored using available mechanisms.	Complete commercial occupancy audit of all business centres within Woollahra LGA
	Improve distribution of economic and performance data to businesses.	Promote and increase awareness of Council's economic data trends through business partnerships and chambers.

Compliance

Business units:

Compliance

Service information:

We protect the health, safety and well being of the community by ensuring compliance with all relevant laws, statutory controls and local restrictions, in accordance with Council's policies and procedures, relating to the environment, public health, planning, building, parking and companion animal matters.

Supporting Community Strategic Plan

Community Outcomes:

- G5: Liveable places
- G7: Protecting our environment
- G11: A well-managed Council

Ongoing services and programs:

- Fire safety program for over 1,400 venues
- Investigating complaints on pollution, noise, parking, companion animals and abandoned articles
- Pool safety and building control
- Health inspections including food safety, regulated air conditioning systems, hair dressers, mortuaries and skin piercing premises
- Pollution control and environmental compliance
- Regular Ranger and parking patrols
- Seasonal lifeguards at Camp Cove



Council inspects the 367 recorded food premises across Woollahra for food safety compliance with legislation



Council inspects the 122 health premises recorded for health safety compliance with legislation, such as hair dressers, mortuaries and skin piercing businesses

Business units:

Governance

Business Assurance & Improvement

Service information:

Our Governance service oversees the operations of Council to ensure that decision-making is transparent and accountable and that organisational activities are honest and free from fraud and corruption. Providing an integrated approach to organisational integrity, ethics and accountability, this service supports local democracy and transparency through business assurance measures. Each year we provide secretariat functions for 21 Council meetings, plus 24 Council committee meetings, 22 Local Planning Panel meetings and 30 Application Assessment Panel meetings . We also provide secretariat services for Audit, Risk & Improvement Committee meetings.

Supporting Community Strategic Plan


Community Outcomes:

■ G10: Working together

■ G11: well-managed Council

Ongoing services and programs:

- Council meetings and reports and administrative support to Councillors
- Coordinate requests for information including under the Government Information (Public Access) Act
- Maintain registers of delegations and legislative compliance
- Provide Code of Conduct training across Council
- Secretariat services to Council's Audit, Risk & Improvement Committee
- Internal Audit
- Enterprise risk management and business assurance
- Manager business continuity planning
- Insurance & claims management



Redleaf counter staff



Council event preparations

Operational Plan 2022/23

Operational projects are initiatives that improve the service or focus its delivery.

Governance Operational Projects		
Priorities	Projects	Deliverable
2.1.2 Respond to calls for State government submissions and collaborate with different levels of the government to help us achieve our community's aspirations for Woollahra	Responsive communication of submission opportunities.	Council is informed and able to make timely submissions
10.1.2 Ensure our suite of integrated planning and reporting documents are in plain language, meet legislative requirements and enable us to report on Council's performance to the community	Develop the Operational Plan.	Operational Plan 2023/24 adopted in June 2023
11.3.1 Maintain a strong governance framework that facilitates transparent and democratic decision-making.	Continue to implement improvements to the Governance Framework of Council.	Review of Committees, Delegations, Policies, Procedures including relevant Performance Measures
11.3.2 Ensure corporate risks and opportunities are managed appropriately.	Develop Business Department Risk Management Plans for 2022/23.	Review Department Risk Management Plans quarterly
	Develop Department Audit Plans for that 2022/23.	Review Department Audit Plans quarterly

Business units:

General Manager

Finance

Information Technology

Organisational Development & Human Resources

Strategy & Performance

Service information:

Corporate Services provides support functions to enable effective and efficient service delivery that is responsive, accountable and innovative. This includes sound planning and reporting of our vision and goals, finances and projects, as well as managing performance, organisational improvement and service reviews.

Our technology and information systems support online customer services, office and field-based functions, geographic information, and live webcasting of Council meetings.

Supporting Community Strategic Plan

Community Outcomes:

■ G10: Working together


■ G11: well-managed Council

Ongoing services and programs:

- Financial management, levying of rates, payments to suppliers
- Procurement advice and support for the organisation
- Deliver corporate planning, reporting and strategies
- Organisational performance reporting
- Manage human resources and workforce health, welfare and safety
- Manage information, technology, records and spatial information
- Provide public infrastructure for CCTV, publicWiFi and web-streaming of Council meetings.



R U OK DAY staff event



Using the Woollahra Libraries app

Operational Plan 2022/23

Operational projects are initiatives that improve the service or focus its delivery.

Governance Operational Projects		
Priorities	Projects	Deliverable
11.1.2 Transform Council's business, by optimising the use of technology to support effective business processes and customer journeys	Implementation of review of Councils' overall systems	-Expanding the functionality of iConcierge -Website review
11.1.3 Maintain a high performing workforce that is responsive to the needs of the community and the organisation	Implementation of the Workforce Management Plan	Develop Council's online Learning Management Systems
	Complete the Leadership Development Program for Supervisors and Coordinators	Completion of the program
	Deliver tailored 'management and leadership bites' training across Council	Training provided through the Learning Management System, via Woollahra Cafe, and in person
11.1.4 Implement and conduct a Service Delivery Review Program to identify improvements to services delivery, customer experience and develop performance measures to deliver value for money for our community	4 Services Reviews conducted	Reviews complete; recommendations drafted for implementation
11.2.1 Effective management of Council's finances	Review the Long Term Financial Plan and Council's ongoing financial sustainability	-Present Council's Quarterly Budget Review Statement, Annual Report and Financial Statements -Review LTFP and Budget ready for adoption before 30 June 2023
	Develop the proposal for a Special Rate Variation to improve financial sustainability and to fund future infrastructure and community Improvements	If supported, application submitted to IPART in accordance with their guidelines and timelines
11.2.2 Achieve sustainable asset management through the integration of strategic asset planning with financial planning	Update the Long Term Financial Plan	Asset Management Plans are fully integrated into long term financial planning

Capital Projects 2022/23

Capital projects are priority works based on asset renewal, community needs and adopted plans.

Project	Expend. Budget \$	Capital Funding							Net Cost \$
		Sales	E& IRL	Storm-water Mgmt Charge	Sec. 7.11	Sec. 7.12	Grants	Reserves	
Corporate Services Capital Works 2022/23									
<i>Computers & Office Equipment</i>									
UPS Replacement: Replace Uninterruptible Power Supply in Comms Room in Council Chambers	30	0	0	0	0	0	0	0	30
Plotter and Scanner Replacement: Replace plotter and scanner used by Planning & Place and Infrastructure and Sustainability divisions	32	0	0	0	0	0	0	0	32
Network Switch Replacement: Replace spare network switch for remote sites	6.5	0	0	0	0	0	0	0	6.5
Total for Computers & Office Equipment	69	0	0	0	0	0	0	0	69
<i>Plant & Vehicle Replacement</i>									
Passenger Vehicles	732	-265	0	0	0	0	0	-17	451
Light Commercial Vehicles	303	-74	0	0	0	0	0	-52	177
Heavy Plant	1,495	-320	0	0	0	0	0	-700	475
Miscellaneous Plant	70	-17	0	0	0	0	0	0	53
Total for Plant & Vehicle Replacement	2,600	-676	0	0	0	0	0	-768	1,156
Total for Corporate Services	2,669	-676	0	0	0	0	0	-768	1,224



Community Services, Culture & Arts

Business units:

Community & Culture

Communications & Engagement

Service information:

Our community, Culture and Arts programs build social capital, community resilience and enhance the wellbeing of our community, increasing the liveability and sense of community in the Woollahra area. We provide 11 affordable venues for community hire of which 8 are fully accessible. We undertake needs analysis to inform community development and deliver programs, activities and events with a focus on new residents, children and families, youth and seniors, such as: a monthly skills development workshop; a range of activities to celebrate and acknowledge members of our community such and activities that enable the community to be involved and connect. We also provide experiences through our art gallery and facilitate public art.

We award grants to support community and cultural groups, and partner to provide services and programs which support disability and dementia inclusion, mental health and suicide prevention, community safety and crime prevention and support community members experiencing domestic abuse and homelessness.



Local primary school student at Sealife Sculpture event

Supporting Community Strategic Plan

Community Outcomes:

- G1: A connected, harmonious and engaged community for all ages and abilities
- G2: A supported, enabled and resilient community
- G3: A creative and vibrant community

Ongoing services and programs:

- Partner with the community to provide services and programs which support disability and dementia inclusion
- Undertake arts and cultural development, including our small grants program
- Manage venue hire and undertake community facility needs analysis and planning
- Provide volunteering opportunities
- Manage the Woollahra Gallery at Redleaf
- Facilitate public art:
 - Artist in Residence
 - Creative Hoardings Program
 - Pop Up Posters Paddington
 - Up the Wall Mural Project
 - Walking Tours- DIY Arts and Culture
 - Woollahra Small Sculpture Prize
 - Youth Photographic Award & Short Film Prize
 - Head On Photography exhibition at Paddington Library
- Support and provide community events and ceremonies including Citizenship Ceremonies

Operational Plan 2022/23

Operational projects are initiatives that improve the service or focus its delivery.

Community Services, Culture & Arts Operational Projects		
Priorities	Projects	Deliverable
1.1.1 Provide opportunities to connect people and ideas to encourage lifelong learning and quality of life.	Plan and promote diverse and inclusive events, activities and programs.	Diverse events, activities and programs delivered to the community
	Provide spaces and technology that nurture and support.	
	Develop with community partners programs to respond to community needs.	Programs that respond to community needs
2.1.1 Collaborate with all levels of government, non-government organisations, the private sector and community groups	Implement the outcomes of the Council Grant review.	Enable increased partnerships in the delivery of programs and services to the community.
	Work in partnership according to our agreements with Council funded providers, Holdsworth Community (\$861,596) and Womens Housing Association (\$360,000).	Deliver services to Woollahra residents
	Work with other Government agencies to develop programs and projects.	Respond to community needs, seniors, diversity, mental health, housing, family services, youth, and children
2.1.2 Following adoption, administer Council's Reflect Reconciliation Action Plan 2022-2023	Build upon our relationship with La Perouse Aboriginal Land Council and the Gujaga Foundation.	Deliver outcomes for reconciliation.
	Build an agreed program of Reconciliation.	Deliver outcomes for reconciliation.
2.2.1 Collaborate with a range of service providers to support vulnerable members of our community.	Support homeless persons in our community, through partnerships in homelessness network, implementation of homelessness policy, referrals for support agencies, provision of advocacy, and participation in annual homeless count. Support other vulnerable groups as identified through advocacy and supports to access services.	Network; implementation of policy; referrals for support; responding to policy; advocacy; homeless count.

Community Services, Culture & Arts Operational Projects

Priorities	Projects	Deliverable
2.2.2 Encourage and promote services and support for families, youth and children.	Undertake research to determine the future needs, service and support requirements for families, children and young people.	Determine the future requirements for families children and young people
2.2.3 Following adoption, administer Council's Disability Inclusion Action Plan.	Implementation of Disability Inclusion Action Plan 2022 in partnership with Council's Inclusion (Aged, Disability and Carers) Advisory Committee.	Identified actions within the Disability Inclusion Action Plan 2022
3.1.2 Promote opportunities for innovative, creative and cultural initiatives that support the community.	Activate the Cultural Hub at Woollahra Gallery at Redleaf.	Cultural activities are delivered
	Activate grants program.	Grant funds distributed and projects completed which meet community need
	Provide diverse range of exhibitions at the Woollahra Gallery.	Diverse range of exhibitions delivered
	Deliver the events program.	Events program delivered to the community
5.1.1 Plan for community, cultural and recreational facilities to ensure they reflect community needs and aspirations.	Review and activate existing facilities.	Maximise the use of existing facilities by the community
	Develop an implementation plan that responds to the recommendations of the Community Facilities Study.	Implementation of recommendations
	Inform Councils' plans for infrastructure and planning.	Support the communities' needs

Capital Projects 2022/23

Capital projects are priority works based on asset renewal, community needs and adopted plans.

Project	Expend. Budget \$	Capital Funding							Net Cost \$	
		Sales	E& IRL	Storm-water Mgmt Charge	Sec. 7.11	Sec. 7.12	Grants	Reserves		
Community Services, Culture & Arts Capital Works 2022/23										
<i>Community Facilities</i>										
E J Ward Centre- External brick repairs, Replace timber stair & repairs to balcony, Upgrade cast iron pipework	60	0	0	0	0	0	0	0	-60	0
Sir David Martin Reserve- Drill Hall & Sail Loft- Electrical upgrade / lighting to LED	15	0	0	0	0	0	0	0	-15	0
Keyless entry system for two hired venues- Annual program of upgrades	15	0	0	0	0	0	0	0	-15	0
Disability Inclusion Upgrades- Annual program of upgrades	50	0	0	0	0	0	0	0	-50	0
Total for Community Facilities	140	0	0	0	0	0	0	0	-140	0
Total for Community Services, Culture & Arts	140	0	0	0	0	0	0	0	-140	0



E.J. Ward Community Centre hireable space in Paddington

Library Services

Business units:

Libraries




Service information:

We provide Library Services at Double Bay, Paddington and Watsons Bay to more than 31,900 active Library members, as well as providing a home delivery service to the elderly and frail aged through the Home Library service. In 2020-2021 financial year across our three libraries our libraries had 256,417 visitors, 570,493 items were borrowed, 123,429 e-loans were made, 3,533 people attended 215 events and programs.

The libraries facilitate community volunteering opportunities including supporting local students completing the Duke of Edinburgh scheme. The libraries all host a variety of events and programs and Woollahra Library at Double Bay offers spaces for hire.

Supporting Community Strategic Plan

Community Outcomes:

-  G1: A connected, harmonious and engaged community for all ages and abilities
-  G2: A supported, enabled and resilient community
-  G3: A creative and vibrant community

Ongoing services and programs:

- Manage physical collections, online collections and databases
- Local history information
- Home Library Service for people with mobility and access restrictions
- Provision and maintenance of public computer access, printing and other technology infrastructure
- Maintain library spaces for study and recreation
- Provide volunteering opportunities
- Library Events & Programs:
 - Author Talks
 - Book Clubs
 - Book Fair
 - Culture Vulture
 - Digital Events
 - Digital Literary Award
 - Ideas Exchange
 - Local history workshops
 - Movie screenings
 - Technology Workshops
 - Writing Workshops



Watsons Bay Library



Home Library Service delivery

Operational Plan 2022/23

Operational projects are initiatives that improve the service or focus its delivery.

Library Services Operational Projects		
Priorities	Projects	Deliverable
1.1.1 Provide opportunities to connect people and ideas to encourage lifelong learning and quality of life.	Plan and promote diverse and inclusive events, activities and programs.	Diverse Library events, activities and programs delivered to the community
	Develop online and physical collections that reflect community demand.	Resources available that meet community demand
	Provide spaces and technology that nurture and support.	Spaces and technology available for community use.
3.1.1 Provide innovative library and local history services, including Indigenous history.	Library Strategic Plan year one implementation	Completion of short term initiatives
	Deliver programs through the Woollahra Libraries that respond to community need.	Library programs that respond to community needs

Capital Projects 2022/23

Capital projects are priority works based on asset renewal, community needs and adopted plans.

Project	Expend. Budget \$	Capital Funding							Net Cost \$
		Sales	E& IRL	Storm-water Mgmt Charge	Sec. 7.11	Sec. 7.12	Grants	Reserves	
Library Services Capital Works 2022/23									
<i>Library Equipment</i>									
Books & audio visual	430.425	0	0	0	0	0	0	0	430.425
Total for Library Equipment	430	0	0	0	0	0	0	0	430
<i>Library Building</i>									
Kiaora Place- Library entry foyer carpet replacement	15	0	0	0	0	0	0	-15	0
Total for Library building	15	0	0	0	0	0	0	-15	0
Total for Library Services	445	0	0	0	0	0	0	-15	-430



Woollahra Library at Double Bay foyer

Customer Experience & Engagement

Business units:

Communications & Engagement
Customer Experience

Service information:




This service greets and assists visitors and staff to Council and provides face to face customer assistance with over 30,000 visits to our Customer Service Centre each year. We answer over 100,000 incoming phone enquiries and generate over 15,000 customer requests for action annually. We are responsible for ensuring that information for customers is robust and easy to access and understand. We also deliver frontline complaints resolution.

We maintain all of our communication channels used for promoting our services, facilities, projects and initiatives and support strategy, training and development for engagement with our community. We also respond to media inquiries in a timely manner with factual information.

We are currently redesigning some of our customer touchpoint processes to improve their responsiveness and the quality of the experience our customers have when they engage with us.

Supporting Community Strategic Plan

Community Outcomes:

-  G1: A connected, harmonious and engaged community for all ages and abilities
-  G2: A supported, enabled and resilient community
-  G5: Liveable places

Ongoing services and programs:

- Provide frontline complaints resolution and referrals
- Manage the Customer Relationship Management system
- Develop a customer-centric culture across the organisation
- Manage website and promotion of services, programs and events
- Marketing and branding services
- Street banners
- Media liaison and management
- Community engagement services



Community engagement for the draft Active Transport Plan



Staff working at our Call Centre

Operational Plan 2022/23

Operational projects are initiatives that improve the service or focus its delivery.

Customer Experience & Engagement Operational Projects		
Priorities	Projects	Deliverable
10.1.1 Support council through provision of resources, education and tools and communicate opportunities for engagement	Promote community engagement opportunities.	Promotion through Your Say Woollahra and other
11.1.1 Drive customer design throughout council to improve customer experience	Learnings from the 4 projects: iConcierge enhancement, booking of our venues, payment options for customers and access points to our services and implementing actions to deliver improved customer experiences.	Completion of 4 identified projects and learnings implemented improves customer experience of Council.
	Implement standard performance measures across Council to measure customer engagement, satisfaction and drive continuous improvement.	Implementation completed and data helps inform and improve our services.



Woollahra Preschool

Business units:

Preschool

Service information:

Our preschool is an 80 place education and care service for children aged 3 to 5, supporting families approximately 160 families annually to maintain engagement in the workforce and developing the social skills of children to be prepared to transition to school. Our preschool operations are self funded with grants and pre school fees covering its expenses.

Supporting Community Strategic Plan

Community Outcomes:

- G1: A connected, harmonious and engaged community for all ages and abilities
- G2: A supported, enabled and resilient community
- G3: Liveable places

Ongoing services and programs:

- Provide quality education and care that meets or exceeds the National Quality Standard
- Provides 80 preschool places for children aged 3 to 5 years
- Supporting approximately 160 families annually.



Preschool students colouring



Outdoor play in the Preschool playground

Operational Plan 2022/23

Operational projects are initiatives that improve the service or focus its delivery.

Woollahra Preschool Operational Projects		
Priorities	Projects	Deliverable
2.2.2 Encourage and promote services and support for families, youth and children.	Undertake Policy and Procedure Review within the preschool to ensure clarity across all documents, improve understanding of procedures and enhance the information conveyed to ensure visibility and accessibility to all stakeholders.	Improve governance and enhance the information conveyed to ensure visibility and accessibility to all stakeholders
	Continue to build relationships between parents and the preschool in order to enhance the customer experience of our services.	Improved connections between preschool and parents
	Engage the Gujaga Foundation in the delivery of language program to children to enhance their cultural appreciation.	Increased cultural awareness and education
	Deliver agreement in the DIAP to meet the needs of children with special needs.	Children with special needs are appropriately resourced and supported



2022/23 FEES & CHARGES





Fees and Charges

The Fees and Charges Schedule sets the maximum price payable for any particular activity or service provided by Council.

Fees or Charges less than the maximum listed amount are either set by Council through a resolution or by the General Manager or Council Officers through delegated authority.

It is important to note that the Fees or Charges that appear in the following schedule can vary according to the type of activity or user.

For example, differential pricing exists for the users of community halls and open space. The basis for differentiation lies in the categories outlined in the Pricing Policy.

Pricing Policy

Four Pricing Categories are used in the 2022/23 Fees and Charges to ensure that the range of fees and charges reflect the cost of providing services to the Woollahra Community.

As a matter of policy, Council increases fees and charges each year by at least the CPI where practical unless it would have an adverse impact on forecast revenue or users' capacity to pay. Variations to this are reported to Council and determined.

Pricing Policy categories:

ST – Statutory

Statutory Pricing occurs if relevant acts and regulations enable Council to set a fee or charge, or the relevant acts and regulations prescribe a maximum fee for a particular activity.

These charges are legislated by the New South Wales Government across a range of activities and services provided by local government.

SUB – Subsidised

Under subsidised pricing, the price for service is set below the financial cost of providing that service.

COST – Cost Recovery

The fee or charge set under cost recovery pricing recovers for Council the cost of providing a service to the community.

FCR – Full Cost Recovery

Council sets the price for a service or activity to recover the cost of providing a service with a built-in rate of return on any asset being used or a mark-up for the service.

Fees and Charges – Table of Contents

Activity Approval Applications	4	Inspection Fees	34
Animals	4	Land & Property	35
Art Sales	6	Library Services	36
Certificate Application Fees	6	Parks and Reserves	38
Clothing Bins	11	Payment Charges	46
Community Development	11	PCA Service Fees	46
Compliance Cost Notices	11	Planning Requests	48
Council Events	12	Preschool	49
Council Reports & Documents	12	Roads and Footpaths	50
Development Application Fees	15	Rock Anchors	59
Dinghy Storage	26	Stormwater Connection	59
Documents Plans & Maps	26	Stormwater Management Charge	59
Filming and Still Photography	28	Swimming Pools	60
Fire Safety	31	Traffic & Parking	60
Fitness Training	31	Trees	64
Food & Health Premises	31	Use of Footways	64
Graffiti Removal	32	Use of Roadway	66
Hoarding Fees	32	Venue Hire	67
House Renumbering	32	Waste Services	85
Impounding	33	Water Systems Registration	87



Art for sale at
Woollahra Gallery at Redleaf

Fees and Charges 2022/23

Fee / Charge	Pricing Policy Ref.	2021/22 Fee / Charge excl. GST	2021/22 GST	2021/22 Fee / Charge incl. GST	2022/23 Fee / Charge excl. GST	2022/23 GST	2022/23 Fee / Charge incl. GST	Fee Unit Rate	Supplementary Information
ACTIVITY APPROVAL APPLICATIONS									
Local Government Act Activity Applications (other than where a specific fee is provided)	FCR	185.00	Exempt	185.00	190.00	Exempt	190.00	per application	A minimum fee of \$190 is payable up front. The total fee is calculated on the hourly rate and is payable before the release of any determination. Reduced activity application fees may be applied at the discretion of the General Manager for activities such as charity activities.
Charity Clothing Bin Application (s68C3 - Place a clothing bin in a public space)	SUB	40.00	Exempt	40.00	40.00	Exempt	40.00	per application	Applications only from charitable organisations for clothing bins located in Council Car Parks. Licence fee applies on approval (see Clothing Bins).
Local Government Activity Application (s68F7 - Use a standing vehicle or any article for the purpose of selling any article in a public place)	FCR	340.00	Exempt	340.00	350.00	Exempt	350.00	per application	
Local Government Activity Application (s68C3 - Place a waste storage container in a public place)	FCR	1,840.00	Exempt	1,840.00	1,880.00	Exempt	1,880.00	per application	This fee covers the application and the issue of an activity approval for a period of one year.
Local Government Activity Application (s68C3 - Place a waste storage container in a public place- per placement)	FCR	340.00	Exempt	340.00	350.00	Exempt	350.00	per application	This fee covers the application and the issue of an activity approval for a maximum period of one week.
Local Government Activity Application (s68F1 - Operate a public car park)	FCR	590.00 + 2.40 per parking space	Exempt	590.00 + 2.40 per parking space	\$600.00 + \$2.50 per parking space	Exempt	\$600.00 + \$2.50 per parking space	590.00 + 2.40 per parking space	A Minimum fee of \$600 is payable up front. The total fee is calculated on the number of parking spaces and is payable before the release of any determination.
ANIMALS									
Animal Registration									
Animal Lifetime Registration Category (per dog/cat)									Fees as per Clause 18 of the Companion Animals Regulation 2018 & Companion Animals (Adjustable Fee Amounts) Notice.

Fees and Charges 2022/23

Fee / Charge	Pricing Policy Ref.	2021/22 Fee / Charge excl. GST	2021/22 GST	2021/22 Fee / Charge incl. GST	2022/23 Fee / Charge excl. GST	2022/23 GST	2022/23 Fee / Charge incl. GST	Fee Unit Rate	Supplementary Information
Desexed Dog – By relevant age	ST	66.00	Exempt	66.00	69.00	Exempt	69.00	per animal	Registration fee for a dog desexed by six months of age
Desexed Dog- Pensioner Rate	ST	27.00	Exempt	27.00	29.00	Exempt	29.00	per animal	Dog owned by an eligible pensioner and desexed by six months of age
Desexed Dog – Sold by pound/shelter	ST	0.00	Exempt	0.00	0.00	Exempt	0.00	per animal	Desexed dog sold by an eligible pound/shelter
Complete or Desexed Dog – After relevant age	ST	224.00	Exempt	224.00	234.00	Exempt	234.00	per animal	Combined registration fee and additional fee for a dog not desexed by six months of age
Complete Dog - not desexed (not recommended)	ST	66.00	Exempt	66.00	69.00	Exempt	69.00	per animal	Dog with written notification from a vet that it should not be desexed
Complete Dog – Recognised breeder	ST	66.00	Exempt	66.00	69.00	Exempt	69.00	per animal	Dog not desexed and kept by a recognised breeder for breeding purposes
Dog-Working	ST	0.00	Exempt	0.00	0.00	Exempt	0.00	per animal	Working dog
Dog – Service of the State	ST	0.00	Exempt	0.00	0.00	Exempt	0.00	per animal	Dog in the service of the State, for example, a police dog
Assistance Animal	ST	0.00	Exempt	0.00	0.00	Exempt	0.00	per animal	Animal under six months of age training to be an assistance animal, for example, a guide dog
Complete or Desexed Cat	ST	56.00	Exempt	56.00	59.00	Exempt	59.00	per animal	Desexed or non-desexed cat
Cat – Pensioner Rate	ST	27.00	Exempt	27.00	29.00	Exempt	29.00	per animal	Desexed cat owned by an eligible pensioner
Desexed Cat – Sold by pound/shelter	ST	0.00	Exempt	0.00	0.00	Exempt	0.00	per animal	Desexed cat sold by an eligible pound/shelter
Complete Cat (not recommended)	ST	56.00	Exempt	56.00	59.00	Exempt	59.00	per animal	Cat with written notification from a vet that it should not be desexed
Complete Cat – Recognised breeder	ST	56.00	Exempt	56.00	59.00	Exempt	59.00	per animal	Cat not desexed and kept by a recognised breeder for breeding purposes
Registration Late Fee	ST	18.00	Exempt	18.00	19.00	Exempt	19.00	per animal	
Annual Permit Category									
Cat not desexed by 4 months of age	ST	81.00	Exempt	81.00	85.00	Exempt	85.00	per animal	Cat not desexed by 4 months of age

Fees and Charges 2022/23

Fee / Charge	Pricing Policy Ref.	2021/22 Fee / Charge excl. GST	2021/22 GST	2021/22 Fee / Charge incl. GST	2022/23 Fee / Charge excl. GST	2022/23 GST	2022/23 Fee / Charge incl. GST	Fee Unit Rate	Supplementary Information
Dangerous Dog	ST	197.00	Exempt	197.00	206.00	Exempt	206.00	per animal	Dog declared to be dangerous.
Restricted Dog	ST	197.00	Exempt	197.00	206.00	Exempt	206.00	per animal	Dog declared to be a restricted breed or restricted by birth.
Permit Late Fee	ST	18.00	Exempt	18.00	19.00	Exempt	19.00	per animal	
ART & SCULPTURE SALES									
Art Sale Commission @ 25%			10%	plus 10% GST		10%	plus 10% GST	at 25% of Art Sale	
CERTIFICATE APPLICATION FEES									
Complying Development Certificate	FCR	Calculator Examples: $LN(CV) \times CV^I$	10.0%	Calculator Examples: $LN(CV) \times CV^I$ plus 10.0% GST	Calculator Examples: $LN(CV) \times CV^I$	10.0%	Calculator Examples: $LN(CV) \times CV^I$ plus 10.0% GST	per application	CV = Contract Value of work I = 0.415 LN = Natural Logarithm.
Minimum Charge	FCR	377.27	37.73	415.00	409.09	40.91	450.00	per application	The minimum charge is for works with an estimated value of works up to \$10,000. For works above this amount the fee is calculated on a sliding scale using the above formula.
\$50,000	FCR	964.47	96.45	1,060.92	996.29	99.63	1,095.92	per application	All Classifications of Building.
\$100,000	FCR	1,368.32	136.83	1,505.15	1,416.40	141.64	1,558.04	per application	All Classifications of Building.
\$150,000	FCR	1,676.08	167.61	1,843.69	1,737.10	173.71	1,910.81	per application	All Classifications of Building.
\$250,000	FCR	2,160.67	216.07	2,376.74	2,242.76	224.28	2,467.04	per application	All Classifications of Building.
\$500,000	FCR	3,041.48	304.15	3,345.63	3,163.60	316.36	3,479.96	per application	All Classifications of Building.
\$1,000,000	FCR	4,269.40	426.94	4,696.34	4,450.07	445.01	4,895.08	per application	All Classifications of Building.

Fees and Charges 2022/23

Fee / Charge	Pricing Policy Ref.	2021/22 Fee / Charge excl. GST	2021/22 GST	2021/22 Fee / Charge incl. GST	2022/23 Fee / Charge excl. GST	2022/23 GST	2022/23 Fee / Charge incl. GST	Fee Unit Rate	Supplementary Information
\$2,000,000	FCR	5,977.98	597.80	6,575.78	6,243.93	624.39	6,868.32	per application	All Classifications of Building.
\$5,000,000	FCR	9,296.00	926.60	10,225.60	9,736.28	973.63	10,709.91	per application	All Classifications of Building.
Neighbour notification of applicable Complying Development Certificates	COST	140.00	Exempt	140.00	145.00	Exempt	145.00	per applicable application	Charged on CDC's required to be notified to neighbouring residential occupiers pursuant to Clause 130AB of the Environmental Planning & Assessment Regulation 2000.
Construction Certificate	FCR	Calcalaton Examples: $LN(CV) \times CV^I$	10.0%	Calcalaton Examples: $LN(CV) \times CV^I$ plus 10.0% GST	Calcalaton Examples: $LN(CV) \times CV^I$	10.0%	Calcalaton Examples: $LN(CV) \times CV^I$ plus 10.0% GST	per application	$CV = \text{Contract Value of work}$ $I = 0.450$ $LN = \text{Natural Logarithm.}$
Minimum Charge	FCR	377.27	37.73	415.00	409.09	40.91	450.00	per application	The minimum charge is for works with an estimated value of works up to \$10,000. For works above this amount the fee is calculated on a sliding scale using the above formula.
\$50,000	FCR	964.47	96.45	1,060.92	996.29	99.63	1,095.92	per application	All Classifications of Building.
\$100,000	FCR	1,368.22	136.83	1,505.15	1,416.40	141.64	1,558.04	per application	All Classifications of Building.
\$150,000	FCR	1,676.08	167.61	1,843.69	1,737.10	173.71	1,910.81	per application	All Classifications of Building.
\$250,000	FCR	2,160.67	216.07	2,376.74	2,242.76	224.28	2,467.04	per application	All Classifications of Building.
\$500,000	FCR	3,041.48	304.15	3,345.63	3,163.60	316.36	3,479.96	per application	All Classifications of Building.
\$1,000,000	FCR	4,269.40	426.94	4,696.34	4,450.07	445.01	4,895.08	per application	All Classifications of Building.
\$2,000,000	FCR	5,977.98	597.80	6,578.78	6,243.93	624.39	6,868.32	per application	All Classifications of Building.
\$5,000,000	FCR	9,296.00	929.60	10,225.60	9,736.28	973.63	10,709.91	per application	All Classifications of Building.

Fees and Charges 2022/23

Fee / Charge	Pricing Policy Ref.	2021/22 Fee / Charge excl. GST	2021/22 GST	2021/22 Fee / Charge incl. GST	2022/23 Fee / Charge excl. GST	2022/23 GST	2022/23 Fee / Charge incl. GST	Fee Unit Rate	Supplementary Information
Amendment of Complying Development or Construction Certificates	FCR	CV % of Original Fee <\$150,000 30% \$150,000 to \$500,000 25% \$500,001 to \$1 million 20% >\$1 Million 15%	10.0%	CV % of Original Fee <\$150,000 30% \$150,000 to \$500,000 25% \$500,001 to \$1 million 20% >\$1 Million 15% plus 10.0% GST	CV % of Original Fee <\$150,000 30% \$150,000 to \$500,000 25% \$500,001 to \$1 million 20% >\$1 Million 15%	10.0%	CV % of Original Fee <\$150,000 30% \$150,000 to \$500,000 25% \$500,001 to \$1 million 20% >\$1 Million 15% plus 10.0% GST	per application to amend a CDC or CC	CV= Contract Value Note: CDC or CC amendments are made by applying for a NEW certificate these fees apply where a CDC or CC has been issued for substantially the same development.
Compliance Certificates and Miscellaneous Building & Compliance Services	FCR	181.82	18.18	200.00	186.36	18.64	205.00	per hour or part hour	Minimum Fee \$205.
Lodgement Fee- Complying Development Certificate Part 4A Certificate & Notice of Commencement.	ST	Clause 263 of the Environmental Planning & Assessment Regulation	Exempt	36.00	36.00	Exempt	36.00	per lodgement	This fee applies to Certificates Issued by Council or Accredited Certifiers and is the maximum permissible by Clause 263(2) of the Environmental Planning & Assessment Regulation 2000.
Occupation Certificates	COST	Class Amount 1 & 10 \$115 per SOU, 2 to 9 \$115 per 200m2	18.18	200.00	186.36	18.64	205.00	per application	This fee only applies to developments where Council was appointed the PCA prior to formal PCA Service Agreement. SOU = Sole Occupancy Unit.
Strata Subdivision Certificate	FCR	\$1,260 + \$320 for each lot over two	Exempt	\$1,260 + \$320 for each lot over two	\$1,290 + \$330 for each lot over two	Exempt	\$1,290 + \$330 for each lot over two		
Torrens Title Subdivision Certificate (Section 6.15 of EP&A Act)	FCR	\$1,260 + \$320 for each lot over two	Exempt	\$1,260 + \$320 for each lot over two	\$1,290 + \$330 for each lot over two	Exempt	\$1,290 + \$330 for each lot over two		
Building Certificate Applications	ST	As per Clause 260 of the Environmental Planning & Assessment Regulation 2000	Exempt	250.00	As per Clause 260 of the Environmental Planning & Assessment Regulation 2000	Exempt	\$250.00	per application	Minimum statutory charge per application per dwelling. Additional statutory charges apply for the assessment of building certificates for unauthorised work and/or for Class 2-9 buildings with a floor area of 200m2 or more.

Fees and Charges 2022/23

Fee / Charge	Pricing Policy Ref.	2021/22 Fee / Charge excl. GST	2021/22 GST	2021/22 Fee / Charge incl. GST	2022/23 Fee / Charge excl. GST	2022/23 GST	2022/23 Fee / Charge incl. GST	Fee Unit Rate	Supplementary Information
Building Certificate Reinspection Fee	ST	As per Clause 260 of the Environmental Planning & Assessment Regulation 2000	Exempt	90.00	As per Clause 260 of the Environmental Planning & Assessment Regulation 2000	Exempt	90.00	per inspection	Minimum statutory charge per additional inspection.
File Retrieval Fee- per Building Certificate	COST	85.00	Exempt	85.00	87.50	Exempt	87.50	per application	Charge associated with retrieving files from storage.
Planning Certificates									
Planning Certificates under s10.7(2)- EPA Act 1979	ST	53.00	Exempt	53.00	53.00	Exempt	53.00	per certificate	One certificate for each allotment of land.
Planning Certificate under s10.7(5)- EPA Act 1979	ST	80.00	Exempt	80.00	80.00	Exempt	80.00	per certificate	One certificate for each allotment of land.
Planning Certificates under s10.7(2) and s10.7(5)- EPA Act 1979	ST	133.00	Exempt	133.00	133.00	Exempt	133.00	per certificate	One certificate for each allotment of land.
Planning Certificates under s10.7- EPA Act 1979- Expedites	COST	100.00	Exempt	100.00	150.00	Exempt	150.00	per application	Expedite. One certificate for each allotment of land.
Rates Certificates									
Section 603 Certificates (LG Act 1993)	ST	85.00	Exempt	85.00	90.00	Exempt	90.00	per certificate	One certificate for each allotment of land. NOTE: This fee is set at the maximum level recommended by the Office of Local Government each year. It will be varied as and when advice is received from the Office.
Section 603 Expedites (LG Act 1993)	COST	100.00	Exempt	100.00	150.00	Exempt	150.00	per application	Expedite. One certificate for each allotment of land.
Orders & Notices Certificates									
Notices and orders certificate under s121ZP- EPA Act 1979	COST	110.00	Exempt	110.00	115.00	Exempt	115.00	per certificate	Certificate for orders in force and outstanding notices. One certificate per allotment of land.

Fees and Charges 2022/23

Fee / Charge	Pricing Policy Ref.	2021/22 Fee / Charge excl. GST	2021/22 GST	2021/22 Fee / Charge incl. GST	2022/23 Fee / Charge excl. GST	2022/23 GST	2022/23 Fee / Charge incl. GST	Fee Unit Rate	Supplementary Information
Notices and orders certificate under s121 ZP expedite - EPA Act	COST	100.00	Exempt	100.00	150.00	Exempt	150.00	per application	Expedite. Certificate for orders in force and outstanding notices. One certificate per allotment of land.
Notices and orders certificate under s735A- Local Government Act 1993	COST	110.00	Exempt	110.00	115.00	Exempt	115.00	per certificate	Certificate for outstanding notices (being a notice order direction and demand). One certificate per allotment of land.
Notices and orders certificate under s735A expedite- Local Government Act 1993	COST	100.00	Exempt	100.00	150.00	Exempt	150.00	per application	Expedite. Certificate for outstanding notices (being a notice order direction and demand). One certificate per allotment of land.
Notices and orders certificate under s121ZP (EPA Act 1979) and s735A (Local Government Act 1993) (combined)	COST	195.00	Exempt	195.00	200.00	Exempt	200.00	per certificate	Certificate for orders in force and outstanding notices. One certificate per allotment of land.
Notices and orders certificate under s121ZP (EPA Act 1979) and s735A (Local Government Act 1993) (combined). Expedite.	COST	9750	Exempt	9750	150.00	Exempt	150.00	per application	Expedite. Certificate for orders in force and outstanding notices. One certificate per allotment of land.
Certificates for Section 735A (LG Act) and Section 121ZP (EP & A Act) plus outstanding orders notices and directions under the Food Act 1989 the Protection of the Environment Operations Act 1997 the Public Health Act 1991 the Roads Act 1993 and the Swimming Pools Act 1992 plus Outstanding Orders notices and directions that the Council may issue under other Acts.	COST	245.00	Exempt	245.00	250.00	Exempt	250.00	per application	Certificate for orders in force and outstanding notices under the LG Act EPA Act and other Act. One certificate per allotment of land.
Certificate under Section 735A (LG Act 1993) and s121ZP (EPA Act) plus orders and directions in force and outstanding notices under the Food Act 1989 the Protection of the Environment Operations Act 1997 the Public Health Act 1991 the Roads Act 1993 and the Swimming Pools Act 1992 plus orders and directions in force and outstanding notices that the Council may issue under other Acts. Expedite.	COST	100.00	Exempt	100.00	150.00	Exempt	150.00	per application	Expedite. Certificate for orders and directions in force and outstanding notices under LG Act the EPA Act 1979 and other Acts. One certificate for each allotment of land.

Fees and Charges 2022/23

Fee / Charge	Pricing Policy Ref.	2021/22 Fee / Charge excl. GST	2021/22 GST	2021/22 Fee / Charge incl. GST	2022/23 Fee / Charge excl. GST	2022/23 GST	2022/23 Fee / Charge incl. GST	Fee Unit Rate	Supplementary Information
Other Certificates									
Section 88G Certificates (Conveyancing Act)	ST	10.00	Exempt	10.00	10.00	Exempt	10.00	per certificate	Certificate of amount due under Sect 88G (fines due to Council in relation to failure to comply with positive covenants). Note: fee is \$35 if inspection is required.
CLOTHING BINS									
Charity Clothing Bin Application- (S68C3 - Place a clothing bin in a public place)	COST	40.00	Exempt	40.00	40.00	EXEMPT	40.00	per application	Applications only from charitable organisations for clothing bins located in Council Car Parks.
Charity Clothing Bin Licences in approved locations	SUB	366.00	Exempt	366.00	373.00	Exempt	373.00	per licence valid for 5yrs max.	A minimum fee of \$373.00 is payable up front. The fee is calculated on the hourly rate and is payable before the release of any legal agreement. Protracted negotiations over 5 hours will be charged at \$79 per hour.
COMMUNITY DEVELOPMENT									
Community Activities and Events Attendance fee (up to)	SUB	27.27	2.73	30.00	27.27	2.73	30.00	per event	Fee up to \$30- partial cost recovery depending on scale & cost of event or program.
Mental Health First Aid manual	SUB	27.27	2.73	30.00	27.27	2.73	30.00	per manual	Mental Health First Aid manual for Mental Health First Aid course.
COMPLIANCE COST NOTICES - EP&A Act 1979									
Compliance Cost Notices issued under the Environmental Planning & Assessment Act 1979									
In respect of any costs or expenses relating to an investigation that leads to the giving of an order pursuant to the EP&A Act 1979	ST	1,000.00	Exempt	1,000.00	1,000.00	EXEMPT	1,000.00	Per Order	Statutory fee as per Clause 281C of the Environmental Planning & Assessment Regulation 2000.
In respect of any costs or expenses relating to the preparation or serving of the notice of the intention to give an order pursuant to the EP&A Act 1979	ST	500.00	Exempt	500.00	500.00	EXEMPT	500.00	Per Notice of Intention	Statutory fee as per Clause 281C of the Environmental Planning & Assessment Regulation 2000.

Fees and Charges 2022/23

Fee / Charge	Pricing Policy Ref.	2021/22 Fee / Charge excl. GST	2021/22 GST	2021/22 Fee / Charge incl. GST	2022/23 Fee / Charge excl. GST	2022/23 GST	2022/23 Fee / Charge incl. GST	Fee Unit Rate	Supplementary Information
COUNCIL EVENTS									
Woollahra Small Sculpture Prize Entry Fee	COST	45.45	4.55	50.00	45.45	4.55	50.00	Entry Fee	
COUNCIL REPORTS & DOCUMENTS									
File Retrieval Fee- per DA & Section 4.55 application	COST	81.00	Exempt	81.00	83.00	Exempt	83.00	Per Application	Charge associated with retrieving files from storage.
File Retrieval Fee- per Building Certificate	COST	85.00	Exempt	85.00	87.50	EXEMPT	87.50	Per Application	Charge associated with retrieving files from storage
Annual Report	COST	42.00	Exempt	42.00	43.00	Exempt	43.00	per copy	Charge imposed to offset the cost of printing the document.
Delivery Program & Operational Plan	COST	42.00	Exempt	42.00	43.00	Exempt	43.00	per copy	Charge imposed to offset the cost of printing the document.
Annual Agenda Printing Fee									Annual fee does not apply to local community organisations.
Council (Ordinary and Extraordinary)	COST	345.00	Exempt	345.00	355.00	Exempt	355.00	per year	Charge imposed to offset the cost of printing the document.
Environmental Planning (EP)	COST	345.00	Exempt	345.00	355.00	Exempt	355.00	per year	Charge imposed to offset the cost of printing the document.
Finance, Community & Services (FC&S)	COST	345.00	Exempt	345.00	355.00	Exempt	355.00	per year	Charge imposed to offset the cost of printing the document.
Application Assessment Panel (AAP)	COST	990.00	Exempt	990.00	1020.00	Exempt	1,020.00	per year	Charge imposed to offset the cost of printing the document.
Woollahra Local Planning Panel (WLPP)	COST	990.00	Exempt	990.00	1020.00	Exempt	1,020.00	per year	Charge imposed to offset the cost of printing the document.
Government Information (Public Access) Act - GIPA Act/Access to Information									Charge imposed to offset the cost of printing the document.

Fees and Charges 2022/23

Fee / Charge	Pricing Policy Ref.	2021/22 Fee / Charge excl. GST	2021/22 GST	2021/22 Fee / Charge incl. GST	2022/23 Fee / Charge excl. GST	2022/23 GST	2022/23 Fee / Charge incl. GST	Fee Unit Rate	Supplementary Information
Application fee for individuals about their personal affairs (Formal GIPA)	ST	30.00	Exempt	30.00	30.00	Exempt	30.00	per application	Includes 20 hours processing time.
Processing fee for individuals about their personal affairs (Formal GIPA)	ST	30.00	Exempt	30.00	30.00	Exempt	30.00	per hour	After 20 hours processing time.
Application fee for all other requests (Formal GIPA)	ST	30.00	Exempt	30.00	30.00	Exempt	30.00	per application	Includes first hour of processing time.
Processing Fee for all other requests (Formal GIPA)	ST	30.00	Exempt	30.00	30.00	Exempt	30.00	per hour	Includes first hour of processing time.
Processing fee for applicant suffering financial hardship (e.g. pensioner, full time student or non- profit organisation)	ST	15.00	Exempt	15.00	15.00	Exempt	15.00	per hour	
File Retrieval	COST	26.36	2.64	29.00	27.28	2.73	30.00	per file/per file part	Charge imposed to offset the cost of file retrieval from off-site storage
Internal Review	ST	40.00	Exempt	40.00	40.00	Exempt	40.00	per application	Internal review of Council's decision on a formal Government Information (Public Access) application.
Photocopying &/or Printing undertaken by Council Staff									
A4 pages (Black & White)	COST	1.27	0.13	1.40	1.37	0.14	1.50	per page	Charge imposed to offset the cost of printing the document (undertaken by Council Staff)
A4 pages (Colour)	COST	2.09	0.21	2.30	2.14	0.21	2.35	per page	Charge imposed to offset the cost of printing the document (undertaken by Council Staff)
A3 pages (Black & White)	COST	2.09	0.21	2.30	2.14	0.21	2.35	per page	Charge imposed to offset the cost of printing the document (undertaken by Council Staff)
A3 pages (Colour)	COST	4.18	0.42	4.60	4.28	0.43	4.70	per page	Charge imposed to offset the cost of printing the document (undertaken by Council Staff)
Plan Copying up to A1 size	COST	19.09	1.91	21.00	20.00	2	22.00	per page	Charge imposed to offset the cost of printing the document (undertaken by Council Staff)
Scanning undertaken by Council Staff									

Fees and Charges 2022/23

Fee / Charge	Pricing Policy Ref.	2021/22 Fee / Charge excl. GST	2021/22 GST	2021/22 Fee / Charge incl. GST	2022/23 Fee / Charge excl. GST	2022/23 GST	2022/23 Fee / Charge incl. GST	Fee Unit Rate	Supplementary Information
A4 (Black & White or Colour)	COST	1.27	0.13	1.40	1.37	0.14	1.50	per page	Charge imposed to offset the cost of scanning the document (undertaken by Council Staff)
A3 (Black & White or Colour)	COST	2.09	0.21	2.30	2.14	0.21	2.35	per page	Charge imposed to offset the cost of scanning the document (undertaken by Council Staff)
Plan Scanning up to A1 size	COST	10.00	1	11.00	10.45	1.05	11.50	per page	Charge imposed to offset the cost of scanning the document (undertaken by Council Staff)
Storage Medium									
Provision of scanned documents on USB	COST	10.00	1	11.00	10.45	1.14	12.50	per USB	Charge imposed to offset the cost of supplying a USB
Electronic Information Fees									
Compilation of Electronic Materials	COST	41.82	4.18	46.00	42.73	4.27	47.00	per application	Charge imposed to offset the cost of preparing/ compiling files/documents.
Provision of electronic information on USB	COST	10.45	1.05	11.50	10.91	1.14	12.50	per USB	Charge imposed to offset the cost of supplying a USB
Subpoenas									
Documents Subpoenaed									
First Hour Search Fee (Minimum Fee)	FCR	240.00	Exempt	240.00	245.00	Exempt	245.00	1st Hour	Minimum charge for search of subpoenaed documents.
Subsequent Search Fees	FCR	137.00	Exempt	137.00	140.00	Exempt	140.00	Subsequent 1/2 Hour	
Documents Subpoenaed photocopying fees- A4	COST	1.30	Exempt	1.30	1.35	Exempt	1.35	Per Copy	Fees charged by supplier.
Documents Subpoenaed photocopying fees- A2- A0	COST	18.10	Exempt	18.10	18.50	Exempt	18.50	Per Copy	Fees charged by supplier.
File Retrieval Fees									
File Retrieval Fee- per file part	COST	28.70	Exempt	28.70	29.30	Exempt	29.30	Per file part	Charge associated with retrieving a file from storage.

Fees and Charges 2022/23

Fee / Charge	Pricing Policy Ref.	2021/22 Fee / Charge excl. GST	2021/22 GST	2021/22 Fee / Charge incl. GST	2022/23 Fee / Charge excl. GST	2022/23 GST	2022/23 Fee / Charge incl. GST	Fee Unit Rate	Supplementary Information
DEVELOPMENT APPLICATION FEES									
Heritage works without Consent									
Application under clause 5.10(3) of Woollahra LEP 2014	COST	123.00	Exempt	123.00	200.00	Exempt	200.00	per application	
Works including erection carrying out of work or demolition									
Up to \$5,000	ST	110.00	Exempt	110.00	110.00	Exempt	110.00	per application	Excluding the cost of works for any proposed Solar Energy System including the following, * a photovoltaic electricity generating system/s, and/or * a solar hot water system/s, and/or * a solar air heating system/s.
\$5,001- Less than \$50,000	ST	\$170 + \$3 for each \$1,000 (or part of \$1,000)	Exempt	\$170 + \$3 for each \$1,000 (or part of \$1,000)	\$170 + \$3 for each \$1,000 (or part of \$1,000)	Exempt	\$170 + \$3 for each \$1,000 (or part of \$1,000)	per application	Excluding the cost of works for any proposed Solar Energy System including the following, * a photovoltaic electricity generating system/s, and/or * a solar hot water system/s, and/or * a solar air heating system/s.
\$50,001- \$250,000	ST	\$352 + \$3.64 for each \$1,000 (or part of \$1,000) over \$50,000 (Includes PlanFIRST Levy-	Exempt	\$352 + \$3.64 for each \$1,000 (or part of \$1,000) over \$50,000 (Includes PlanFIRST Levy-	\$352 + \$3.64 for each \$1,000 (or part of \$1,000) over \$50,000 (Includes PlanFIRST Levy-	Exempt	\$352 + \$3.64 for each \$1,000 (or part of \$1,000) over \$50,000 (Includes PlanFIRST Levy-	per application	Excluding the cost of works for any proposed Solar Energy System including the following, * a photovoltaic electricity generating system/s, and/or * a solar hot water system/s, and/or * a solar air heating system/s.
\$250,001- \$500,000	ST	\$1,160 + \$2.34 for each \$1,000 (or part of \$1,000) over \$250,000 (Includes PlanFIRST Levy-	Exempt	\$1,160 + \$2.34 for each \$1,000 (or part of \$1,000) over \$250,000 (Includes PlanFIRST Levy-	\$1,160 + \$2.34 for each \$1,000 (or part of \$1,000) over \$250,000 (Includes PlanFIRST Levy-	Exempt	\$1,160 + \$2.34 for each \$1,000 (or part of \$1,000) over \$250,000 (Includes PlanFIRST Levy-	per application	Excluding the cost of works for any proposed Solar Energy System including the following, * a photovoltaic electricity generating system/s, and/or * a solar hot water system/s, and/or * a solar air heating system/s.

Fees and Charges 2022/23

Fee / Charge	Pricing Policy Ref.	2021/22 Fee / Charge excl. GST	2021/22 GST	2021/22 Fee / Charge incl. GST	2022/23 Fee / Charge excl. GST	2022/23 GST	2022/23 Fee / Charge incl. GST	Fee Unit Rate	Supplementary Information
\$500,001- \$1,000,000	ST	\$1,745 + \$1.64 for each \$1,000 (or part of \$1,000) over \$500,000 (Includes PlanFIRST Levy-	Exempt	\$1,745 + \$1.64 for each \$1,000 (or part of \$1,000) over \$500,000 (Includes PlanFIRST Levy-	\$1,745 + \$1.64 for each \$1,000 (or part of \$1,000) over \$500,000 (Includes PlanFIRST Levy-	Exempt	\$1,745 + \$1.64 for each \$1,000 (or part of \$1,000) over \$500,000 (Includes PlanFIRST Levy-	per application	Excluding the cost of works for any proposed Solar Energy System including the following, * a photovoltaic electricity generating system/s, and/or * a solar hot water system/s, and/or * a solar air heating system/s.
\$1,000,001- \$10,000,000	ST	\$2,615 + \$1.44 for each \$1,000 (or part of \$1,000) over \$1,000,000 (Includes PlanFIRST Levy-	Exempt	\$2,615 + \$1.44 for each \$1,000 (or part of \$1,000) over \$1,000,000 (Includes PlanFIRST Levy-	\$2,615 + \$1.44 for each \$1,000 (or part of \$1,000) over \$1,000,000 (Includes PlanFIRST Levy-	Exempt	\$2,615 + \$1.44 for each \$1,000 (or part of \$1,000) over \$1,000,000 (Includes PlanFIRST Levy-	per application	Excluding the cost of works for any proposed Solar Energy System including the following, * a photovoltaic electricity generating system/s, and/or * a solar hot water system/s, and/or * a solar air heating system/s.
More than \$10,000,000	ST	\$15,875 + \$1.19 for each \$1,000 (or part of \$1,000) over \$10,000,000 (Includes PlanFIRST Levy-	Exempt	\$15,875 + \$1.19 for each \$1,000 (or part of \$1,000) over \$10,000,000 (Includes PlanFIRST Levy-	\$15,875 + \$1.19 for each \$1,000 (or part of \$1,000) over \$10,000,000 (Includes PlanFIRST Levy-	Exempt	\$15,875 + \$1.19 for each \$1,000 (or part of \$1,000) over \$10,000,000 (Includes PlanFIRST Levy-	per application	Excluding the cost of works for any proposed Solar Energy System including the following, * a photovoltaic electricity generating system/s, and/or * a solar hot water system/s, and/or * a solar air heating system/s.
Advertising structures	ST	\$285 plus \$93 for each advertisement in excess of 1 or the fee calculated using the above table - whichever is the GREATER	Exempt	\$285 plus \$93 for each advertisement in excess of 1 or the fee calculated using the above table - whichever is the GREATER	\$285 plus \$93 for each advertisement in excess of 1 or the fee calculated using the above table - whichever is the GREATER	Exempt	\$285 plus \$93 for each advertisement in excess of 1 or the fee calculated using the above table - whichever is the GREATER	per application	

Fees and Charges 2022/23

Fee / Charge	Pricing Policy Ref.	2021/22 Fee / Charge excl. GST	2021/22 GST	2021/22 Fee / Charge incl. GST	2022/23 Fee / Charge excl. GST	2022/23 GST	2022/23 Fee / Charge incl. GST	Fee Unit Rate	Supplementary Information
New dwelling house with value not exceeding \$100,000	ST	\$455 (Includes PlanFIRST Levy of \$64.00)	Exempt	\$455 (Includes PlanFIRST Levy of \$64.00)	\$455 (Includes PlanFIRST Levy of \$64.00)	Exempt	\$455 (Includes PlanFIRST Levy of \$64.00)	per application	Excluding the cost of works for any proposed Solar Energy System including the following, * a photovoltaic electricity generating system/s, and/or * a solar hot water system/s, and/or * a solar air heating system/s.
Subdivisions									
Land Subdivision- involving the opening of a public road	ST	\$665 plus \$65 per additional lot	Exempt	\$665 plus \$65 per additional lot	\$665 plus \$65 per additional lot	Exempt	\$665 plus \$65 per additional lot	per application	
Land Subdivision- not opening a public road	ST	\$330 plus \$53 per additional lot	Exempt	\$330 plus \$53 per additional lot	\$330 plus \$53 per additional lot	Exempt	\$330 plus \$53 per additional lot	per application	
Strata Title Subdivision	ST	\$330 plus \$65 per additional lot	Exempt	\$330 plus \$65 per additional lot	\$330 plus \$65 per additional lot	Exempt	\$330 plus \$65 per additional lot	per application	
Development not involving erection of a building, carrying out of work, subdivision of land or demolition such as a change of use or the removal or pruning of a heritage tree	ST	285.00	Exempt	285.00	285.00	Exempt	285.00	per application	
Additional fee - designated development	ST	\$920 plus fee calculated elsewhere	Exempt	\$920 plus fee calculated elsewhere	\$920 plus fee calculated elsewhere	Exempt	\$920 plus fee calculated elsewhere	per application	
Additional fees - development requiring concurrence from another authority	ST	\$140 per concurrence authority	Exempt	\$140 per concurrence authority	\$140 per concurrence authority	Exempt	\$140 per concurrence authority	per concurrence authority	
Concurrence fee payable to the concurrence authority	ST	\$320 per concurrence authority to be referred to the authority	Exempt	\$320 per concurrence authority to be referred to the authority	\$320 per concurrence authority to be referred to the authority	Exempt	\$320 per concurrence authority to be referred to the authority	per concurrence	
Additional fees - integrated development	ST	\$140 per approval authority	Exempt	\$140 per approval authority	\$140 per approval authority	Exempt	\$140 per approval authority	per approval authority	

Fees and Charges 2022/23

Fee / Charge	Pricing Policy Ref.	2021/22 Fee / Charge excl. GST	2021/22 GST	2021/22 Fee / Charge incl. GST	2022/23 Fee / Charge excl. GST	2022/23 GST	2022/23 Fee / Charge incl. GST	Fee Unit Rate	Supplementary Information
Approval fees- integrated development	ST	\$320 per other approval body to be referred to that approval authority	Exempt	\$320 per other approval body to be referred to that approval authority	\$320 per other approval body to be referred to that approval authority	Exempt	\$320 per other approval body to be referred to that approval authority	per approval authority	
Note: Under Section 254 of the Environmental Planning & Assessment Regulation if two or more fees are applicable the maximum fee is the sum of those fees.									
Additional fees - advertising & neighbour notification									
- Applications less than \$100,000	ST	274.00	Exempt	274.00	274.00	Exempt	274.00	per application	
- Applications \$100,000 to \$499,999	ST	475.00	Exempt	475.00	475.00	Exempt	475.00	per application	
- Applications \$500,000 to \$749,999	ST	628.00	Exempt	628.00	628.00	Exempt	628.00	per application	
- Applications \$750,000 or above	ST	985.00	Exempt	985.00	985.00	Exempt	985.00	per application	
- Applications requiring extensive notification	ST	1,105.00	Exempt	1,105.00	1,105.00	Exempt	1,105.00	per application	e.g. Development where impacts have the potential to affect the amenity of an entire neighbourhood or precinct.
- Designated Development	ST	2,220.00	Exempt	2,220.00	2,220.00	Exempt	2,220.00	per application	
- Advertised Development	ST	1,105.00	Exempt	1,105.00	1,105.00	Exempt	1,105.00	per application	
- Prohibited Development	ST	1,105.00	Exempt	1,105.00	1,105.00	Exempt	1,105.00	per application	
File Retrieval Charge imposed on EVERY NEW DA & Section 4.55 lodged	COST	83.50	Exempt	83.50	85.50	Exempt	85.50	per application	

Fees and Charges 2022/23

Fee / Charge	Pricing Policy Ref.	2021/22 Fee / Charge excl. GST	2021/22 GST	2021/22 Fee / Charge incl. GST	2022/23 Fee / Charge excl. GST	2022/23 GST	2022/23 Fee / Charge incl. GST	Fee Unit Rate	Supplementary Information
Note: Flat rate charge for the retrieval of archival records to be used in the assessment of the application									
Replacement Development Application Fee	COST	50% of the Original DA fee where the assessment report is in draft or in the opinion of Council the amendments are minor and will not require a substantial re-assessment. 75% of the Original DA fee where the assessment report has been completed and signed off but the application remains undetermined or in the opinion of Council the changes are such that will require substantial re-assessment	Exempt	50% of the Original DA fee where the assessment report is in draft or in the opinion of Council the amendments are minor and will not require a substantial re-assessment. 75% of the Original DA fee where the assessment report has been completed and signed off but the application remains undetermined or in the opinion of Council the changes are such that will require substantial re-assessment	50% of the Original DA fee where the assessment report is in draft or in the opinion of Council the amendments are minor and will not require a substantial re-assessment. 75% of the Original DA fee where the assessment report has been completed and signed off but the application remains undetermined or in the opinion of Council the changes are such that will require substantial re-assessment	Exempt	50% of the Original DA fee where the assessment report is in draft or in the opinion of Council the amendments are minor and will not require a substantial re-assessment. 75% of the Original DA fee where the assessment report has been completed and signed off but the application remains undetermined or in the opinion of Council the changes are such that will require substantial re-assessment	per replacement application	Permitted under Clause 55 of the EP&A Regulation 2000 provides: "A development application may be amended or varied by the applicant (but only with the agreement of the consent authority) at any time before the application is determined." This fee applies to replacement development applications (clause 90 of EPA Reg 2000) applications lodged by the applicant and the fee depends upon the extent of assessment work already completed. This fee does not apply where Council has in writing requested the Applicant to amend the plans. This fee recognises that the original DA fee is often expended assessing applications later amended by applicants at their own initiative and more commonly when they become aware that the original DA may not receive favourable consideration. This fee is in addition to any additional advertising or integrated assessment fees that may be required.

Fees and Charges 2022/23

Fee / Charge	Pricing Policy Ref.	2021/22 Fee / Charge excl. GST	2021/22 GST	2021/22 Fee / Charge incl. GST	2022/23 Fee / Charge excl. GST	2022/23 GST	2022/23 Fee / Charge incl. GST	Fee Unit Rate	Supplementary Information
PLUS: 1. Advertising & Neighbour Notification									
- Applications less than \$100,000	ST	274.00	Exempt	274.00	274.00	Exempt	274.00	per replacement	
- Applications \$100,000 to \$499,999	ST	475.00	Exempt	475.00	475.00	Exempt	475.00	per replacement	
- Applications \$500,000 to \$749,999	ST	628.00	Exempt	628.00	628.00	Exempt	628.00	per replacement	
- Applications \$750,000 or above	ST	985.00	Exempt	985.00	985.00	Exempt	985.00	per replacement	
- Applications requiring extensive notification	ST	1,105.00	Exempt	1,105.00	1,105.00	Exempt	1,105.00	per replacement	
PLUS: 2. File Retrieval	COST	83.50	Exempt	83.50	85.50	Exempt	85.50	per application	
Determinations and Decisions Subject to Review - Section 8.2 of the EP&A Act	ST	75% of the Original DA fee where the assessment report has been completed and signed off but the application remains undetermined.	Exempt	75% of the Original DA fee where the assessment report has been completed and signed off but the application remains undetermined.	75% of the Original DA fee where the assessment report has been completed and signed off but the application remains undetermined.	Exempt	75% of the Original DA fee where the assessment report has been completed and signed off but the application remains undetermined.	per application	
Review of a DA that does not involve the erection of a building the carrying out of a work or the demolition of a work or building	ST	50% of the original DA fee	Exempt	50% of the original DA fee	50% of the original DA fee	Exempt	50% of the original DA fee	per application	
Review of a DA that involves the erection of a dwelling house costing \$100,000 or less	ST	190.00	Exempt	190.00	190.00	Exempt	190.00	per application	

Fees and Charges 2022/23

Fee / Charge	Pricing Policy Ref.	2021/22 Fee / Charge excl. GST	2021/22 GST	2021/22 Fee / Charge incl. GST	2022/23 Fee / Charge excl. GST	2022/23 GST	2022/23 Fee / Charge incl. GST	Fee Unit Rate	Supplementary Information
All other Review Applications:									
Up to \$5,000	ST	55	Exempt	55.00	\$55	Exempt	55.00	per application	
\$5,001- \$250,000	ST	\$85 + \$1.50 for each \$1,000 (or part of \$1,000) of the estimated cost	Exempt	\$85 + \$1.50 for each \$1,000 (or part of \$1,000) of the estimated cost	\$85 + \$1.50 for each \$1,000 (or part of \$1,000) of the estimated cost	Exempt	\$85 + \$1.50 for each \$1,000 (or part of \$1,000) of the estimated cost	per application	
\$250,001- \$500,000	ST	\$500 + \$0.85 for each \$1,000 (or part of \$1,000) over \$250,000	Exempt	\$500 + \$0.85 for each \$1,000 (or part of \$1,000) over \$250,000	\$500 + \$0.85 for each \$1,000 (or part of \$1,000) over \$250,000	Exempt	\$500 + \$0.85 for each \$1,000 (or part of \$1,000) over \$250,000	per application	
\$500,001- \$1,000,000	ST	\$712+ \$0.50 for each \$1,000 (or part of \$1,000) over \$500,000	Exempt	\$712+ \$0.50 for each \$1,000 (or part of \$1,000) over \$500,000	\$712+ \$0.50 for each \$1,000 (or part of \$1,000) over \$500,000	Exempt	\$712+ \$0.50 for each \$1,000 (or part of \$1,000) over \$500,000	per application	
\$1,000,001- \$10,000,000	ST	\$987 + \$0.40 for each \$1,000 (or part of \$1,000) over \$1,000,000	Exempt	\$987 + \$0.40 for each \$1,000 (or part of \$1,000) over \$1,000,000	\$987 + \$0.40 for each \$1,000 (or part of \$1,000) over \$1,000,000	Exempt	\$987 + \$0.40 for each \$1,000 (or part of \$1,000) over \$1,000,000	per application	
More than \$10,000,000	ST	\$4,737+ \$0.27 for each \$1,000 (or part of \$1,000) over \$10,000,000	Exempt	\$4,737+ \$0.27 for each \$1,000 (or part of \$1,000) over \$10,000,000	\$4,737+ \$0.27 for each \$1,000 (or part of \$1,000) over \$10,000,000	Exempt	\$4,737+ \$0.27 for each \$1,000 (or part of \$1,000) over \$10,000,000	per application	
Advertising & Neighbour Notification as required under Determinations and Decisions Subject to Review - Section 8.2 of the EP&A Act									
- Applications less than \$100,000	ST	274.00	Exempt	274.00	274.00	Exempt	274.00	per application	

Fees and Charges 2022/23

Fee / Charge	Pricing Policy Ref.	2021/22 Fee / Charge excl. GST	2021/22 GST	2021/22 Fee / Charge incl. GST	2022/23 Fee / Charge excl. GST	2022/23 GST	2022/23 Fee / Charge incl. GST	Fee Unit Rate	Supplementary Information
- Applications \$100,000 to \$499,999	ST	475.00	Exempt	475.00	475.00	Exempt	475.00	per application	
- Applications \$500,000 or above	ST	693.60	Exempt	693.60	693.60	Exempt	693.60	per application	
PLUS: 1. File Retrieval	COST	83.50	Exempt	83.50	85.50	Exempt	85.50	per application	
Request for Review of Decision to Reject a Development Application under Section 8.2 of the EP&A Act									
up to \$100,000	ST	55.00	Exempt	55.00	55.00	Exempt	55.00	per application	
\$100,001 - \$1,000,000	ST	150.00	Exempt	150.00	150.00	Exempt	150.00	per application	
more than \$1,000,001	ST	250.00	Exempt	250.00	250.00	Exempt	250.00	per application	
Request for review of modification applications under s8.2	ST	50% of the original fee	Exempt	50% of the original fee	50% of the original fee	Exempt	50% of the original fee	per application	
Additional fee where the application under s8.2 required notification or advertising									
- Applications less than \$100,000	ST	274.00	Exempt	274.00	274.00	Exempt	274.00	per application	
- Applications \$100,000 to \$499,999	ST	475.00	Exempt	475.00	475.00	Exempt	475.00	per application	
- Applications \$500,000 or \$749,999	ST	628.00	Exempt	628.00	628.00	Exempt	628.00	per application	
- Applications \$750,000 or above	ST	985.00	Exempt	985.00	985.00	Exempt	985.00	per application	
- Applications requiring extensive notification	ST	1,105.00	Exempt	1,105.00	1,105.00	Exempt	1,105.00	per application	

Fees and Charges 2022/23

Fee / Charge	Pricing Policy Ref.	2021/22 Fee / Charge excl. GST	2021/22 GST	2021/22 Fee / Charge incl. GST	2022/23 Fee / Charge excl. GST	2022/23 GST	2022/23 Fee / Charge incl. GST	Fee Unit Rate	Supplementary Information
DA Modification - Section 4.55 of EP&A Act									
Section 4.55 (2) General Modifications:									
If the original DA fee was less than \$100	ST	50% of original DA fee	Exempt	50% of original DA fee					
If original DA fee was \$100 or more,									
where the original DA did not involve the erection of a building the carrying out of a work or the demolition of a work or building	ST	50% of original DA fee	Exempt	50% of original DA fee	50% of original DA fee	Exempt	50% of original DA fee	per application	
where the original DA involves the erection of a dwelling house costing \$100,000 or less	ST	190.00	Exempt	190.00	190.00	Exempt	190.00	per application	
modification applications in respect to any other development,									
Up to \$5,000	ST	56.00	Exempt	56.00	56.00	Exempt	56.00	per application	
\$5,001 - \$250,000	ST	\$85 + \$1.50 for each \$1,000 (or part of \$1,000) of the estimated cost	Exempt	\$85 + \$1.50 for each \$1,000 (or part of \$1,000) of the estimated cost	\$85 + \$1.50 for each \$1,000 (or part of \$1,000) of the estimated cost	Exempt	\$85 + \$1.50 for each \$1,000 (or part of \$1,000) of the estimated cost	per application	
\$250,001 - \$500,000	ST	\$500 + \$0.85 for each \$1,000 (or part of \$1,000) over \$250,000	Exempt	\$500 + \$0.85 for each \$1,000 (or part of \$1,000) over \$250,000	\$500 + \$0.85 for each \$1,000 (or part of \$1,000) over \$250,000	Exempt	\$500 + \$0.85 for each \$1,000 (or part of \$1,000) over \$250,000	per application	
\$500,001 - \$1,000,000	ST	\$712 + \$0.50 for each \$1,000 (or part of \$1,000) over \$500,000	Exempt	\$712 + \$0.50 for each \$1,000 (or part of \$1,000) over \$500,000	\$712 + \$0.50 for each \$1,000 (or part of \$1,000) over \$500,000	Exempt	\$712 + \$0.50 for each \$1,000 (or part of \$1,000) over \$500,000	per application	

Fees and Charges 2022/23

Fee / Charge	Pricing Policy Ref.	2021/22 Fee / Charge excl. GST	2021/22 GST	2021/22 Fee / Charge incl. GST	2022/23 Fee / Charge excl. GST	2022/23 GST	2022/23 Fee / Charge incl. GST	Fee Unit Rate	Supplementary Information
\$1,000,001 - \$10,000,000	ST	\$987 + \$0.40 for each \$1,000 (or part of \$1,000) over \$1,000,000	Exempt	\$987 + \$0.40 for each \$1,000 (or part of \$1,000) over \$1,000,000	\$987 + \$0.40 for each \$1,000 (or part of \$1,000) over \$1,000,000	Exempt	\$987 + \$0.40 for each \$1,000 (or part of \$1,000) over \$1,000,000	per application	
More than \$10,000,000	ST	\$4,737 + \$0.27 for each \$1,000 (or part of \$1,000) over \$10,000,000	Exempt	\$4,737 + \$0.27 for each \$1,000 (or part of \$1,000) over \$10,000,000	\$4,737 + \$0.27 for each \$1,000 (or part of \$1,000) over \$10,000,000	Exempt	\$4,737 + \$0.27 for each \$1,000 (or part of \$1,000) over \$10,000,000	per application	
Additional fee where Section 4.55 application requires advertising and neighbour notification									
- Applications less than \$100,000	ST	274.00	Exempt	274.00	274.00	Exempt	274.00	per application	
- Applications \$100,000 to \$499,999	ST	475.00	Exempt	475.00	475.00	Exempt	475.00	per application	
- Applications \$500,000 or above	ST	693.60	Exempt	693.60	693.60	Exempt	693.60	per application	
PLUS: 1. File Retrieval	COST	83.50	Exempt	83.50	85.50	Exempt	85.50	per application	
Section 4.55 (1A) - Modifications involving minimal environmental impact (Planning Officer to determine)	ST	\$645 or 50% of the original DA fee whichever is the LESSER	Exempt	\$645 or 50% of the original DA fee whichever is the LESSER	\$645 or 50% of the original DA fee whichever is the LESSER	Exempt	\$645 or 50% of the original DA fee whichever is the LESSER	per application	
PLUS: 1. Advertising & Neighbour notification	ST	274.00	Exempt	274.00	274.00	Exempt	274.00	per application	
PLUS: 2. File Retrieval	COST	83.50	Exempt	83.50	85.50	Exempt	85.50	per application	
Formal Pre-Lodgement of DA Advice Service									

Fees and Charges 2022/23

Fee / Charge	Pricing Policy Ref.	2021/22 Fee / Charge excl. GST	2021/22 GST	2021/22 Fee / Charge incl. GST	2022/23 Fee / Charge excl. GST	2022/23 GST	2022/23 Fee / Charge incl. GST	Fee Unit Rate	Supplementary Information
Alterations & additions up to 50% envelope change, or development proposals not requiring works such as change of use	SUB	536.36	53.64	590.00	547.27	54.73	602.00	per meeting	
New dwellings	SUB	1,071.82	107.18	1,179.00	1,093.64	109.36	1,203.00	per meeting	
New Residential Flat Buildings and commercial development	SUB	2,355.45	235.55	2,591.00	2,402.73	240.27	2,643.00	per meeting	
External Access Consultants Fee	COST	Quoted Consultant Fee	Exempt	Quoted Consultant Fee	Quoted Consultant Fee	Exempt	Quoted Consultant Fee	Per application	Applicants that submit a claim under the Access DCP for exceptional circumstances.
DA History/Property Enquiry (requires a written response)	COST	182.50	Exempt	182.50	186.50	Exempt	186.50	per hour or part hour	A Minimum fee of \$186.50 is payable up front. The total fee is calculated on the hourly rate and is payable before the release of any documents the property history report.
Plan Perusal									
Application	COST	29.50	Exempt	29.50	30.50	Exempt	30.50	per plan	
File Retrieval per application	COST	83.50	Exempt	83.50	85.50	Exempt	85.50	per application	
NEW FEE - Electronic File Management Fee – Field File (DA, s4.55, s4.56 and s8.2 application)									Fee per application for the electronic file management of Applications and accompanying information based on the cost of works
\$0 – \$150,000	COST				90.50	Exempt	90.50	per application	NEW FEE
\$150,001 – \$300,000	COST				112.00	Exempt	112.00	per application	NEW FEE
\$300,001 – \$500,000	COST				169.00	Exempt	169.00	per application	NEW FEE
\$500,001 – \$1,000,000	COST				338.00	Exempt	338.00	per application	NEW FEE
\$1,000,001 or more	COST				680.00	Exempt	680.00	per application	NEW FEE

Fees and Charges 2022/23

Fee / Charge	Pricing Policy Ref.	2021/22 Fee / Charge excl. GST	2021/22 GST	2021/22 Fee / Charge incl. GST	2022/23 Fee / Charge excl. GST	2022/23 GST	2022/23 Fee / Charge incl. GST	Fee Unit Rate	Supplementary Information
DINGHY STORAGE									
Resident/Rate Payer one year hire	COST	281.82	28.18	310.00	287.45	28.75	316.00	One Year	Hire of dinghy storage facility or designated storage area.
Non Resident/Rate Payer one year hire	COST	463.64	46.36	510.00	472.91	47.29	520.00	One Year	
DOCUMENTS PLANS & MAPS									
Local Environmental Plans (LEPs)									
Woollahra Local Environmental Plan 2014									
Written instrument	COST	23.00	Exempt	23.00	30.00	Exempt	30.00	per plan	
Development Control Plans									
Woollahra DCP 2015	COST	5700	Exempt	5700	250.00	Exempt	250.00	per plan	
Urban Design Study/Public Domain Improvement Program									
NEW FEE- Double Bay Planning & Urban Design Strategy	COST				150.00	Exempt	150.00	per copy	NEW FEE
NEW FEE- Edgecliff Commercial Centre Planning & Urban Design Strategy	COST				150.00	Exempt	150.00	per copy	NEW FEE
Strategic Planning Documents									
NEW FEE-Woollahra Local Strategic Planning Statement 2020	COST				50.00	Exempt	50.00	per copy	NEW FEE
NEW FEE-Woollahra Local Housing Strategy 2021	COST				50.00	Exempt	50.00	per copy	NEW FEE
Heritage Documents									
NEW FEE- Aboriginal heritage Study	COST				100.00	Exempt	100.00	per copy	NEW FEE

Fees and Charges 2022/23

Fee / Charge	Pricing Policy Ref.	2021/22 Fee / Charge excl. GST	2021/22 GST	2021/22 Fee / Charge incl. GST	2022/23 Fee / Charge excl. GST	2022/23 GST	2022/23 Fee / Charge incl. GST	Fee Unit Rate	Supplementary Information
Aerial Photography Map (Colour Print)									
A0	COST	68.00	Exempt	68.00	69.40	Exempt	69.40	per page	
A1	COST	35.50	Exempt	35.50	36.30	Exempt	36.30	per page	
A2	COST	20.00	Exempt	20.00	20.40	Exempt	20.40	per page	
A3	COST	780	Exempt	780	8.00	Exempt	8.00	per page	
A4	COST	4.00	Exempt	4.00	4.10	Exempt	4.10	per page	
Cadastral Mapbooks									
A3 Cadastral Mapbook	COST	162.00	Exempt	162.00	165.30	Exempt	165.30	per mapbook	Scale approximately 1:2,750.
A3 Cadastral Mapbook single page	COST	4.00	Exempt	4.00	4.10	Exempt	4.10	per page	Scale approximately 1:2,750.
A2 Cadastral Mapbook	COST	516.00	Exempt	516.00	527.00	Exempt	527.00	per mapbook	Scale approximately 1:2,000.
A2 Cadastral Mapbook single page	COST	12.30	Exempt	12.30	12.60	Exempt	12.60	per page	Scale approximately 1:2,000.
Basic Map (Colour Print)									
A0	COST	35.50	Exempt	35.50	36.30	Exempt	36.30	per page	
A1	COST	20.00	Exempt	20.00	20.40	Exempt	20.40	per page	
A2	COST	12.30	Exempt	12.30	12.60	Exempt	12.60	per page	
A3	COST	4.00	Exempt	4.00	4.10	Exempt	4.10	per page	
A4	COST	2.00	Exempt	2.00	2.05	Exempt	2.05	per page	
LEP Maps (Land use, height...etc)									
A0 Whole of LGA Map	COST	35.50	Exempt	35.50	36.30	Exempt	36.30	per page	
A1 Whole of LGA Map	COST	20.00	Exempt	20.00	20.40	Exempt	20.40	per page	

Fees and Charges 2022/23

Fee / Charge	Pricing Policy Ref.	2021/22 Fee / Charge excl. GST	2021/22 GST	2021/22 Fee / Charge incl. GST	2022/23 Fee / Charge excl. GST	2022/23 GST	2022/23 Fee / Charge incl. GST	Fee Unit Rate	Supplementary Information
A2 Whole of LGA Map	COST	12.30	Exempt	12.30	12.60	Exempt	12.60	per page	Cost per map.
A3 Grid Mapbook	COST	208.00	Exempt	208.00	212.50	Exempt	212.50	per mapbook	Includes complete published map series (bound & covered).
Customised Maps									
Customised Maps (size A0 A1 A2 A3 & A4)	FCR	170.00	Exempt	170.00	174.00	Exempt	174.00	per hour	Per hour additional to printing cost (minimum 1/2 hour charge).
FILMING & STILL PHOTOGRAPHY									
Filming on Council property including roads and parks									
No Application Fee- non-refundable Ultra Low Impact	ST	0			0				No Application Fee (Ultra Low Impact) Consideration based on: No more than 10 crew; No disruption is caused to Council's stakeholder retailers or motorists or other events in the vicinity of the activities; Activities are contained to footways or public open space areas only; Public safety is maintained at all times during the conduct of the activities; Vehicles associated with the conduct of the activities are legally parked at all times and not driven onto footways parks or plaza areas. Supporting documentation required.
Application Fee- non-refundable Low Impact	ST	150	Exempt	150.00	150.00	Exempt	150.00	per application	Application Fee non refundable (Low Impact) Consideration based on: 11 to 25 crew, No more than 4 trucks / vans; No construction; Minimal equipment / lighting; Small or no unit base required, 1 to 2 locations. Supporting documentation required.
Application Fee- non-refundable Medium Impact	ST	300	Exempt	300.00	300.00	Exempt	300.00	per application	Application Fee non refundable (Medium Impact). Consideration based on: 26 to 50 crew; No more than 10 trucks / vans; Some construction; Equipment used eg. dolly cranes jibs etc; Unit base required, No more than 4 locations. Supporting documentation required.

Fees and Charges 2022/23

Fee / Charge	Pricing Policy Ref.	2021/22 Fee / Charge excl. GST	2021/22 GST	2021/22 Fee / Charge incl. GST	2022/23 Fee / Charge excl. GST	2022/23 GST	2022/23 Fee / Charge incl. GST	Fee Unit Rate	Supplementary Information
Application Fee- non-refundable High Impact	ST	500	Exempt	500.00	500.00	Exempt	500.00	per application	Application Fee non refundable (High Impact). Consideration based on: > 50 crew; > 10 trucks / vans; Significant construction; Extensive Equipment; Large unit base required; > 4 locations. Supporting documentation required.
Parking Plans and / or Unit Base	ST	150	Exempt	150.00	150.00	Exempt	150.00	per application	All filming on private property must comply with SEPP4. Council is required to approve parking plans and / or unit base for any production filming on private property or areas not controlled by Council.
Unit Base/Catering in a Public Park	SUB	67	10.91	120.00	111.27	11.13	122.40	per hour	Greater than 20 crew and cast members.
Site inspection	COST	150	Exempt	150.00	153.00	Exempt	153.00		
Ultra/Low Late Fee (less than 3 days)	COST	100	Exempt	100.00	102.00	Exempt	102.00		If within 3 days of shoot
Med/High Late Fee (less than 7 days)	COST	100	Exempt	100.00	270.30	Exempt	270.00		If within 3 days of shoot
Traffic Control Assessment- Low (Stop/Go traffic control on local or Council managed road)	ST	100	Exempt	100.00	100.00	Exempt	100.00	per plan	Stop/Go traffic control on local or Council managed road. Police consultation and Traffic Management Plan required.
Traffic Control Assessment- Medium (Stop/Go traffic control on multi-lane or state road)	ST	300	Exempt	300.00	300.00	Exempt	300.00	per plan	Stop/Go traffic control on multi-lane or state road. Police and RTA consultation and Traffic Management Plan required.
Amendment to application	ST	75% of application fee (non refundable)	Exempt	75% of application fee (non refundable)	75% of application fee (non refundable)	Exempt	75% of application fee (non refundable)		An additional 75% of the application fee will apply if: 1. a major revision arises where significant changes occur in the timing and nature of the filming activity, and 2. where this could seriously disrupt arrangements made by surrounding businesses and resident's in anticipation of the filming activity, or 3. where the approval required the consideration of a number of new matters by Council.

Fees and Charges 2022/23

Fee / Charge	Pricing Policy Ref.	2021/22 Fee / Charge excl. GST	2021/22 GST	2021/22 Fee / Charge incl. GST	2022/23 Fee / Charge excl. GST	2022/23 GST	2022/23 Fee / Charge incl. GST	Fee Unit Rate	Supplementary Information
Bond	NA	\$500.00 to \$5,000.00	Exempt	\$500.00 to \$5,000.00	\$500.00 to \$5,000.00	Exempt	\$500.00 to \$5,000.00	per application	Bond (refundable) required as per Council discretion and depending on location nature of plant and equipment and the size of the shoot. Bond for Traffic Management is subject to quotation.
Still Photography									
Still Photography Lodgement Fee (non-refundable)	SUB	175	Exempt	185.00	188.70	Exempt	189.00	per application	To be paid prior to assessment of application.
Bond		\$500-\$5000	Exempt	570.00	\$500-\$5000	Exempt	570.00	per application	Bond taken depending on location nature of plant & equipment and the size of the shoot.
Late Fee (less than 7 working days notice)	SUB	175	Exempt	180.00	183.60	Exempt	184.00	per application	
Late Fee (less than 3 working days notice)	SUB	255	Exempt	265.00	270.30	Exempt	270.00	per application	
NSW & Australia Tourist Commission/ SBS/ABC	SUB	100% of the lodgement fee and 25% of the scheduled location fee	Exempt	100% of the lodgement fee and 25% of the scheduled location fee	100% of the lodgement fee and 25% of the scheduled location fee	Exempt	100% of the lodgement fee and 25% of the scheduled location fee		Supporting documents required.
Community Service/Announce/Non-profit/Children's TV/Public Health Issues/ Non-profit Documentaries/News/ Current Affairs	SUB	All fees waived, no lodgement fee	Exempt	All fees waived, no lodgement fee	All fees waived, no lodgement fee	Exempt	All fees waived, no lodgement fee		Supporting documents required.
Cable TV News and documentaries only	SUB	100% of the lodgement fee and 25% of the scheduled location fee	Exempt	100% of the lodgement fee and 25% of the scheduled location fee	100% of the lodgement fee and 25% of the scheduled location fee	Exempt	100% of the lodgement fee and 25% of the scheduled location fee		Supporting documents required.
Students									Supporting documents required. Maximum 30 students on location at any one time.
Student Lodgement fee (under 4 hrs)	SUB	Waive fee	Exempt	Waive fee	Waive fee	Exempt	Waive fee		
Student Lodgement fee (over 4 hrs)	SUB	Waive fee	Exempt	Waive fee	Waive fee	Exempt	Waive fee		

Fees and Charges 2022/23

Fee / Charge	Pricing Policy Ref.	2021/22 Fee / Charge excl. GST	2021/22 GST	2021/22 Fee / Charge incl. GST	2022/23 Fee / Charge excl. GST	2022/23 GST	2022/23 Fee / Charge incl. GST	Fee Unit Rate	Supplementary Information
Location Fees									
Location Fees Commercial Companies	SUB	180.00	Exempt	180.00	183.60	Exempt	183.60	per hour	
FIRE SAFETY									
Annual Fire Safety Certificates Lodgement	FCR	99.00	Exempt	99.00	102.00	Exempt	102.00	per lodgement	This fee applies to each Annual Fire Safety Statement Lodged to cover Council's administrative costs.
FITNESS TRAINING									
Commercial Fitness Training	SUB	500.00	50	550.00	510.00	51	561.00	per year per site	Commercial Fitness Training
FOOD & HEALTH PREMISES									
Annual Administration Charge per premises	FCR	135.00	Exempt	135.00	140.00	EXEMPT	140.00		Annual Administration Charge levied under Clause 15 of the Food Regulation 2015. Charge is for maintenance of required register and routine reporting of Council's activities to the NSW Food Authority. Fee does not apply to a food business that operates for the sole purpose of raising funds for a community or charitable cause.
Food Premises Inspection Charge									
Inspections up to 30 Minutes in duration (including travelling)	FCR	94.00	Exempt	94.00	99.00	EXEMPT	99.00	per inspection up to 30 mins	Inspections up to 30min in duration (including travel time).
Inspections over 30 minutes duration (including travelling)	FCR	186.00	Exempt	186.00	190.00	EXEMPT	190.00	per hour or part hour over 30 mins	Inspections over 30min in duration (including travel time).
Health Premises Inspection Charge									

Fees and Charges 2022/23

Fee / Charge	Pricing Policy Ref.	2021/22 Fee / Charge excl. GST	2021/22 GST	2021/22 Fee / Charge incl. GST	2022/23 Fee / Charge excl. GST	2022/23 GST	2022/23 Fee / Charge incl. GST	Fee Unit Rate	Supplementary Information
Health Premises Inspection Charge									Including but not limited to hairdressers barbers beauty salon skin penetration or other premises regulated by legislation.
Inspections up to 30 minutes in duration (including travelling)	FCR	94.00	Exempt	94.00	99.00	EXEMPT	99.00	per inspection up to 30 mins	Inspections up to 30min in duration (including travel time).
Inspections over 30 minutes duration (including travelling)	FCR	186.00	Exempt	186.00	190.00	EXEMPT	190.00	per hour or part hour over 30 mins	Inspections over 30min in duration (including travel time).
GRAFFITI REMOVAL									
Request for Council to remove graffiti from private property	COST	At cost plus 10%			36.36	3.64	40.00	per square metre	Graffiti removed free of charge if accessible from a public place. At Council's discretion a quote may be provided for removal of graffiti inside private property where graffiti is not accessible from a public place.
HOARDING FEES									
Hoardings other structures or works application fee section 138 Road Act 1993- (erect a structure or carry out a work in on or over a public road)	FCR	200.00	Exempt	200.00	385.00	EXEMPT	385.00	per application per hour or part hour for assessment\	
Hoarding Rent- section 223 Roads Act 1993	FCR	10.00	Exempt	10.00	20.00	EXEMPT	20.00	per square metre/week	
HOUSE RENUMBERING									
House Renumbering Application Fee	FCR	840.00	Exempt	840.00	860.00	Exempt	860.00	per application	Applications to change the street number of a house. Council will if it favourably considers the application issue Order 8 under section 124 of the Local Government Act 1993. The fee covers the administrative costs involved in assessing the application.

Fees and Charges 2022/23

Fee / Charge	Pricing Policy Ref.	2021/22 Fee / Charge excl. GST	2021/22 GST	2021/22 Fee / Charge incl. GST	2022/23 Fee / Charge excl. GST	2022/23 GST	2022/23 Fee / Charge incl. GST	Fee Unit Rate	Supplementary Information
House Renumbering Approval Fee	FCR	840.00	Exempt	840.00	860.00	Exempt	860.00	per approval	Covers the administrative costs involved in effecting the re-numbering changes including the process of notifying the relevant public authorities (such as Water Board Energy Australia Post Office Land Titles).
IMPOUNDING									
Impounding									Sale of impounded items at public auction
Articles Miscellaneous- Small	FCR	82.00	Exempt	82.00	85.00	EXEMPT	85.00	per item	
Articles Miscellaneous- Large	FCR	310.00	Exempt	310.00	320.00	EXEMPT	320.00	per item	
Shopping Trolley	FCR	82.00	Exempt	82.00	85.00	EXEMPT	85.00	per item	
Signs	FCR	82.00	Exempt	82.00	85.00	EXEMPT	85.00	per item	
Vehicles & Waste Storage Containers	FCR	310.00	Exempt	310.00	320.00	EXEMPT	320.00	per item	
Pound Storage									
Large Article	FCR	47.00	Exempt	47.00	50.00	EXEMPT	50.00	per day or part day	
Small Article	FCR	19.50	Exempt	19.50	20.00	EXEMPT	20.00	per day or part day	
Shopping Trolley	FCR	19.50	Exempt	19.50	20.00	EXEMPT	20.00	per day or part day	
Sign	FCR	19.50	Exempt	19.50	20.00	EXEMPT	20.00	per day or part day	
Vehicles & Waste Storage Containers	COST	Cost			Cost	10.0%	Cost plus 10.0% GST		Charges imposed directly from Pickles Auction - Direct Cost Recovery via the sale of abandoned articles via public auction.
Penalty infringement notice for shared devices (e.g. ebikes and bikes)	COST	500.00	Exempt	500.00	500.00	EXEMPT	500.00		

Fees and Charges 2022/23

Fee / Charge	Pricing Policy Ref.	2021/22 Fee / Charge excl. GST	2021/22 GST	2021/22 Fee / Charge incl. GST	2022/23 Fee / Charge excl. GST	2022/23 GST	2022/23 Fee / Charge incl. GST	Fee Unit Rate	Supplementary Information
INSPECTION FEES									
Building Inspections (Pre July 1998 DA & BA and additional inspections under PCA Agreement)	SUB	181.82	18.18	200.00	186.36	18.64	205.00	per inspection	This fee applies to each inspection required by pre-1/7/98 BA conditions or additional inspections under PCA Agreement.
Inspection & Miscellaneous Service Fee - Inspections investigations assessment and reporting by Environmental Health Officers Fire Safety Officers Building Surveyors Compliance Officers Rangers Parking Officers under any Act that Council may time to time enforce. Includes inspection of food shops health premises and cooling towers	FCR	181.82	18.18	200.00	186.36	18.64	205.00	per hour or part hour	A Minimum fee of \$205 is payable up front. The total fee is calculated on the hourly rate and is payable before the release of any documents. Inspections may include but are not limited to building fire safety places of shared accommodation public car parks food premises hairdressers beauty salons mortuaries skin penetration premises public swimming pools systems subject to legionella regulations.
Boarding House inspection fees pursuant to the Boarding Houses Act 2012	FCR	181.82	18.18	200.00	186.36	18.64	205.00	per hour or part hour	A minimum fee of \$205 per hour, or part thereof, is to be paid to undertake statutory boarding house inspections.

Fees and Charges 2022/23

Fee / Charge	Pricing Policy Ref.	2021/22 Fee / Charge excl. GST	2021/22 GST	2021/22 Fee / Charge incl. GST	2022/23 Fee / Charge excl. GST	2022/23 GST	2022/23 Fee / Charge incl. GST	Fee Unit Rate	Supplementary Information
LAND AND PROPERTY									
Leases Licenses Encroachments and other Property transactions	COST	The fees are based on the estimated average processing time for each transaction / application and is payable before the release of any legal agreement. All legal and valuation costs pertaining to the transaction / application are payable by the applicant. Protracted negotiations over 5 hours will have an additional charge of \$79 per hour.			The fees are based on the estimated average processing time for each transaction / application and is payable before the release of any legal agreement. All legal and valuation costs pertaining to the transaction / application are payable by the applicant. Protracted negotiations over 5 hours will have an additional charge of \$79 per hour.	10.0%	The fees are based on the estimated average processing time for each transaction / application and is payable before the release of any legal agreement. All legal and valuation costs pertaining to the transaction / application are payable by the applicant. Protracted negotiations over 5 hours will have an additional charge of \$79 per hour. plus 10.0% GST		The fees below are based on the estimated average processing time for each transaction / application and is payable before the release of any legal agreement. All legal and valuation costs pertaining to the transaction / application are payable by the applicant. Protracted negotiations over 5 hours will have an additional charge of \$79 per hour.
Rent for Leases & Licences	COST	rent based upon market rate			rent based upon market rate	10.0%	rent based upon market rate plus 10.0% GST	per square metre	Rents are determined by valuation.
Minor legal transactions/transfers	FCR	92.73	9.27	102.00	272.73	27.27	300.00	per application	This fee is to cover costs for minor legal and/or property transactions that require staff to provide letters or property related research on behalf of private parties. A fee of \$300 is payable up front.

Fees and Charges 2022/23

Fee / Charge	Pricing Policy Ref.	2021/22 Fee / Charge excl. GST	2021/22 GST	2021/22 Fee / Charge incl. GST	2022/23 Fee / Charge excl. GST	2022/23 GST	2022/23 Fee / Charge incl. GST	Fee Unit Rate	Supplementary Information
Application to formalise an existing encroachment on Council land (by creation of Easement or Positive Covenant or Lease etc)	FCR	351.82	35.18	387.00	545.45	54.55	600.00	per application	All legal and valuation costs pertaining to the transaction / application are payable by the applicant. Protracted negotiations over 5 hours will have an additional charge of \$79 per hour plus 10% GST.
LIBRARY SERVICES									
Non-Commercial Local History Research	COST	45.50	Exempt	45.50	50.00	Exempt	50.00	per hour	For non-commercial research enquiries.\$50 per hour or part there of.
Commercial Local History Research	COST	70.00	Exempt	70.00	100.00	Exempt	100.00	per hour	For commercial research enquiries, \$100 per hour or part there of.
Local History Research File Retrieval	SUB	16.36	1.64	18.00	22.73	2.27	25.00	per file part	Charge associated with retrieving a file from storage.
Digital Image File	COST	41.50	Exempt	41.50	45.00	Exempt	45.00	per item	\$45 flat fee which includes staff costs and cost of reproduction.
Local History Events and Activities	COST	45.45	4.55	50.00	45.45	4.55	50.00	Maximum \$50.00 per activity or event	Fee will vary. Up to a maximum of \$50.00 per event or activity.
Photocopying Fees									
A3	COST	0.45	0.05	0.50	0.55	0.05	0.60	per copy	There are four copiers at Woollahra Library at DB. Paddington and Watsons Bay Libraries have one copier each.
A4	COST	0.27	0.03	0.30	0.27	0.03	0.30	per copy	
A3 Colour	COST	2.36	0.24	2.60	2.73	0.27	3.00	per copy	
A4 Colour	COST	1.18	0.12	1.30	1.36	0.14	1.50	per copy	
Scanning	COST	0.18	0.02	0.20	0.18	0.02	0.20	per scan	
Replacement Borrower's Card	COST	4.70	Exempt	4.70	5.00	Exempt	5.00	per card	
USB Stick	COST	10.91	1.09	12.00	11.36	1.14	12.50	per item	

Fees and Charges 2022/23

Fee / Charge	Pricing Policy Ref.	2021/22 Fee / Charge excl. GST	2021/22 GST	2021/22 Fee / Charge incl. GST	2022/23 Fee / Charge excl. GST	2022/23 GST	2022/23 Fee / Charge incl. GST	Fee Unit Rate	Supplementary Information
Library Bag	COST	5.00	0.5	5.50	5.23	0.52	5.75	per item	
3D Printer									
3D Printer Fee	FCR	\$10.50 usage fee per item plus 0.30c per gram			\$10.50 usage fee per item plus 0.30c per gram	10.0%	\$10.50 usage fee per item plus 0.30c per gram plus 10.0% GST		\$10.50 usage fee Plus the weight of the item at a cost of 0.30c per gram.
Reservation Fees									
- Pensioner/Seniors Card/Child	COST	1.60	Exempt	1.60	1.65	Exempt	1.65	per item	
- Adult	COST	3.20	Exempt	3.20	3.30	Exempt	3.30	per item	
Fines									
Overdue Books	COST	0.30	Exempt	0.30	0.35	Exempt	0.35	per item per day	Maximum overdue fee \$15 per item
Overdue Fast Read service books	COST	1.00	Exempt	1.00	1.00	Exempt	1.00	per item per day	Maximum overdue fee \$25 per item
Lost Items (or damaged beyond repair)									
- Minimum charges:									
Adult Non-Fiction Books	COST	13.00	Exempt	13.00	14.00	Exempt	14.00	plus item cost	Replacement cost of item plus \$14 processing fee.
Adult Fiction Books	COST	13.00	Exempt	13.00	14.00	Exempt	14.00	plus item cost	Replacement cost of item plus \$14 processing fee.
Junior Books	COST	13.00	Exempt	13.00	14.00	Exempt	14.00	plus item cost	Replacement cost of item plus \$14 processing fee.
DVDs	COST	13.00	Exempt	13.00	14.00	Exempt	14.00	plus item cost	Replacement cost of item plus \$14 processing fee.
Magazines	COST	13.00	Exempt	13.00	14.00	Exempt	14.00	plus item cost	Replacement cost of item plus \$14 processing fee.

Fees and Charges 2022/23

Fee / Charge	Pricing Policy Ref.	2021/22 Fee / Charge excl. GST	2021/22 GST	2021/22 Fee / Charge incl. GST	2022/23 Fee / Charge excl. GST	2022/23 GST	2022/23 Fee / Charge incl. GST	Fee Unit Rate	Supplementary Information
Children and Young Adult Activities	COST	45.45	4.55	50.00	45.45	4.55	50.00	Maximum \$50.00 per activity	Fee will vary. Up to a maximum of \$50.00 per activity.
Adult Activities	COST	45.45	4.55	50.00	45.45	4.55	50.00	Maximum \$50.00 per activity	Fee will vary. Up to a maximum of \$50.00 per activity.
Digital Literary Award									
Competition Entry Fee	COST	11.36	1.14	12.50	11.82	1.18	13.00	per entry	Competition entry fee only.
Writers & Readers									
Writers & Readers Entry Fee	COST	11.82	1.18	13.00	45.45	4.55	50.00	Maximum \$50.00 per activity	Fee will vary. Up to a maximum of \$50.00 per activity.
Inter-Library Loan (outside Public Library Network)	COST	25.91	2.59	28.50	27.27	2.73	30.00	per item	This is a set cost recovery charge which has been passed on by the lending library.
Inter-Library Loan- Public Libraries- Adults	COST	2.91	0.29	3.20	3.27	0.33	3.60	per item	
Inter-Library Loan- Public Libraries- Seniors/Pens/Child	COST	1.45	0.15	1.60	1.64	0.16	1.80	per item	
PARKS & RESERVES									
Park Bookings									
Inspection / Event Supervision Fee	FCR	204.55	20.45	225.00	208.64	20.86	230.00	per hour	Minimum charge of 1 hour.
Hire Fees - Ceremonies									
Ceremonies (Wedding Naming Christening Wakes etc)									
1-50 people	SUB	259.09	25.91	285.00	264.27	26.43	291.00	first hour	The booking fee does not grant exclusive use of the park. Includes bridal photography.
51-100 people	SUB	427.27	42.73	470.00	435.82	43.58	479.00	first hour	The booking fee does not grant exclusive use of the park. Includes bridal photography.

Fees and Charges 2022/23

Fee / Charge	Pricing Policy Ref.	2021/22 Fee / Charge excl. GST	2021/22 GST	2021/22 Fee / Charge incl. GST	2022/23 Fee / Charge excl. GST	2022/23 GST	2022/23 Fee / Charge incl. GST	Fee Unit Rate	Supplementary Information
101 plus people	SUB	500.00	50	550.00	510.00	51	561.00	first hour	The booking fee does not grant exclusive use of the park. Guest numbers are limited to 120 at most venues. Includes bridal photography.
Additional hourly fee	SUB	154.55	15.45	170.00	157.64	15.76	173.00	each additional hour	Maximum of 3 hours.
Cancellation Fee									
- 2 weeks notice provided	COST	88.18	8.82	97.00	89.95	8.99	99.00	per use	Hire fees will be refunded less the cancellation fee if the applicant gives Council at least 2 weeks notice.
- Less than 2 weeks notice provided	COST	Full Hire Fee			Full Hire Fee				No hire fees will be refunded if the applicant gives less than 2 weeks notice.
McKell Park Event Bond		250.00	Exempt	250.00	250.00	Exempt	250.00	Per Event	
Wet Weather Retention	COST	88.18	8.82	97.00	89.95	8.99	99.00	per use	Applicant must contact Council within 2 weeks after the event date or no refund is given. Council retains the Retention fee and refunds the balance of the Hire Fee.
Hire Fees - Corporate Social Events (corporate picnics BBQ teambuilding)									
1- 50 people	SUB	93.64	9.36	103.00	95.51	9.55	105.00	per hour	The booking does not grant exclusive use of the park.
51- 100 people	SUB	127.27	12.73	140.00	129.82	12.98	143.00	per hour	The booking does not grant exclusive use of the park.
Corporate Event Bond		500.00	Exempt	500.00	500.00	Exempt	500.00		Refundable in full after inspection and any damage paid for.
Hire fees - Corporate Events (promotions events for greater than 100 guests and sit down style functions up to 50)									

Fees and Charges 2022/23

Fee / Charge	Pricing Policy Ref.	2021/22 Fee / Charge excl. GST	2021/22 GST	2021/22 Fee / Charge incl. GST	2022/23 Fee / Charge excl. GST	2022/23 GST	2022/23 Fee / Charge incl. GST	Fee Unit Rate	Supplementary Information
Corporate Events Fee (promotions events for greater than 100 guests and sit down style functions up to 50) Fee	SUB	250.00	25	275.00	255.00	25.5	281.00	per hour	The booking does not grant exclusive use of the park. A maximum of 50 guests at the sit down style function. Special Event bins must be purchased for this style of event.
Corporate Event Bond		500.00	Exempt	500.00	500.00	Exempt	500.00		Refundable in full after inspection or any damage paid for.
Cancellation Fee									
- 2 weeks notice provided	COST	88.18	8.82	97.00	89.95	8.99	99.00	per use	Hire fees will be refunded less the cancellation fee if the applicant gives Council at least 2 weeks notice.
- Less than 2 weeks notice provided	COST	Full Hire Fee			Full Hire Fee				No hire fees will be refunded if the applicant gives less than 2 weeks notice.
Wet Weather Retention	COST	88.18	8.82	97.00	89.95	8.99	99.00		Applicant must contact Council within 2 weeks after the event date or no refund is given. Council retains the Retention fee and refunds the balance of the Hire Fee.
Hire Fees - Social Events									
Social Events (Picnics Birthdays Reunions Family Gatherings)									The booking fee does not grant exclusive use of the park.
1- 20 people	SUB	No charge			No charge				Bookings not required for groups under 20 people
1- 50 people	SUB	66.36	6.64	73.00	67.69	6.77	74.00	per hour	
51- 100 people	SUB	90.91	9.09	100.00	92.73	9.27	102.00	per hour	
101 plus people (Social)	SUB	126.36	12.64	139.00	128.89	12.89	142.00	per use	
Cancellation Fee									
- 2 weeks notice provided	COST	49.09	4.91	54.00	50.00	5	55.00	per use	Hire fees will be refunded less the cancellation fee if the applicant gives Council at least 2 weeks notice.

Fees and Charges 2022/23

Fee / Charge	Pricing Policy Ref.	2021/22 Fee / Charge excl. GST	2021/22 GST	2021/22 Fee / Charge incl. GST	2022/23 Fee / Charge excl. GST	2022/23 GST	2022/23 Fee / Charge incl. GST	Fee Unit Rate	Supplementary Information
- Less than 2 weeks notice provided	COST	Full Hire Fee			Full Hire Fee				No hire fees will be refunded if the applicant gives less than 2 weeks notice.
Wet Weather Retention	COST	49.09	4.91	54.00	50.00	5	55.00	per use	Applicant must contact Council within 2 weeks after the event date or no refund is given. Council retains the Retention fee and refunds the balance of the Hire Fee.
Hire Fees - Public Events									
Public Events (Community, Charity, Public)									The booking does not grant exclusive use of the park.
1-50 people					67.69	6.77	74.00	per hour	
51+ people					92.73	9.27	102.00	per hour	
Bond (1-50 people)					500.00	Exempt	500.00	per use	Refundable in full after inspection or any damage paid for.
Bond (51-100 people)					1,000.00	Exempt	1,000.00	per use	Refundable in full after inspection or any damage paid for.
Bond (101+ people)					1,500.00	Exempt	1,500.00	per use	Refundable in full after inspection or any damage paid for.
Cancellation Fee									
- 2 weeks notice provided	COST	49.09	4.91	54.00	50.00	5	55.00	per use	Hire fees will be refunded less the cancellation fee if the applicant gives Council at least 2 weeks notice.
- Less than 2 weeks notice provided	COST	Full Hire Fee			Full Hire Fee				No hire fees will be refunded if the applicant gives less than 2 weeks notice.
Wet Weather Retention	COST	49.09	4.91	54.00	50.00	5	55.00	per use	Applicant must contact Council within 2 weeks after the event date or no refund is given. Council retains the Retention fee and refunds the balance of the Hire Fee.

Fees and Charges 2022/23

Fee / Charge	Pricing Policy Ref.	2021/22 Fee / Charge excl. GST	2021/22 GST	2021/22 Fee / Charge incl. GST	2022/23 Fee / Charge excl. GST	2022/23 GST	2022/23 Fee / Charge incl. GST	Fee Unit Rate	Supplementary Information
Amusement Devices (Jumping Castles Rides Blow-up Items Sumo Wrestling) and Kindy Farms									
Amusement Device less than 50m2	FCR	62.00	Exempt	62.00	63.24	Exempt	63.00	per item / amusement	If the footprint of the amusement device is less than 50m2.
Amusement Device greater than 50m2	FCR	120.00	Exempt	120.00	122.40	Exempt	122.00	per item / amusement	If the footprint of the amusement device is greater than 50m2. Potential impacts will be assessed prior to approval- price on application.
Bond		100.00	Exempt	100.00	100.00	Exempt	100.00	per use	Refundable in full after inspection or any damage paid for.
Marquees & Fete Stalls									
Marquee less than 50m2	SUB	Nil	Exempt	Nil	Nil	Exempt	Nil	per use	If the footprint of the marquee is less than 50m2 there is no charge. Park Hire fee additional.
Marquee between 51m2- 100m2	SUB	60.91	6.09	67.00	62.13	6.21	68.00	per item	If the footprint of the marquee is between 51m2 - 100m2 the fee applies. Marquees over 100m2 will not be permitted. Park hire fee additional.
Bond		103.00	Exempt	103.00	105.06	Exempt	105.00	per use	Refundable in full after inspection or any damage paid for.
Sports Fields Bookings									
									Applications to be made in writing. Seasonal hire- 50% of total amount to be paid prior to the commencement of the season. Balance to be paid in full by mid-season. All Schools within the Council area are not charged for use of fields within school hours.

Fees and Charges 2022/23

Fee / Charge	Pricing Policy Ref.	2021/22 Fee / Charge excl. GST	2021/22 GST	2021/22 Fee / Charge incl. GST	2022/23 Fee / Charge excl. GST	2022/23 GST	2022/23 Fee / Charge incl. GST	Fee Unit Rate	Supplementary Information
Cricket (Turf)									
Cricket (Turf) Summer Hire Trumper Oval and Woollahra 2 and 3	SUB	964.55	96.45	1,061.00	1,186.36	118.64	1,305.00	per day hire	Available Sunday only.
Seasons Cricket (Turf)- Summer Season only	SUB	609.09	60.91	670.00	621.27	62.13	683.00	per day hire	Minimum 10 bookings per annum to qualify as a seasonal hirer. Applications to be made in writing. Seasonal hire- 50% of total amount to be paid prior to the commencement of the season. Balance to be paid in full within 14 days of commencement of season. All Schools within the Council area are not charged for the use of fields within school hours.
Cricket (Synthetic)									
Christison Park Steyne Park Lough Playing Fields Rushcutters Bay Park Cooper Park	SUB	66.36	6.64	73.00	67.69	6.77	74.00	per field per hour	
Cancellation Fee									
- 2 weeks notice provided	COST	49.09	4.91	54.00	50.00	5	55.00	per use	
- Less than 2 weeks notice provided	COST	Full Hire Fee			Full Hire Fee				No hire fees will be refunded if the applicant gives less than 2 weeks notice.
Wet Weather Retention									
	COST	49.09	4.91	54.00	50.00	5	55.00	per use	Refunds for casual hirers only does not apply to seasonal hirers. Applicant must contact Council within 2 weeks after the event date or no refund is given. Council retains the Retention fee and refunds the balance of the Hire Fee.
Andrew Petrie Oval - Synthetic Sportsfield									
Hire Fee- Standard	FCR	200.00	20	220.00	272.73	27.27	300.00	per hour	
Hire Fee- Community/ Not for profit	SUB	100.00	10	110.00	136.36	13.64	150.00	per hour	

Fees and Charges 2022/23

Fee / Charge	Pricing Policy Ref.	2021/22 Fee / Charge excl. GST	2021/22 GST	2021/22 Fee / Charge incl. GST	2022/23 Fee / Charge excl. GST	2022/23 GST	2022/23 Fee / Charge incl. GST	Fee Unit Rate	Supplementary Information
Cancellation Fee									
- 2 weeks notice provided	COST	49.09	4.91	54.00	50.00	5	55.00	per use	
- Less than 2 weeks notice provided	COST	Full Hire Fee			Full Hire Fee				No hire fees will be refunded if the applicant gives less than 2 weeks notice.
Wet Weather Retention	COST	49.09	4.91	54.00	50.00	5	55.00	per use	Refund only applicable in certain circumstances. Refer to hiring agreement for details.
Hire Fees - All Other Sports e.g. Soccer AFL Rugby League Lacrosse Athletics etc.									
Trumper Park Woollahra Oval 2 Woollahra Oval 3 Lyne Park Cooper Park Lough Playing Fields Christison Park Rushcutters Bay Park Steyne Park	SUB	66.36	6.64	73.00	67.69	6.77	74.00	per field per hour	Minimum 1 hr booking.
Cancellation Fee									
- 2 weeks notice provided	COST	49.09	4.91	54.00	50.00	5	55.00	per use	
- Less than 2 weeks notice provided	COST	Full Hire Fee			Full Hire Fee				No hire fees will be refunded if the applicant gives less than 2 weeks notice.
Wet Weather Retention	SUB	49.09	4.91	54.00	50.00	5	55.00	per use	Applicant must contact Council within 2 weeks after the event date or no refund is given. Council retains the Retention fee and refunds the balance of the Hire Fee.
Athletics Carnival, Gala Days									
NEW FEE- Local Schools	COST				218.18	21.82	240.00	per day	NEW FEE- Also applies during school hours.
NEW FEE- Schools outside LGA	FCR				379.09	37.91	417.00	per day	NEW FEE- Also applies during school hours.

Fees and Charges 2022/23

Fee / Charge	Pricing Policy Ref.	2021/22 Fee / Charge excl. GST	2021/22 GST	2021/22 Fee / Charge incl. GST	2022/23 Fee / Charge excl. GST	2022/23 GST	2022/23 Fee / Charge incl. GST	Fee Unit Rate	Supplementary Information
Multi Courts - Christison Park									
NEW FEE- Standard Fee	FCR				36.36	3.64	40.00	per court per hour	NEW FEE
NEW FEE- Community	SUB				17.27	1.73	19.00	per court per hou	NEW FEE
Cancellation Fee									
NEW FEE -- No Refunds	COST				Full Hire Fee			per use	NEW FEE- No hire fee will be refunded if the applicant changes their mind.
Wet Weather Retention	COST				Full Refund			per use	NEW FEE- Refund only applicable in certain circumstances. Refer to hiring agreement for details.

Fees and Charges 2022/23

Fee / Charge	Pricing Policy Ref.	2021/22 Fee / Charge excl. GST	2021/22 GST	2021/22 Fee / Charge incl. GST	2022/23 Fee / Charge excl. GST	2022/23 GST	2022/23 Fee / Charge incl. GST	Fee Unit Rate	Supplementary Information
Lighting or Electricity	COST	16.36	1.64	18.00	18.18	1.82	20.00	per hour	Charge in addition to hiring fees.
Goal post installation (out of season)	COST	345.45	34.55	380.00	352.27	35.23	388.00	per field	Cost per installation and removal.
Line marking (out of season)	COST	386.36	38.64	425.00	394.09	39.41	434.00	per field	Line marking. Does not include the Synthetic Grass Field.
Line Marking on Andrew Petrie Oval	FCR	\$500-\$2000			\$500-\$2000			POA	Price on Application
Bond temporary use of portable football goals Andrew Petrie Oval		\$500	exempt	\$500	\$500	Exempt	500.00		Not required for season hirers*
Key Access to Council Facilities									
Use of Change Rooms Community/Not for Profit	SUB	31.82	3.18	35.00	32.45	3.25	36.00		Fee per use
Bond		12,200.00	Exempt	12,200.00	12,200.00	Exempt	12,200.00	per use	Refundable deposit after inspection by Council officer or any damage paid for.
Use of Canteen Corporate Rate		65.45	6.55	72.00	66.76	6.68	73.00	per use	In addition to park hire fees
Use of Canteen Community/NFP	SUB	31.82	3.18	35.00	32.45	3.25	36.00	per use	In addition to park hire
Use of Change Room Corporate Rate		65.45	6.55	72.00	66.76	6.68	73.00	per use	In addition to Park Hire Fee
Bond- Use of Canteen		\$150-\$300	exempt	\$150-\$300	\$150-\$300	Exempt	\$150-\$300		
Key Deposit		125.00	Exempt	125.00	125.00	Exempt	125.00	Per key	Maximum 4 keys per Club or Organisation per season.
Parking on Reserves									
Parking on Reserves (subject to Council approval)	SUB	3,236.36	323.64	3,560.00	3,301.09	330.11	3,631.00	per use	Maximum 300 cars per day.

Fees and Charges 2022/23

Fee / Charge	Pricing Policy Ref.	2021/22 Fee / Charge excl. GST	2021/22 GST	2021/22 Fee / Charge incl. GST	2022/23 Fee / Charge excl. GST	2022/23 GST	2022/23 Fee / Charge incl. GST	Fee Unit Rate	Supplementary Information
Access through public open space for construction and/or occupation of public open space									
Bond		\$500.00 to \$5,000.00	Exempt	\$500.00 to \$5,000.00	\$500.00 to \$5,000.00	Exempt	\$500.00 to \$5,000.00		Assessed based on the potential impact on the Reserve of the works being undertaken and the period for which access is required.
Application Fee (Access and Occupation)	COST	145.00	Exempt	145.00	200.00	Exempt	200.00	per application	
Vehicles & other machinery (e.g. forklifts bobcats trucks).	SUB	109.00	Exempt	109.00	111.18	Exempt	111.00	per half day (up to 4 hours)	Per vehicle in the public open space
Vehicle Access Rate- full day	SUB	185.00	Exempt	185.00	188.70	Exempt	189.00	per full day	Per vehicle
Vehicle Access Rate- weekly	SUB	530.00	Exempt	530.00	540.60	Exempt	541.00	per week	Per vehicle
Vehicle Access Bond		\$1,000.00 to \$1,500.00	Exempt	\$1,000.00 to \$1,500.00	\$1,000.00 to \$1,500.00	Exempt	\$1,000.00 to \$1,500.00	per use	Assessed based on the potential impact on the Reserve of the works being undertaken and the period for which access is required.
Non-vehicular access - half day	SUB	88.00	Exempt	88.00	89.76	Exempt	90.00	per half day	
Non-vehicular access - full day	SUB	139.00	Exempt	139.00	141.78	Exempt	142.00	per full day	
Non-vehicular access - weekly	SUB	428.00	Exempt	428.00	436.56	Exempt	437.00	per week	
Erection of Hoarding / Scaffolding / Construction Compound	SUB	8.50	Exempt	8.50	20.00	Exempt	20.00	area occupied (per m2) x fee x weeks	Erection of hoarding / scaffolding / construction compound associated with works on privately owned land. Assessed based on the potential impact on the Reserve of the works being undertaken and the period for which occupation in the Reserve is required.
Gate Opening Service to Parks & Facilities such as Sir David Martin Reserve Marina and hardstand	COST	82.00	Exempt	82.00	83.64	Exempt	84.00	per use	To cover cost of security service opening and closing.

Fees and Charges 2022/23

Fee / Charge	Pricing Policy Ref.	2021/22 Fee / Charge excl. GST	2021/22 GST	2021/22 Fee / Charge incl. GST	2022/23 Fee / Charge excl. GST	2022/23 GST	2022/23 Fee / Charge incl. GST	Fee Unit Rate	Supplementary Information
PAYMENT CHARGES									
Dishonoured Cheque Administration Fee (inclusive of bank charges)	FCR	44.00	Exempt	44.00	45.00	Exempt	45.00	per cheque	
Returned Direct Debit Administration Fee (inclusive of bank charges)	FCR	35.00	Exempt	35.00	45.00	Exempt	45.00	per transaction	
Credit Card Usage Fee- where the underlying fee or charge is a taxable supply (i.e. includes GST)	COST	0.5% of the transaction amount				10.0%	plus 10.0% GST	0.5% of the transaction amount	The fee applies to the use of any credit card for making payment to Council for a fee or charge that attracts GST (a taxable supply). At the time of making payment 0.5% will be added to the amount due.
Credit Card Usage Fee- where the underlying fee or charge is not a taxable supply (i.e. does not include GST)	COST	0.55% of the transaction amount	Exempt	0.55% of the transaction amount		Exempt		0.55% of the transaction amount	The fee applies to the use of any credit card for making payment to Council for a fee or charge that does not attract GST. At the time of making payment 0.55% will be added to the amount due.
NEW FEE- Historical Rates request	FCR				35.00	Exempt	35.00	per transaction	NEW FEE
NEW FEE- Request for Information and services- including property, approvals, rates, transaction searches, requiring a written reply	FCR				50.00	Exempt	50.00	per hour, minimum of one hour	NEW FEE
NEW FEE- Urgent request for Information and services- including property, approvals, rates, transaction searches, requiring a written reply	FCR				100.00	Exempt	100.00	per hour, minimum of one hour	NEW FEE
Interest on Overdue Rates & Annual Charges	ST	6% per annum on the overdue amount	Exempt	6% per annum on the overdue amount	6% per annum on the overdue amount	Exempt	6% per annum on the overdue amount		This is the maximum amount of interest as advised by the Minister for Local Government under Section 566(3) of the Local Government Act 1993. If it is varied after the adoption of the Fees & Charges the new maximum interest rate will be applied.
PCA SERVICE FEES									

Fees and Charges 2022/23

Fee / Charge	Pricing Policy Ref.	2021/22 Fee / Charge excl. GST	2021/22 GST	2021/22 Fee / Charge incl. GST	2022/23 Fee / Charge excl. GST	2022/23 GST	2022/23 Fee / Charge incl. GST	Fee Unit Rate	Supplementary Information
Principal Certifying Authority Service Agreement (CV)	FCR	Calculation: $LN(CV) \times CV^{0.44}$			Calculation: $LN(CV) \times CV^{0.44}$	10.0%	Calculation: $LN(CV) \times CV^{0.44}$ plus 10.0% GST	per agreement	CV = Contract Value of work I = 0.44 LN = Natural Logarithm.
Minimum Charge	FCR	559.09	55.91	615.00	585.45	58.55	644.00	per agreement	The minimum charge is for works with an estimated value of works up to \$12,000. For works above this amount the fee is calculated on a sliding scale using the above formula.
\$50,000	FCR	1,197.48	119.75	1,317.23	1,264.05	126.41	1,390.46	per agreement	All Classifications of Building.
\$100,000	FCR	1,722.61	172.26	1,894.87	1,824.67	182.47	2,007.14	per agreement	All Classifications of Building.
\$150,000	FCR	2,127.25	212.72	2,339.97	2,257.86	225.79	2,483.65	per agreement	All Classifications of Building.
\$250,000	FCR	2,770.44	277.04	3,047.48	2,948.06	294.81	3,242.87	per agreement	All Classifications of Building.
\$500,000	FCR	3,954.25	395.42	4,349.67	4,222.39	422.24	4,644.63	per agreement	All Classifications of Building.
\$1,000,000	FCR	5,628.16	562.82	6,190.98	6,030.69	603.07	6,633.76	per agreement	All Classifications of Building.
\$2,000,000	FCR	7,990.53	799.05	8,789.58	8,591.73	859.17	9,450.90	per agreement	All Classifications of Building.
\$5,000,000	FCR	12,655.39	1265.54	13,920.93	13,670.06	1367.01	15,037.07	per agreement	All Classifications of Building.
Principal Certifying Authority Service Agreement entered into retrospectively	FCR	25% loading to be applied to the standard PCA fees when Council is retrospectively appointed as the PCA			30% loading to be applied to the standard PCA fees when Council is retrospectively appointed as the PCA	10.0%	30% loading to be applied to the standard PCA fees when Council is retrospectively appointed as the PCA plus 10.0% GST		If Council is appointed as the PCA once work has commenced or at the conclusion of a project a loading is to be applied to cover the additional work that is likely to be required. In these circumstances Council cannot decline appointment.

Fees and Charges 2022/23

Fee / Charge	Pricing Policy Ref.	2021/22 Fee / Charge excl. GST	2021/22 GST	2021/22 Fee / Charge incl. GST	2022/23 Fee / Charge excl. GST	2022/23 GST	2022/23 Fee / Charge incl. GST	Fee Unit Rate	Supplementary Information
PLANNING REQUESTS									
Request for planning control changes									
Pre-application consultation service	COST	3,000.00	Exempt	3,000.00	3,100.00	Exempt	3,100.00	per request	Service for attending meeting, assessing information and providing written response. Additional fee \$640.50 for further meetings.
Pre-application consultation service-subsequent meetings	COST	1,000.00	Exempt	1,000.00	1,050.00	Exempt	1,050.00	per meeting	
Minor planning proposal									
Simple or administrative amendments	COST	30,000.00	Exempt	30,000.00	31,000.00	Exempt	31,000.00	per proposal	*Should the Planning Proposal not proceed to public exhibition, 30% of the fee will be refunded.
Major planning proposal									
Zone amendments and/or variations to development standards of less than 20% and/or issues involved require a greater consideration including (but not limited to) economic, social, environmental and transport.	COST	65,000.00	Exempt	65,000.00	66,500.00	Exempt	66,500.00	per proposal	*Should the Planning Proposal not proceed to public exhibition, 30% of the fee will be refunded.
Complex planning proposal									
More complex zone amendments and/or variations to development standards of greater than 20%.	COST	100,000.00	Exempt	100,000.00	102,000.00	Exempt	102,000.00	per hour	*Applies to any unforeseen tasks and functions.
Additional fees and charges									
LEP amendments (major and minor)	COST	300.00	Exempt	300.00	310.00	Exempt	310.00	per hour	*Applies to any unforeseen tasks and functions.
Consultants engaged by Council	COST	At cost plus 10% administration charge			At cost plus 10% administration charge	10.0%	At cost plus 10% administration charge plus 10.0% GST	per hour	Independent advice to Council provided by specialists

Fees and Charges 2022/23

Fee / Charge	Pricing Policy Ref.	2021/22 Fee / Charge excl. GST	2021/22 GST	2021/22 Fee / Charge incl. GST	2022/23 Fee / Charge excl. GST	2022/23 GST	2022/23 Fee / Charge incl. GST	Fee Unit Rate	Supplementary Information
PRESCHOOL									
2022 Preschool fee- children aged 4 by 31 July 2022 (up to)	COST	70.00	Exempt	70.00	72.00	Exempt	72.00	per day per child	Fee for 2022 Calendar Year.
2023 Preschool fee- children aged 4 by 31 July 2023 (up to)	COST	70.00	Exempt	70.00	72.00	Exempt	72.00	per day per child	Fee for 2023 Calendar Year.
2022 Preschool fee- children aged 4 after 31 July 2022 (up to)	COST	88.00	Exempt	88.00	90.00	Exempt	90.00	per day per child	Fee for 2022 Calendar Year.
2023 Preschool fee- children aged 4 after 31 July 2023 (up to)	COST	88.00	Exempt	88.00	90.00	Exempt	90.00	per day per child	Fee for 2023 Calendar Year.
2022 Preschool fee- reduced rate for eligible families (up to)	COST	15.00	Exempt	15.00	15.00	Exempt	15.00	per day per child	Fee for 2022 Calendar Year.
2023 Preschool fee- reduced rate for eligible families (up to)	COST	15.00	Exempt	15.00	15.00	Exempt	15.00	per day per child	Fee for 2023 Calendar Year.
Entertainment Fee- 2022	COST	40.91	4.09	45.00	41.82	4.18	46.00	per day per child	Fee for 2022 Calendar Year.
Entertainment Fee- 2023	COST	40.91	4.09	45.00	41.82	4.18	46.00	per day per child	Fee for 2023 Calendar Year.
Wait List Fee- 2022	COST	45.45	4.55	50.00	46.36	4.64	51.00	per child	Fee for 2022 Calendar Year.
Wait List Fee- 2023	COST	45.45	4.55	50.00	46.36	4.64	51.00	per child	Fee for 2023 Calendar Year.
Excursions- 2022 (up to)	COST	22.73	2.27	25.00	23.64	2.36	26.00	per excursion	Fee for 2022 Calendar Year.
Excursions- 2023 (up to)	COST	22.73	2.27	25.00	23.64	2.36	26.00	per excursion	Fee for 2023 Calendar Year.
Hats- 2022	COST	20.00	2	22.00	20.91	2.09	23.00	per hat	Fee for 2022 Calendar Year.
Hats- 2023	COST	20.00	2	22.00	20.91	2.09	23.00	per hat	Fee for 2023 Calendar Year.
Bond- 2022		300.00	Exempt	300.00	300.00	Exempt	300.00	booking	Fee for 2022 Calendar Year- refundable for starters at end of attendance with adequate notice/non-refundable for non-starters.
Bond- 2023		300.00	Exempt	300.00	300.00	Exempt	300.00	booking	Fee for 2023 Calendar Year- refundable for starters at end of attendance with adequate notice/non-refundable for non-starters.

Fees and Charges 2022/23

Fee / Charge	Pricing Policy Ref.	2021/22 Fee / Charge excl. GST	2021/22 GST	2021/22 Fee / Charge incl. GST	2022/23 Fee / Charge excl. GST	2022/23 GST	2022/23 Fee / Charge incl. GST	Fee Unit Rate	Supplementary Information
2022 and 2023 Enrolment Fee (non-refundable)	COST	90.91	9.09	100.00	95.45	9.55	105.00	per child	Fee for 2022 and 2023 for new children only
Late Fee- 2022 calendar year- per 15 minutes or part thereof	COST	22.73	2.27	25.00	25.50	Exempt	25.50	Each 15 minutes or part thereof	Fee for 2022 Calendar Year.
Late Fee- 2023 calendar year- per 15 minutes or part thereof	COST	22.73	2.27	25.00	25.50	Exempt	25.50	Each 15 minutes or part thereof	Fee for 2023 Calendar year
ROADS AND FOOTPATHS									
Deposit Administration Fee	COST	208.00	Exempt	208.00	215.00	EXEMPT	215.00	per deposit	
NOTE: for large restorations a further discounted restoration fee may be negotiated with Council's Manager Civil Operations									
Road and Footpath Restoration									
Road Opening Administration Fee for restorations to be carried out by Utility Authorities or their nominated contractors	FCR	123.96	Exempt	123.96	134.90	Exempt	134.90		\$134.90 per restoration up to 10m2 plus \$10.00 per 1m2 thereafter.
Road Opening Permit Administration Fee for restorations to be carried out by Council or its contractors	FCR	372.86	Exempt	372.86	380.32	Exempt	380.32	per permit	Equivalent to 1.5 hours processing time including 3 inspections (at \$210.21 per hour) plus application fee of \$65.00. Additional charges at \$210.21 per hour or part hour for inspection and supervision in excess of 1.5 hours. Minimum charge is the Permit Administration Fee plus restoration charge (below) for 1m2 of the surface type to be opened.
Restorations Charges (m2) - see below:									
Road Pavements: 10% discount >50m2									
Road Pavements									

Fees and Charges 2022/23

Fee / Charge	Pricing Policy Ref.	2021/22 Fee / Charge excl. GST	2021/22 GST	2021/22 Fee / Charge incl. GST	2022/23 Fee / Charge excl. GST	2022/23 GST	2022/23 Fee / Charge incl. GST	Fee Unit Rate	Supplementary Information
Asphalt (50mm) on Concrete base (200mm) [Dowelled and Reinforced] (m2)	FCR	817.68	Exempt	817.68	752.55	Exempt	752.55	per square metre	Includes all required traffic control and site establishment costs. Includes excavation, removal and disposal of waste to an approved tip, place min. 100mm DGB 20 over existing sub grade to construct 200mm thick reinforced (SL82) 40 MPa concrete slab with 16mm dowel expansion/construction joints, Supply and lay 30mm AC10 as specified including application of tack coat.
Asphaltic concrete on road base (m2) wearing course only 50mm AC 10	FCR	358.10	Exempt	358.10	490.80	Exempt	490.80	per square metre	Includes all required traffic control and site establishment costs. Saw cut or mill to min depth 50mm. compact subgrade, supply and compact road base (DGB 20) and 50mm AC 10 or AC14 as specified.
Concrete 200mm[dowelled and reinforced] (m2)	FCR	609.74	Exempt	609.74	623.60	Exempt	623.60	per square metre	Includes all required traffic control and site establishment costs. Includes excavation, removal and disposal of waste to an approved tip, place min. 100mm DGB 20 over existing sub grade to construct 200mm thick reinforced (SL82) 40 MPa concrete slab with 16mm dowel expansion/construction joints.
Footpaths: 10% discount>50m2									
Asphalt 50mm on 75mm concrete base(m2)	FCR	391.52	Exempt	391.52	580.80	Exempt	580.80	per square metre	Includes excavation, removal and disposal of waste to an approved tip, place min. 50mm DGB 20 over existing base and placement of mastic joints. 75 mm thick with 20MPa concrete and 40mm AC5 surface.
Asphalt 25mm on road base (m2)	FCR	210.19	Exempt	210.19	301.95	Exempt	301.95	per square metre	Saw cut or mill to min depth 40mm. Excavate dispose of material by Contractor's plant to a tip site arranged by the Contractor, compact sub grade, supply and compact base layer (DGB 20) and 40mm AC5 surface.

Fees and Charges 2022/23

Fee / Charge	Pricing Policy Ref.	2021/22 Fee / Charge excl. GST	2021/22 GST	2021/22 Fee / Charge incl. GST	2022/23 Fee / Charge excl. GST	2022/23 GST	2022/23 Fee / Charge incl. GST	Fee Unit Rate	Supplementary Information
Concrete 75mm (m2)	FCR	230.99	Exempt	230.99	343.75	Exempt	343.75	per square metre	Includes excavation, removal and disposal of waste to an approved tip, place min. 50mm DGB 20 over existing base and placement of mastic joints. 75 mm thick with 20MPa concrete and broom finish.
Concrete 75mm (m2) Paddington Mix Concrete	FCR	387.10	Exempt	387.10	481.45	Exempt	481.45	per square metre	Concrete footpaths in the Paddington Heritage DCP area must be restored using Paddington Mix washed concrete finish. Includes excavation, removal and disposal of waste to an approved tip, place min. 50mm DGB 20 over existing base and placement of mastic joints. 75 mm thick "Paddington Mix Concrete" washed finished with 20MPa concrete.
Pavers 25mm sand bedding and 100mm DGB 20 (m2)	FCR	416.90	Exempt	416.90	454.60	Exempt	454.60	per square metre	An additional cost will be charged for the supply of replacement paving at cost. Includes delivery of pavers to site from Council Depot. Excavate, remove spoil to an approved tip by Contractor's plant, supply and place sand bed to depth of 35 mm, Work as per pattern drawing supplied by the Council, or to a nominated existing pattern, and fill gaps with Sydney sand (supplied by the contractor).
Pavers on 25mm sand bedding and Concrete Basecourse (m2)	FCR	424.98	Exempt	424.98	842.15	Exempt	842.15	per square metre	An additional cost will be charged for the supply of replacement paving at cost. Reconstruct the concrete base (100mm thick) and dowel to existing with 16mm diameter hot dipped galvanised dowels x 400mm long at 1000mm centres. Includes delivery to site from Council Depot by Contractor. Supply and place cement sand bed to depth of 20mm, Work as per pattern drawing supplied by the Council, or to a nominated existing pattern and fill gaps with cement/sand mix. Supply of 20 MPa concrete, dowels, cement/sand mix, and mastic joint by contractor.

Fees and Charges 2022/23

Fee / Charge	Pricing Policy Ref.	2021/22 Fee / Charge excl. GST	2021/22 GST	2021/22 Fee / Charge incl. GST	2022/23 Fee / Charge excl. GST	2022/23 GST	2022/23 Fee / Charge incl. GST	Fee Unit Rate	Supplementary Information
Kerb Access Ramp (0.6m wings) Black Oxide Concrete	FCR	1,768.54	Exempt	1,768.54	2,161.90	Exempt	2,161.90	per item	Price to restore kerb access ramp to meet required Australian Standard. Includes excavation, removal and disposal of waste to an approved tip, place min. 50mm DGB 20 over existing base and placement of mastic joints. All materials including 20 Mpa black oxide coloured concrete.
Kerb Access Ramp (1.2m wings) Black Oxide Concrete	FCR	2,066.03	Exempt	2,066.03	2,161.90	Exempt	2,161.90	per item	Price to restore kerb access ramp to meet required Australian Standard. Includes excavation, removal and disposal of waste to an approved tip, place min. 50mm DGB 20 over existing base and placement of mastic joints. All materials including 20 Mpa black oxide coloured concrete.
Grass verge- including approved turf and soil (m2)	FCR	63.58	Exempt	63.58	116.55	Exempt	116.55	per square metre	Includes establishment and maintenance as per Councils specification. 3 months of watering to establish. Establish grass verge matching the existing adjacent species.
Vehicular Driveways: 10% discount>50m2									
Concrete residential driveway (100mm) (m2)	FCR	248.31	Exempt	248.31	486.65	Exempt	486.65	per square metre	Includes all required traffic control and site establishment costs. Includes excavation, removal and disposal of waste to an approved tip, place min. 100mm DGB 20 over existing base and placement of mastic joints. All materials shall be supplied by the Contractor. 100 mm thick residential driveway with 32 MPa concrete and broom finish.
Concrete commercial driveway (150mm reinforced) (m2)	FCR	349.97	Exempt	349.97	587.05	Exempt	587.05	per square metre	Includes all required traffic control and site establishment costs. Includes excavation, removal and disposal of waste to an approved tip, place min. 100mm DGB 20 over existing base and placement of mastic joints. All materials shall be supplied by the Contractor. 150 mm thick with one (1) layer of SL72 fabric (heavy duty driveways only) with 32MPa concrete and broom finish.

Fees and Charges 2022/23

Fee / Charge	Pricing Policy Ref.	2021/22 Fee / Charge excl. GST	2021/22 GST	2021/22 Fee / Charge incl. GST	2022/23 Fee / Charge excl. GST	2022/23 GST	2022/23 Fee / Charge incl. GST	Fee Unit Rate	Supplementary Information
Asphalt driveway includes concrete base (125mm) (m2)	FCR	354.60	Exempt	354.60	361.69	Exempt	361.69	per square metre	Includes all required traffic control and site establishment costs. Includes excavation, removal and disposal of waste to an approved tip, place min. 100mm DGB 20 over existing base and placement of mastic joints. All materials shall be supplied by the Contractor. 100 mm thick residential driveway with 32 MPa concrete with AC10 wearing course surface.
OtherWorks: 10% discount>50m2 or >50m									
Concrete kerb & gutter or Driveway Layback (lineal m)	FCR	391.52	Exempt	391.52	445.30	Exempt	445.30	Lineal m	Includes saw cutting road, excavation, removal and disposal of waste to an approved tip, place min. 100mm 5MPa concrete lean-mix sub-base over existing sub grade, placement of mastic joints, laybacks, and connect house stormwater outlets (min. 1m length of 90mm UPVC/connection). All materials including 25Mpa concrete, cement/sand slurry, mastic joints and stormwater outlets shall be supplied by Contractor. The rate includes laybacks and restoration of the adjoining road pavement matching the existing road pavement material.
Kerb only (lineal m) or Gutter only (lineal m)	FCR	281.74	Exempt	281.74	338.60	Exempt	338.60	Lineal m	Includes saw cutting road, excavation, removal and disposal of waste to an approved tip, place min. 100mm 5MPa concrete lean-mix sub-base over existing sub grade, placement of mastic joints, laybacks, and connect house stormwater outlets (min. 1m length of 90mm UPVC/connection). All materials including 25Mpa concrete, cement/sand slurry, mastic joints and stormwater outlets shall be supplied by Contractor. The rate includes laybacks and restoration of the adjoining road pavement matching the existing road pavement material.

Fees and Charges 2022/23

Fee / Charge	Pricing Policy Ref.	2021/22 Fee / Charge excl. GST	2021/22 GST	2021/22 Fee / Charge incl. GST	2022/23 Fee / Charge excl. GST	2022/23 GST	2022/23 Fee / Charge incl. GST	Fee Unit Rate	Supplementary Information
Concrete Dish Crossings (lineal m)	FCR	531.30	Exempt	531.30	541.62	Exempt	541.62	Lineal m	Includes saw cutting road, excavation, removal and disposal of waste to an approved tip, place min. 100mm 5MPa concrete lean-mix sub-base over existing sub grade, placement of mastic joints, restoration of adjacent road pavement matching the existing road pavement material, Supply of SL82 mesh, 200mm thick concrete, and 40 MPa @ 28 days concrete.
Kerb outlet (100mm pipe) (item)	FCR	251.80	Exempt	251.80	256.84	Exempt	256.84	per item	For non standard pit sizes or different sized lintels and all other stormwater pipe connections Council will provide a cost estimate. Excavate (in all materials able to be excavated with a hydraulic excavator) with maximum depth to invert of proposed pipe of 1.2m, haulage & disposal of excavated material, supply & lay UPVC, supply and compact all backfill (sand to within 300mm finished surface and then 250mm DGB 20-recycled), and temporary surface restoration with cold mix. Final restoration to use relevant rates.
Gully Pits Inlets (item)	FCR	5,240.86	Exempt	5,240.86	5,345.68	Exempt	5,345.68	per item	For non standard pit sizes or different sized lintels and all other stormwater pipe connections Council will provide a cost estimate. Including inlet channel, supply & place lintel and grate (Class C), pour 1m kerb and gutter either end of lintel & around grate. 25 MPa concrete shall be supplied by Contractor. Construction of a new kerb inlet pit, Price is valid for a pit up to 1.8m deep, price for pits of greater depth shall be negotiated.
Saw Cutting (lineal m) - up to 75mm thick	FCR	63.58	Exempt	63.58	64.85	Exempt	64.85	Lineal m	Includes establishment fee.
Saw Cutting greater than 75mm thick	FCR	84.27	Exempt	84.27	85.96	Exempt	85.96	Lineal m	Includes establishment fee.
Infrastructure security deposit									Depending on the circumstances a security deposit equal to the estimated value of the works may be required.

Fees and Charges 2022/23

Fee / Charge	Pricing Policy Ref.	2021/22 Fee / Charge excl. GST	2021/22 GST	2021/22 Fee / Charge incl. GST	2022/23 Fee / Charge excl. GST	2022/23 GST	2022/23 Fee / Charge incl. GST	Fee Unit Rate	Supplementary Information
Construction Management Plan Review									
Application & Processing Fee	FCR	637.00	Exempt	637.00	650.00	Exempt	650.00	per application	
Additional Assessment and/or Review	FCR	212.00	Exempt	212.00	217.00	Exempt	217.00	per hour	
Resubmission Fee	FCR	424.00	Exempt	424.00	433.00	Exempt	433.00	per resubmitted application	
Fast Track Application Fee (<2 weeks notice given)	FCR	424.00	Exempt	424.00	460.00	Exempt	460.00	per fast track application	
Works in Roadways (including driveways)									
Road and footpath levels									
Application & Processing Fee	COST	494.00	Exempt	494.00	615.00	Exempt	615.00	per application	
Additional Inspection and/or Processing	COST	212.00	Exempt	212.00	350.00	Exempt	350.00	per additional inspection/processing needed	
Damage Security Deposit									
Security Deposit for damage to Council infrastructure resulting from development, including Complying Development Certificates. Works up to \$50,000		2,574.00	Exempt	2,574.00	2,626.00	Exempt	2,626.00	per deposit	Refundable following reinstatement of road assets to Council's satisfaction.
Security Deposit for damage to Council infrastructure resulting from development, including Complying Development Certificates. Works \$50,000- \$100,000		5,147.00	Exempt	5,147.00	5,250.00	Exempt	5,250.00	per deposit	Refundable following reinstatement of road assets to Council's satisfaction.

Fees and Charges 2022/23

Fee / Charge	Pricing Policy Ref.	2021/22 Fee / Charge excl. GST	2021/22 GST	2021/22 Fee / Charge incl. GST	2022/23 Fee / Charge excl. GST	2022/23 GST	2022/23 Fee / Charge incl. GST	Fee Unit Rate	Supplementary Information
Security Deposit for damage to Council infrastructure resulting from development, including Complying Development Certificates. Works over \$100,000		\$4,802 plus \$234 per \$10,000 estimated cost	Exempt	\$4,802 plus \$234 per \$10,000 estimated cost	\$4,802 plus \$234 per \$10,000 estimated cost	Exempt	\$4,802 plus \$234 per \$10,000 estimated cost	per deposit	Refundable following reinstatement of road assets to Council's satisfaction.
Damage Security Deposit/ Bond- Street Name Inlay Preservation		2,060.00	Exempt	2,060.00	2,101.00	Exempt	2,101.00	per application	Refundable following completion of works and no damage to existing Street Name Inlays to Council's satisfaction. Bond will not be returned should Council's Street Name Inlays be damaged and funds will be used for repair/ reinstatement.
Sec 138 damage/ infrastructure bond		\$5,000 to \$15,000 variable			\$5,000 to \$15,000 variable			per driveway	Refundable following appropriate driveway works.
Construction Management Plans									
Application & Processing Fee	COST	449.09	44.91	494.00	559.09	55.91	615.00	per application	
Additional Inspection and/or Processing	COST	192.73	19.27	212.00	318.18	31.82	350.00	per hour	
Modification or extension of a Section 138 Road Act Approval	COST	424.00	Exempt	424.00	433.00	Exempt	433.00	per modification or extension application	
Damage Security Deposit. Works up to \$50,000		2,574.00	Exempt	2,574.00	2,626.00	Exempt	2,626.00	per deposit	Refundable following reinstatement of road assets to Council's satisfaction.
Damage Security Deposit. Works \$50,000- \$100,000		5,147.00	Exempt	5,147.00	5,250.00	Exempt	5,250.00	per deposit	Refundable following reinstatement of road assets to Council's satisfaction.
Damage Security Deposit. Works over \$100,000			Exempt		7,876.00	Exempt	7,876.00	per deposit	Refundable following reinstatement of road assets to Council's satisfaction.
Stand Plant on roadway									

Fees and Charges 2022/23

Fee / Charge	Pricing Policy Ref.	2021/22 Fee / Charge excl. GST	2021/22 GST	2021/22 Fee / Charge incl. GST	2022/23 Fee / Charge excl. GST	2022/23 GST	2022/23 Fee / Charge incl. GST	Fee Unit Rate	Supplementary Information
Permit to Stand Plant- per day	FCR	500.00	Exempt	500.00	510.00	Exempt	510.00	per day	
Permit to Stand Plant- per day or part day fee	FCR	500.00	Exempt	500.00	510.00	Exempt	510.00	per day	
Fast Track Application Fee (<48 hours notice given)	FCR	424.00	Exempt	424.00	550.00	Exempt	550.00	per fast track application	Additional fee (on top of Permit to Stand Plant fee) to fast track application with less than 48 hours notice given. Equivalent to 2 hours processing time (at \$275 per hour). Any additional time to be charged at \$275 per hour.
Consecutive day- per day or part day	FCR	212.00	Exempt	212.00	330.00	Exempt	330.00	per day or part day	
Metered parking bay (additional)	FCR	103.00	Exempt	103.00	150.00	Exempt	150.00	per space per day or part day if not available to public	
Change of date fee	FCR	212.00	Exempt	212.00	330.00	Exempt	330.00	per date change	
Temporary road closure (>48 hours notice given) in conjunction with stand plant (additional)	FCR	212.00	Exempt	212.00	974.00	Exempt	974.00	per application	
Temporary road closure (<48 hours notice given) in conjunction with stand plant (additional)	FCR	424.00	Exempt	424.00	550.00	Exempt	550.00	per fast track application	
Application to carry out activities in a Public Road	FCR	387.00	Exempt	387.00	615.00	Exempt	615.00	per day	
Application processing fee for works on roadways and Council property requiring Roads Act approval, including footpaths, driveway crossings, stormwater, kerb and gutter and retaining walls.	COST	494.00	Exempt	494.00	615.00	Exempt	615.00	per application	

Fees and Charges 2022/23

Fee / Charge	Pricing Policy Ref.	2021/22 Fee / Charge excl. GST	2021/22 GST	2021/22 Fee / Charge incl. GST	2022/23 Fee / Charge excl. GST	2022/23 GST	2022/23 Fee / Charge incl. GST	Fee Unit Rate	Supplementary Information
Additional Inspection and/or Processing	COST	212.00	Exempt	212.00	350.00	Exempt	350.00	per additional inspection or processing needed	
Fast Track Application Fee for works on roadways and Council property requiring Roads Act approval, including footpaths, driveway crossings, stormwater, kerb and gutter and retaining walls (<5 working days notice given).	COST	920.00	Exempt	920.00	1,230.00	Exempt	1,230.00	per fast track application	
ROCK ANCHORS									
Application & Processing Fee	FCR	494.00	Exempt	494.00	615.00	Exempt	615.00	per application	
Temporary Rock Anchor- Non Refundable Damage Deposit	COST	872.00	Exempt	872.00	890.00	Exempt	890.00	per anchor	
Performance Security Deposit- Refundable		6,214.00	Exempt	6,214.00	6,339.00	Exempt	6,339.00	per anchor	Refundable following removal of Temporary Rock Anchor and reinstatement of road assets to Council's satisfaction. Minimum bond \$50,000.
STORMWATER CONNECTION									
Stormwater Connection									
NEW FEE- Application & Processing Fee	FCR				770.00	Exempt	770.00	per application	NEW FEE. Section 68B of the Local Government Act
NEW FEE- Additional Inspection and/or Processing	FCR				350.00	Exempt	350.00	per amendment	NEW FEE. Section 68B of the Local Government Act
STORMWATER MANAGEMENT CHARGE									
Single residential dwelling	ST	25.00	Exempt	25.00	25.00	Exempt	25.00		
Residential strata unit	ST	12.50	Exempt	12.50	12.50	Exempt	12.50		
Business strata	ST	5.00	Exempt	5.00	5.00	Exempt	5.00		

Fees and Charges 2022/23

Fee / Charge	Pricing Policy Ref.	2021/22 Fee / Charge excl. GST	2021/22 GST	2021/22 Fee / Charge incl. GST	2022/23 Fee / Charge excl. GST	2022/23 GST	2022/23 Fee / Charge incl. GST	Fee Unit Rate	Supplementary Information
Business properties	ST	\$25.00 plus \$25.00 for each 350 square metres (or part thereof) above 350 square metres in land area	Exempt	\$25.00 plus \$25.00 for each 350 square metres (or part thereof) above 350 square metres in land area	\$25.00 plus \$25.00 for each 350 square metres (or part thereof) above 350 square metres in land area	Exempt	\$25.00 plus \$25.00 for each 350 square metres (or part thereof) above 350 square metres in land area		
SWIMMING POOLS									
Swimming Pool Act- Exemption Application (Sections 22 & Clause 13)	ST	250.00	Exempt	250.00	250.00	EXEMPT	250.00	per application or certificate	Statutory maximum fee as per Clause 13 of the Swimming Pools Regulation 2018.
Swimming Pool Inspections									
First Inspection	ST	150.00	Exempt	150.00	150.00	EXEMPT	150.00	per inspection	Maximum fee permissible pursuant to Clause 19 of the Swimming Pools Regulation 2018.
Second and subsequent Inspections	ST	100.00	Exempt	100.00	100.00	EXEMPT	100.00	per inspection	Maximum fee permissible pursuant to Clause 19 of the Swimming Pools Regulation 2018.
Swimming Pool Registration fee	ST	10.00	Exempt	10.00	10.00	EXEMPT	10.00	per pool	Pursuant to Clause 25 of the Swimming Pools Regulation 2018, the maximum fee that can be charged for recording a pool on the Swimming Pool Register on behalf of the pool owner.
TRAFFIC AND PARKING									
Traffic Signs & Lines Requests									
Installation of clearance linemarking to driveway	COST	171.00	Exempt	171.00	205.00	Exempt	205.00	per driveway	
Installation of parking signs (at applicant's request and expense)	COST	228.00	Exempt	228.00	233.00	Exempt	233.00	per sign	

Fees and Charges 2022/23

Fee / Charge	Pricing Policy Ref.	2021/22 Fee / Charge excl. GST	2021/22 GST	2021/22 Fee / Charge incl. GST	2022/23 Fee / Charge excl. GST	2022/23 GST	2022/23 Fee / Charge incl. GST	Fee Unit Rate	Supplementary Information
Disabled Parking - late renewal fee	COST	106.00	Exempt	106.00	106.00	Exempt	106.00	per application	Renewal may be applied for free of charge one month before the end of the 12 month period. The fee will be charged if renewal is applied for after this. This charge relates to actual costs and additional administration costs involved. Signs will be removed when no renewal is applied for.
Work Zone									
Application Fee	COST	432.00	Exempt	432.00	440.00	Exempt	440.00	per application	
Weekly occupation fee- residential	FCR	75.00	Exempt	75.00	77.00	Exempt	77.00	per metre of kerbside per week	In residential areas. (Minimum 6 metres).
Weekly occupation fee- residential. Angle Parking rate	FCR	140.00	Exempt	140.00	143.00	Exempt	143.00	per metre of kerbside per week	In residential areas. Equivalent square metre rate for angle parking.
Weekly occupation fee- non-residential. Parallel Parking rate	FCR	100.00	Exempt	100.00	102.00	Exempt	102.00	per metre of kerbside per week	In non-residential areas.
Weekly occupation fee- non-residential. Angle Parking rate	FCR	200.00	Exempt	200.00	204.00	Exempt	204.00	per metre of kerbside per week	In non-residential areas. Equivalent square metre rate for angle parking.
Weekly occupation fee- non-residential in area with parking meters (Parking Meter Fee 1). Parallel Parking rate.	FCR	150.00	Exempt	150.00	153.00	Exempt	153.00	per metre of kerbside per week	Based on non-residential fee plus compensation for loss of meter revenue in Parking Meter Fee 1 areas.
Weekly occupation fee- non-residential in area with parking meters (Parking Meter Fee 1). Angle Parking rate.	FCR	263.00	Exempt	263.00	269.00	Exempt	269.00	per metre of kerbside per week	Based on non-residential fee plus compensation for loss of meter revenue in Parking Meter Fee 1 areas. Equivalent square metre rate for angle parking.
Weekly occupation fee- non-residential in area with parking meters (Parking Meter Fee 2). Parallel Parking rate.	FCR	121.00	Exempt	121.00	124.00	Exempt	124.00	per metre of kerbside per week	Based on non-residential fee plus compensation for loss of meter revenue in Parking Meter Fee 2 areas.

Fees and Charges 2022/23

Fee / Charge	Pricing Policy Ref.	2021/22 Fee / Charge excl. GST	2021/22 GST	2021/22 Fee / Charge incl. GST	2022/23 Fee / Charge excl. GST	2022/23 GST	2022/23 Fee / Charge incl. GST	Fee Unit Rate	Supplementary Information
Weekly occupation fee- non-residential in area with parking meters (Parking Meter Fee 2). Angle Parking rate.	FCR	245.00	Exempt	245.00	250.00	Exempt	250.00	per metre of kerbside per week	Based on non-residential fee plus compensation for loss of meter revenue in Parking Meter Fee 2 areas. Equivalent square metre rate for angle parking.
Alteration/Reinstatement of signage	COST	227.00	Exempt	227.00	233.00	Exempt	233.00	per sign	Charge based on alteration to signs at the request of the applicant or as a result of reactivation of expired Work Zone.
Heavy Vehicle Route Assessment									
Application & Processing Fee	FCR	72.00	Exempt	72.00	265.00	Exempt	265.00	per application	Heavy Vehicle National Law means that Council may have to undertake heavy vehicle route assessments.
Special Events & Road Closures									
Traffic Management Plan Review	FCR	424.00	Exempt	424.00	460.00	Exempt	460.00	per TMP review	
Additional Assessment & / or Review	FCR	424.00	Exempt	212.00	230.00	Exempt	230.00	per hour	
Fast Track Application Fee (<48 hours notice given)	FCR	212.00	Exempt	212.00	460.00	Exempt	460.00	per fast track application	
Bond		\$500.00 to \$20,000.00	Exempt	\$500.00 to \$20,000.00	\$500.00 to \$20,000.00	Exempt	\$500.00 to \$20,000.00	per event	Refundable Bond against damage to Council assets required at Council's discretion depending on the category location and extent of the event.
Resident Parking Permits									
1st Permit	COST	65.50	Exempt	65.50	70.00	Exempt	70.00		
1st Permit (Pensioner Price)	SUB	29.00	Exempt	29.00	30.00	Exempt	30.00		
2nd Permit	COST	180.00	Exempt	180.00	190.00	Exempt	190.00		
2nd Permit (Pensioner Price)	SUB	74.50	Exempt	74.50	78.00	Exempt	78.00		
Replacement Permit	COST	28.00	Exempt	28.00	30.00	Exempt	30.00		

Fees and Charges 2022/23

Fee / Charge	Pricing Policy Ref.	2021/22 Fee / Charge excl. GST	2021/22 GST	2021/22 Fee / Charge incl. GST	2022/23 Fee / Charge excl. GST	2022/23 GST	2022/23 Fee / Charge incl. GST	Fee Unit Rate	Supplementary Information
Parking Meters									
Parking Meter Fee- Central areas Oxford Street Paddington and Double Bay Commercial Centre	FCR	4.82	0.48	5.30	5.55	0.55	6.10	per hour	Standard Fee.
Parking Meter Fee- Outer areas Oxford Street Paddington and Double Bay Commercial Centre	FCR	4.09	0.41	4.50	4.73	0.47	5.20	per hour	Reduced fee for some of the lesser used parking spaces in both Double Bay and Paddington.
Visitor Parking Permits									
Pack of five (5) permits	COST	16.5	Exempt	16.50	17.50	Exempt	17.50		
Pack of ten (10) permits	COST	33	Exempt	33.00	35.00	Exempt	35.00		
Pack of twenty five (25) permits	COST	80.5	Exempt	80.50	85.00	Exempt	85.00		
Car Share Parking Permits									
Car Share Parking Permit	COST	442	Exempt	442.00	460.00	Exempt	460.00	per year	
Car Share Parking Permit- low emission vehicle	SUB	225	Exempt	225.00	230.00	Exempt	230.00	per year	
Car Share Parking Permit- electric vehicle	SUB	66	Exempt	66.00	68.00	Exempt	68.00	per year	
Electric Vehicle Charging									
2.00pm- 8.00pm, Monday to Friday	SUB	0.23	0.02	0.25	0.23	0.02	0.25	per kWh	
7.00am- 2:00pm and 8.00pm- 10:00pm, Monday to Friday	SUB	0.14	0.01	0.15	0.14	0.01	0.15	per kWh	
All other times	SUB	0.09	0.01	0.10	0.09	0.01	0.10	per kWh	

Fees and Charges 2022/23

Fee / Charge	Pricing Policy Ref.	2021/22 Fee / Charge excl. GST	2021/22 GST	2021/22 Fee / Charge incl. GST	2022/23 Fee / Charge excl. GST	2022/23 GST	2022/23 Fee / Charge incl. GST	Fee Unit Rate	Supplementary Information
TREES									
Tree - View or Solar Access Pruning Request									
Application for View or Solar Access Pruning	COST	260	Exempt	270.00	350.00	Exempt	350.00	per application	
Request for View or Solar Access Pruning	COST	Cost			Cost	10.0%	Cost plus 10.0% GST	As per contractors quote	The contractors quote will be specific for each job and may require different teams, equipment and traffic control depending on the location and complexity.
Vegetation encroaching on public access									
Fee for pruning	FCR	290.00	Exempt	290.00	290.36	25.04	275.40	As per contractor quotation	Applies if a property owner does not prune encroaching vegetation on request by Council
Tree Preservation Order (TPO) Application									
Application for Pruning or Removal- 1 tree	SUB	80.00	Exempt	80.00	81.60	Exempt	81.60	1 Tree	
Application for Pruning or Removal- Additional Tree(s)	SUB	30.00	Exempt	30.00	30.60	Exempt	30.60	Per additional tree	Fee charged for each consecutive tree inspected.
Request for review of TPO Determination	SUB	50% of the original Application Fee	Exempt	50% of the original Application Fee		Exempt			
Tree Inspection	FCR	217.00	Exempt	217.00	221.34	Exempt	221.34	per inspection	
USE OF FOOTWAYS									
Footway Dining Application Fee (Section 125 Roads Act 1993)	FCR	350.00	Exempt	350.00	357.00	Exempt	357.00	per application	

Fees and Charges 2022/23

Fee / Charge	Pricing Policy Ref.	2021/22 Fee / Charge excl. GST	2021/22 GST	2021/22 Fee / Charge incl. GST	2022/23 Fee / Charge excl. GST	2022/23 GST	2022/23 Fee / Charge incl. GST	Fee Unit Rate	Supplementary Information
NEW FEE- Footway Dining Approval Renewal Fee (Section 125 Roads Act 1993)	FCR				250.00	Exempt	250.00	per application	NEW FEE
Display of Goods on Footpath - Application Fee (Section 68 Local Government Act 1993)	FCR	175.00	Exempt	175.00	178.50	Exempt	178.50	per application	
NEW FEE- Display of Goods on Footpath- Renewal Application Fee (Section 68 Local Government Act 1993)					134.00	Exempt	134.00	per application	NEW FEE
Rent for Footway Dining (Precinct 1)	FCR	750.00	Exempt	750.00	765.00	Exempt	765.00	per square metre	Precinct 1 applies to significant outdoor dining areas such as Double Bay, Five Ways Paddington, Rose Bay (excluding Old South Head Road), Vaucluse, Woollahra and Watsons Bay (excluding the promenade); Businesses operating on footway between 7am to 12pm only will be charged 50% per annum rent
Rent for Footway Dining (Precinct 2)	FCR	650.00	Exempt	650.00	663.00	Exempt	663.00	per square metre	Precinct 2 applies to less significant outdoor dining areas such as Bellevue Hill, Darling Point, Edgecliff, Paddington (excluding Five Ways), Rushcutters Bay and Old South Head Road; Businesses operating on footway between 7am to 12pm only will be charged 50% per annum rent
Rent for Footway Dining (Precinct 3)	FCR	1,000.00	Exempt	1,000.00	1,020.00	Exempt	1,020.00	per square metre	Precinct 3 applies to Watsons Bay promenade; Businesses operating on footway between 7am to 12pm only will be charged 50% per annum rent
Rent for Display of Goods	FCR	rent based on commercial centre sqm rate	Exempt	rent based on commercial centre sqm rate	rent based on commercial centre sqm rate	Exempt	rent based on commercial centre sqm rate	per square metre	Darling Point, Bellevue Hill and Vaucluse \$250; Paddington \$250; Edgecliff \$250; Rose Bay \$250; Watsons Bay and Woollahra \$250; Double Bay \$300 (All rates per square metre excluding GST)
Lease/Licence to occupy unused roadway (Section 153 Roads Act 1993) or land above or below a road (Section 149)- Application fee under Section 223	FCR	831.82	83.18	915.00	1,022.73	102.27	1,125.00	per application	A Minimum fee increased for FCR estimated time is 15hrs per application- new fee \$1,125

Fees and Charges 2022/23

Fee / Charge	Pricing Policy Ref.	2021/22 Fee / Charge excl. GST	2021/22 GST	2021/22 Fee / Charge incl. GST	2022/23 Fee / Charge excl. GST	2022/23 GST	2022/23 Fee / Charge incl. GST	Fee Unit Rate	Supplementary Information
USE OF ROADWAY									
NEW FEE- Parklet Application Fee	FCR				357.00	Exempt	357.00	per application	NEW FEE
NEW FEE- Parklet Rent (Precinct 1)	FCR				765.00	Exempt	765.00	per square metre	NEW FEE. Precinct 1 applies to significant Parklet Rent areas such as Double Bay, Five Ways Paddington, Rose Bay (excluding Old South Head Road), Vaucluse, Woollahra and Watsons Bay (excluding the promenade)
NEW FEE- Parklet Rent (Precinct 2)	FCR				663.00	Exempt	663.00	per square metre	NEW FEE. Precinct 2 applies to less significant Parklet Rent areas such as Bellevue Hill, Darling Point, Edgecliff, Paddington (excluding Five Ways), Rushcutters Bay and Old South Head Road
NEW FEE- Parklet Rent (Precinct 3)	FCR				1,020.00	Exempt	1,020.00	per square metre	NEW FEE. Precinct 3 applies to Watsons Bay promenade

Fees and Charges 2022/23

Fee / Charge	Pricing Policy Ref.	2021/22 Fee / Charge excl. GST	2021/22 GST	2021/22 Fee / Charge incl. GST	2022/23 Fee / Charge excl. GST	2022/23 GST	2022/23 Fee / Charge incl. GST	Fee Unit Rate	Supplementary Information
VENUE HIRE									
Cross St Studio One									
Children's Party Session up to 3.5 hrs	FCR	134.55	13.45	148.00	137.27	13.73	151.00	per session	Maximum of 3.5 hours.
Community/Arts/Recreation- per hour	COST	35.45	3.55	39.00	36.36	3.64	40.00	per hour	Minimum of 2 hours.
Community/Arts/Recreation- per exercise session	COST	53.18	5.32	58.50	54.55	5.45	60.00	per session	Maximum of 1.5 hours.
Community/Arts/Recreation- per 6 hours	COST	141.82	14.18	156.00	145.45	14.55	160.00	per 6 hours	Maximum of 6 hours.
Community Group Not for Profit- per hour (min 2 hrs)	SUB	30.91	3.09	34.00	31.82	3.18	35.00	per hour	Minimum of 2 hours.
Community Group Not for Profit- per 6 hours	COST	123.64	12.36	136.00	127.27	12.73	140.00	per 6 hours	Maximum of 6 hours.
Drug and Alcohol Programs	SUB	14.09	1.41	15.50	14.55	1.45	16.00	per hour	Minimum 1.5 hours.
Private- per hour	FCR	89.09	8.91	98.00	90.91	9.09	100.00	per hour	Minimum of 2 hours.
Private- per 6 hours	FCR	356.36	35.64	392.00	363.64	36.36	400.00	per 6 hours	Maximum of 6 hours.
Additional cleaning-Weekdays	COST				At Cost	10.0%	At Cost plus 10.0% GST		Cleaning Mon- Fri
Additional cleaning- Saturday	COST				At Cost	10.0%	At Cost plus 10.0% GST		Cleaning Service Saturday
Additional cleaning-Sunday	COST				At Cost	10.0%	At Cost plus 10.0% GST		Cleaning Service Sunday
Bond		180.00	Exempt	180.00	180.00	Exempt	180.00		
Cancellation Fee	COST	54.55	5.45	60.00	54.55	5.45	60.00		

Fees and Charges 2022/23

Fee / Charge	Pricing Policy Ref.	2021/22 Fee / Charge excl. GST	2021/22 GST	2021/22 Fee / Charge incl. GST	2022/23 Fee / Charge excl. GST	2022/23 GST	2022/23 Fee / Charge incl. GST	Fee Unit Rate	Supplementary Information
Rose Bay Cottage									
Under 5 years Birthday Parties	COST	125.45	12.55	138.00	128.18	12.82	141.00	per session	
Community/Arts/Recreation - Per hour (min 2 hours)	COST	32.73	3.27	36.00	33.64	3.36	37.00	per hour	Maximum of 3.5 hours.
Community/Arts/Recreation - Per exercise session	SUB	49.09	4.91	54.00	50.45	5.05	55.50	per session	Minimum of 2 hours.
Community/Arts/Recreation - Per 6 hours	COST	130.91	13.09	144.00	134.55	13.45	148.00	per 6 hours	Maximum of 1.5 hours.
Community Group Not for Profit- Per hour (min 2 hours)	SUB	19.55	1.95	21.50	20.00	2	22.00	per hour	Maximum of 6 hours.
Community Group Not for Profit- Per 6 hours	SUB	78.18	7.82	86.00	80.00	8	88.00	per 6 hours	Minimum of 2 hours.
Playgroups- per hour	SUB	7.73	0.77	8.50	8.18	0.82	9.00	per hour	Maximum of 6 hours.
Drug and Alcohol Programs	SUB	14.09	1.41	15.50	14.55	1.45	16.00	per hour	Minimum of 2 hours.
Private- per hour	FCR	62.73	6.27	69.00	64.55	6.45	71.00	per hour	Minimum 1.5 hours.
Private- per 6 hours	FCR	250.91	25.09	276.00	258.18	25.82	284.00	per 6 hours	Minimum of 2 hours.
Additional cleaning-Weekdays	COST				At Cost	10.0%	At Cost plus 10.0% GST		Maximum of 6 hours.
Additional cleaning- Saturday	COST				At Cost	10.0%	At Cost plus 10.0% GST		Cleaning Mon- Fri
Additional cleaning- Sunday	COST				At Cost	10.0%	At Cost plus 10.0% GST		Cleaning Saturday
Bond		180.00	Exempt	180.00	180.00	Exempt	180.00		Cleaning Sunday
Cancellation Fee	COST	54.55	5.45	60.00	54.55	5.45	60.00		
Amusement Device less than 50m2	FCR	55.45	5.55	61.00	57.27	5.73	63.00	per session	With venue hire.

Fees and Charges 2022/23

Fee / Charge	Pricing Policy Ref.	2021/22 Fee / Charge excl. GST	2021/22 GST	2021/22 Fee / Charge incl. GST	2022/23 Fee / Charge excl. GST	2022/23 GST	2022/23 Fee / Charge incl. GST	Fee Unit Rate	Supplementary Information
Cooper Park Community Hall									
Children's Parties (under 12 years)	COST	147.27	14.73	162.00	150.91	15.09	166.00	per session	Maximum of 3.5 hours.
Community/Arts/Recreation - Per hour (min 2 hours)	COST	41.82	4.18	46.00	42.73	4.27	47.00	per hour	Minimum of 2 hours.
Community/Arts/Recreation - Per exercise session	COST	62.73	6.27	69.00	64.09	6.41	70.50	per session	Maximum of 1.5 hours.
Community/Arts/Recreation - Per 6 hours	COST	167.27	16.73	184.00	170.91	17.09	188.00	per 6 hours	Maximum of 6 hours.
Community Group Not for Profit- Per hour (min 2 hours)	SUB	34.55	3.45	38.00	35.45	3.55	39.00	per hour	Minimum of 2 hours.
Community Group Not for Profit- Per 6 hours	SUB	138.18	13.82	152.00	141.82	14.18	156.00	per 6 hours	Maximum of 6 hours.
Drug and Alcohol Programs	SUB	14.09	1.41	15.50	14.55	1.45	16.00	per hour	Minimum 1.5 hours.
Private- per hour (min 2 hrs)	FCR	102.73	10.27	113.00	105.45	10.55	116.00	per hour	Minimum of 2 hours.
Private- per 6 hours	FCR	410.91	41.09	452.00	421.82	42.18	464.00	per 6 hours	Maximum of 6 hours.
Additional Cleaning-Weekdays	COST				At Cost	10.0%	At Cost plus 10.0% GST		Cleaning Mon- Fri
Additional Cleaning- Saturday	COST				At Cost	10.0%	At Cost plus 10.0% GST		Cleaning Saturday
Additional Cleaning- Sunday	COST				At Cost	10.0%	At Cost plus 10.0% GST		Cleaning Sunday
Bond- Youth & Adult Parties		350.00	Exempt	350.00	350.00	Exempt	350.00		
Bond- Children's Parties & all other activities		180.00	Exempt	180.00	180.00	Exempt	180.00		
Cancellation Fee	COST	54.55	5.45	60.00	54.55	5.45	60.00		
Amusement Device less than 50m2	FCR	55.45	5.55	61.00	57.27	5.73	63.00	per session	With venue hire.

Fees and Charges 2022/23

Fee / Charge	Pricing Policy Ref.	2021/22 Fee / Charge excl. GST	2021/22 GST	2021/22 Fee / Charge incl. GST	2022/23 Fee / Charge excl. GST	2022/23 GST	2022/23 Fee / Charge incl. GST	Fee Unit Rate	Supplementary Information
The Gunyah									
Single Room Hire									
Children's Parties (Under 12)- Per Room	COST	147.27	14.73	162.00	150.91	15.09	166.00	per session	Maximum of 3.5 hours.
Community/Arts/Recreation - Per hour (min 2 hours)	COST	41.82	4.18	46.00	42.73	4.27	47.00	per hour	Minimum of 2 hours.
Community/Arts/Recreation - Per exercise session	COST	62.73	6.27	69.00	64.09	6.41	70.50	per session	Maximum of 1.5 hours.
Community/Arts/Recreation - Per Room Per 6 hours	COST	167.27	16.73	184.00	170.91	17.09	188.00	per 6 hours	Maximum of 6 hours.
Community Group Not for Profit- Per hour (min 2 hours)	SUB	34.55	3.45	38.00	35.45	3.55	39.00	per hour	Minimum of 2 hours.
Community Group Not for Profit- Per Room Per 6 hours	SUB	138.18	13.82	152.00	141.82	14.18	156.00	per 6 hours	Maximum of 6 hours.
Private- per hour (min 2 hrs)	FCR	102.73	10.27	113.00	105.45	10.55	116.00	per hour	Minimum of 2 hours.
Private- per room 6 hours	FCR	410.91	41.09	452.00	421.82	42.18	464.00	per 6 hours	Maximum of 6 hours.
Drug and Alcohol Programs	SUB	14.09	1.41	15.50	14.55	1.45	16.00	per hour	Minimum 1.5 hours.
Total Venue Hire - 2 Rooms									
Children's Parties (Under 12)- Total Venue (2 rooms)	COST	213.64	21.36	235.00	218.18	21.82	240.00	per session	Maximum of 3.5 hours.
Community/Arts/Recreation - Total Venue Per hour	COST	63.64	6.36	70.00	65.45	6.55	72.00	per hour	Minimum of 2 hours.
Community/Arts/Recreation - Total Venue Per exercise session	COST	95.45	9.55	105.00	98.18	9.82	108.00	per session	Maximum of 1.5 hours.
Community/Arts/Recreation - Total Venue Per 6 hours	COST	254.55	25.45	280.00	261.82	26.18	288.00	per 6 hours	Maximum of 6 hours.
Community/Arts/Recreation- Per hour- for Ballet Class (reduced hire space)	COST	53.64	5.36	59.00	54.55	5.45	60.00	per hour	Minimum of 2 hours.

Fees and Charges 2022/23

Fee / Charge	Pricing Policy Ref.	2021/22 Fee / Charge excl. GST	2021/22 GST	2021/22 Fee / Charge incl. GST	2022/23 Fee / Charge excl. GST	2022/23 GST	2022/23 Fee / Charge incl. GST	Fee Unit Rate	Supplementary Information
Community/Arts/Recreation- Per exercise session- for Ballet Class (reduced hire space)	COST	80.45	8.05	88.50	81.82	8.18	90.00	per session	Maximum of 1.5 hours.
Community/Arts/Recreation- Per 6 hours - for Ballet Class (reduced hire space)	COST	214.55	21.45	236.00	218.18	21.82	240.00	per 6 hours	Maximum of 6 hours.
Community Group Not for Profit-Total Venue Per hour	SUB	47.27	4.73	52.00	48.18	4.82	53.00	per hour	Minimum of 2 hours.
Community Group Not for Profit-Total Venue Per 6 hours	SUB	189.09	18.91	208.00	192.73	19.27	212.00	per 6 hours	Maximum of 6 hours.
Private- total venue per hour	FCR	152.73	15.27	168.00	156.36	15.64	172.00	per hour	Minimum of 2 hours.
Private- total venue per 6 hours	FCR	610.91	61.09	672.00	625.45	62.55	688.00	per 6 hours	Maximum of 6 hours.
Single Room & Total Venue Hire									
Additional cleaning-Weekday	COST				At Cost	10.0%	At Cost plus 10.0% GST		Cleaning Mon- Fri
Additional Cleaning- Saturday	COST				At Cost	10.0%	At Cost plus 10.0% GST		Cleaning Sat
Additional cleaning- Sunday	COST				At Cost	10.0%	At Cost plus 10.0% GST		Cleaning Sun
Bond- Youth & Adult Parties		350.00	Exempt	350.00	350.00	Exempt	350.00		
Bond- Children's Parties & all other activities		180.00	Exempt	180.00	180.00	Exempt	180.00		
Cancellation Fee	COST	54.55	5.45	60.00	54.55	5.45	60.00		
Amusement Device less than 50m2	FCR	55.45	5.55	61.00	57.27	5.73	63.00		With venue hire.

Fees and Charges 2022/23

Fee / Charge	Pricing Policy Ref.	2021/22 Fee / Charge excl. GST	2021/22 GST	2021/22 Fee / Charge incl. GST	2022/23 Fee / Charge excl. GST	2022/23 GST	2022/23 Fee / Charge incl. GST	Fee Unit Rate	Supplementary Information
Vaocluse Bowling Club									
Private Function- per hour	FCR	170.91	17.09	188.00	174.55	17.45	192.00	per hour	Minimum of 2 hours.
Private Function- 6 hours	FCR	683.64	68.36	752.00	698.18	69.82	768.00	per 6 hours	Maximum of 6 hours.
Community/Arts/Recreation - Per hour (min 2 hours)	COST	42.73	4.27	47.00	43.64	4.36	48.00	per hour	Minimum of 2 hours.
Community/Arts/Recreation - Per exercise session	COST	64.09	6.41	70.50	65.45	6.55	72.00	per session	Maximum of 1.5 hours.
Community/Arts/Recreation - Per 6 hours	COST	170.91	17.09	188.00	174.55	17.45	192.00	per 6 hours	Maximum of 6 hours.
Community Group Not for Profit- Per hour (min 2 hours)	SUB	38.18	3.82	42.00	39.09	3.91	43.00	per hour	Minimum of 2 hours.
Community Group Not for Profit- Per 6 hours	SUB	152.73	15.27	168.00	156.36	15.64	172.00	per 6 hours	Maximum of 6 hours.
Daytime function in conjunction with use of bowling greens- per hour	FCR	102.73	10.27	113.00	105.45	10.55	116.00	per hour	Minimum of 2 hours.
Daytime function in conjunction with use of bowling greens- 6 hours	FCR	410.91	41.09	452.00	421.82	42.18	464.00	per 6 hours	Maximum of 6 hours.
Drug and Alcohol Programs	SUB	14.09	1.41	15.50	14.55	1.45	16.00	per hour	Minimum 1.5 hours.
Additional Cleaning-Weekdays	COST				At Cost	10.0%	At Cost plus 10.0% GST		Cleaning Mon - Fri
Additional Cleaning- Saturday	COST				At Cost	10.0%	At Cost plus 10.0% GST		Cleaning - Sat
Additional Cleaning-Sunday	COST				At Cost	10.0%	At Cost plus 10.0% GST		Cleaning- Sun
Bond		420.00	Exempt	420.00	420.00	Exempt	420.00		
Cancellation Fee	COST	54.55	5.45	60.00	54.55	5.45	60.00		

Fees and Charges 2022/23

Fee / Charge	Pricing Policy Ref.	2021/22 Fee / Charge excl. GST	2021/22 GST	2021/22 Fee / Charge incl. GST	2022/23 Fee / Charge excl. GST	2022/23 GST	2022/23 Fee / Charge incl. GST	Fee Unit Rate	Supplementary Information
The Drill Hall									
Commercial usage (film shoots etc) - Per 6 hours	FCR	936.36	93.64	1,030.00	959.09	95.91	1,055.00	per 6 hours	Maximum of 6 hours.
Community/Arts/Recreation- Per hour	COST	59.09	5.91	65.00	60.91	6.09	67.00	per hour	Minimum of 2 hours.
Community/Art/Recreation- Per exercise	SUB	88.64	8.86	97.50	91.36	9.14	100.50	per 1.5 hour	Maximum of 1.5 hour.
Community/Arts/Recreation- Per 6 hours	COST	236.36	23.64	260.00	243.64	24.36	268.00	per 6 hours	Maximum of 6 hours.
Rehearsal Session- Per Day	COST	223.64	22.36	246.00	228.18	22.82	251.00	per day	Maximum of 12 hours.
Rehearsal Session- Per Week	COST	939.09	93.91	1,033.00	959.09	95.91	1,055.00	per week	5- 7 consecutive days.
Community Group, Not for Profit- Per hour	COST	40.00	4	44.00	40.91	4.09	45.00	per hour	Minimum 2 hours.
Community Groups Not for Profit- Per 6 hours	SUB	160.00	16	176.00	163.64	16.36	180.00	per 6 hours	Maximum of 6 hours.
Drug and Alcohol Programs	SUB	14.09	1.41	15.50	14.55	1.45	16.00	per hour	
Additional Cleaning-Weekdays	COST				At Cost	10.0%	At Cost plus 10.0% GST		Cleaning Mon- Fri
Additional Cleaning- Saturday	COST				At Cost	10.0%	At Cost plus 10.0% GST		Cleaning Sat
Additional Cleaning- Sunday	COST				At Cost	10.0%	At Cost plus 10.0% GST		Cleaning Sun
Bond		500.00	Exempt	500.00	500.00	Exempt	500.00		
Cancellation Fee	COST	54.55	5.45	60.00	54.55	5.45	60.00		

Fees and Charges 2022/23

Fee / Charge	Pricing Policy Ref.	2021/22 Fee / Charge excl. GST	2021/22 GST	2021/22 Fee / Charge incl. GST	2022/23 Fee / Charge excl. GST	2022/23 GST	2022/23 Fee / Charge incl. GST	Fee Unit Rate	Supplementary Information
The Drill Hall - 'Studio'									
Commercial usage (film shoots etc) - Per 6 hours	FCR	402.73	40.27	443.00	410.91	41.09	452.00	per 6 hours	Maximum of 6 hours.
Community/Arts/Recreation- Per Hour	COST	41.82	4.18	46.00	42.73	4.27	47.00	per hour	Minimum of 2 hours.
Community/Arts/Recreation- Per exercise session	COST	62.73	6.27	69.00	64.09	6.41	70.50	per session	Maximum of 1.5 hours.
Community/Arts/Recreation- Per 6 hours	COST	167.27	16.73	184.00	170.91	17.09	188.00	per 6 hours	Maximum of 6 hours.
Rehearsal Session (3 hours for a minimum of 5 sessions)	COST	60.91	6.09	67.00	62.73	6.27	69.00	per session	Not for profit amateur companies only.
Rehearsal / Performance Development - Per day	COST	201.82	20.18	222.00	206.36	20.64	227.00	per day	Maximum of 12 hours.
Rehearsal / Performance Development - Per week	COST	847.27	84.73	932.00	867.27	86.73	954.00	per week	5- 7 consecutive days.
Community Groups Not for Profit- Per hour	SUB	34.55	3.45	38.00	35.45	3.55	39.00	per hour	Minimum of 2 hours.
Community Groups Not for Profit- Per 6 hours	SUB	138.18	13.82	152.00	141.82	14.18	156.00	per 6 hours	Maximum of 6 hours.
Drug and Alcohol Programs	SUB	14.09	1.41	15.50	14.55	1.45	16.00	per hour	
Additional Cleaning-Weekdays	COST				At Cost	10.0%	At Cost plus 10.0% GST		Cleaning Mon- Fri
Additional Cleaning- Saturday	COST				At Cost	10.0%	At Cost plus 10.0% GST		Cleaning in Sat
Additional Cleaning- Sunday	COST				At Cost	10.0%	At Cost plus 10.0% GST		Cleaning Sun
Bond		200.00	Exempt	200.00	200.00	Exempt	200.00		per cupboard per term (quarter) or part thereof.
Cancellation Fee	COST	54.55	5.45	60.00	54.55	5.45	60.00		

Fees and Charges 2022/23

Fee / Charge	Pricing Policy Ref.	2021/22 Fee / Charge excl. GST	2021/22 GST	2021/22 Fee / Charge incl. GST	2022/23 Fee / Charge excl. GST	2022/23 GST	2022/23 Fee / Charge incl. GST	Fee Unit Rate	Supplementary Information
Canonbury Cottage									
Community/Arts/Recreation - Per hour (min 2 hours)	COST	32.73	3.27	36.00	33.64	3.36	37.00	per hour	Minimum of 2 hours.
Community/Arts/Recreation - Per exercise session	COST	49.09	4.91	54.00	50.45	5.05	55.50	per session	Maximum of 1.5 hours.
Community/Arts/Recreation - Per 6 hours	COST	130.91	13.09	144.00	134.55	13.45	148.00	per 6 hours	Maximum of 6 hours.
Community Group Not for Profit- Per hour (min 2 hours)	SUB	20.45	2.05	22.50	20.91	2.09	23.00	per hour	Minimum of 2 hours.
Community Group Not for Profit- Per 6 hours	SUB	81.82	8.18	90.00	83.64	8.36	92.00	per 6 hours	Maximum of 6 hours.
Drug and Alcohol Programs	SUB	14.09	1.41	15.50	14.55	1.45	16.00	per hour	Minimum of 1.5 hours.
Private- per hour	FCR	90.91	9.09	100.00	92.73	9.27	102.00	per hour	Minimum of 2 hours.
Private- per 6 hours	FCR	363.64	36.36	400.00	370.91	37.09	408.00	per 6 hours	Maximum of 6 hours.
Community/Art/Recreation- Per day (upstairs offices)	COST	28.18	2.82	31.00	29.09	2.91	32.00	per day	Maximum of 12 hours.
Community/Art/Recreation- Per week (small upstairs office)	COST	105.45	10.55	116.00	108.18	10.82	119.00	5-7 consecutive days	5-7 consecutive days.
Community/Art/Recreation- Per week (large upstairs office)	COST	138.18	13.82	152.00	141.82	14.18	156.00	5-7 consecutive days	5-7 consecutive days.
Ceremonies- weddings naming christening wakes etc.	FCR	136.36	13.64	150.00	139.09	13.91	153.00	per hour	Minimum of 2 hours.
Social Events- picnics birthdays reunions family gathering	FCR	76.36	7.64	84.00	78.18	7.82	86.00	per hour	Minimum of 2 hours.
Additional Cleaning-Weekdays	COST				At Cost	10.0%	At Cost plus 10.0% GST		Cleaning Mon- Fri

Fees and Charges 2022/23

Fee / Charge	Pricing Policy Ref.	2021/22 Fee / Charge excl. GST	2021/22 GST	2021/22 Fee / Charge incl. GST	2022/23 Fee / Charge excl. GST	2022/23 GST	2022/23 Fee / Charge incl. GST	Fee Unit Rate	Supplementary Information
Additional Cleaning- Saturday	COST				At Cost	10.0%	At Cost plus 10.0% GST		Cleaning Sat
Additional Cleaning- Sunday	COST				At Cost	10.0%	At Cost plus 10.0% GST		Cleaning Sun
Bond		180.00	Exempt	180.00	180.00	Exempt	180.00		
Cancellation Fee	COST	54.55	5.45	60.00	54.55	5.45	60.00		
* Note - Additional charges apply for temporary amusement devices									Refer to Parks & Reserves- Amusement Devices for charges.
EJWard									
Under 12 years- Birthday Parties	COST	125.45	12.55	138.00	128.18	12.82	141.00	per session	Maximum of 3.5 hours.
Community/Arts/Recreation- Per hour	COST	32.73	3.27	36.00	33.64	3.36	37.00	per hour	Minimum of 2 hours.
Community/Arts/Recreation- Per exercise session	COST	49.09	4.91	54.00	50.45	5.05	55.50	per session	Maximum of 1.5 hours.
Community/Arts/Recreation- Per 6 hours	COST	130.91	13.09	144.00	134.55	13.45	148.00	per 6 hours	Maximum of 6 hours.
Community Group, Not for Profit- Per hour	COST	24.55	2.45	27.00	25.45	2.55	28.00	per hour	Minimum of 2 hours.
Community Group, Not for Profit- Per 6 hours	COST	98.18	9.82	108.00	101.82	10.18	112.00	per 6 hours	Maximum 6 hours.
Community/Arts Groups- Per hour (upstairs offices East side)	COST	12.73	1.27	14.00	13.64	1.36	15.00	per hour	Minimum of 2 hours.
Community/Arts Groups- Per day (upstairs offices East side)	COST	63.64	6.36	70.00	68.18	6.82	75.00	per day	Maximum 12 hours.
Community/Arts Groups- Per week (upstairs offices East side)	COST	190.91	19.09	210.00	190.91	19.09	210.00	5-7 consecutive days	5-7 consecutive days.
Community/Arts Groups- Per day (West side)		40.91	4.09	45.00	41.82	4.18	46.00	per day	Maximum 12 hours

Fees and Charges 2022/23

Fee / Charge	Pricing Policy Ref.	2021/22 Fee / Charge excl. GST	2021/22 GST	2021/22 Fee / Charge incl. GST	2022/23 Fee / Charge excl. GST	2022/23 GST	2022/23 Fee / Charge incl. GST	Fee Unit Rate	Supplementary Information
Community/Arts Groups- Per week (West side)		163.64	16.36	180.00	163.64	16.36	180.00	5-7 consecutive days	5- 7 consecutive days
Community/Arts groups – Per week- large upstairs office (East Side)	COST	290.91	29.09	320.00	290.91	29.09	320.00	5-7 consecutive days	5- 7 consecutive days
Drug and Alcohol Programs	SUB	14.09	1.41	15.50	14.55	1.45	16.00	per hour	1.5 hours minimum.
Private- per hour	COST	48.18	4.82	53.00	50.00	5	55.00	per hour	Minimum of 2 hours.
Private- Per 6 hours	COST	192.73	19.27	212.00	200.00	20	220.00	per 6 hours	Maximum of 6 hours.
Additional Cleaning-Weekdays	COST				At Cost	10.0%	At Cost plus 10.0% GST		Cleaning Mon- Fri
Additional Cleaning- Saturday	COST				At Cost	10.0%	At Cost plus 10.0% GST		Cleaning Sat
Additional Cleaning- Sunday	COST				At Cost	10.0%	At Cost plus 10.0% GST		Cleaning Sun
Bond		180.00	Exempt	180.00	180.00	Exempt	180.00		
Cancellation fee	COST	54.55	5.45	60.00	54.55	5.45	60.00		

Fees and Charges 2022/23

Fee / Charge	Pricing Policy Ref.	2021/22 Fee / Charge excl. GST	2021/22 GST	2021/22 Fee / Charge incl. GST	2022/23 Fee / Charge excl. GST	2022/23 GST	2022/23 Fee / Charge incl. GST	Fee Unit Rate	Supplementary Information
The Bay Room - Cosmopolitan									
Private- per hour (min 2 hrs)	FCR	108.18	10.82	119.00	110.91	11.09	122.00	per hour	Minimum of 2 hours.
Private- per 6 hours	FCR	432.73	43.27	476.00	443.64	44.36	488.00	per 6 hours	Maximum of 6 hours.
Community/Arts/Recreation - Per hour (min 2 hours)	COST	41.82	4.18	46.00	42.73	4.27	47.00	per hour	Minimum of 2 hours.
Community/Arts/Recreation - Per exercise session	COST	62.73	6.27	69.00	64.09	6.41	70.50	per session	Maximum of 1.5 hours.
Community/Arts/Recreation - Per 6 hours	COST	167.27	16.73	184.00	170.91	17.09	188.00	per 6 hours	Maximum of 6 hours.
Community Group Not for Profit- Per hour (min 2 hours)	SUB	34.55	3.45	38.00	35.45	3.55	39.00	per hour	Minimum of 2 hours.
Community Group Not for Profit- Per 6 hours	SUB	138.18	13.82	152.00	141.82	14.18	156.00	per 6 hours	Maximum of 6 hours.
Large room 5/6- Private- per 6 hours	FCR	363.64	36.36	400.00	372.73	37.37	410.00	per 6 hours	Maximum of 6 hours.
Drug and Alcohol Programs	SUB	14.09	1.41	15.50	14.55	1.45	16.00	per hour	Minimum of 1.5 hours.
Projector hire- daily rate	COST	45.45	4.55	50.00	45.45	4.55	50.00	per day	Minimum of 1 day.
Projector hire- weekly rate	COST	181.82	18.18	200.00	181.82	18.18	200.00	per week	Minimum of 1 week.
Additional Cleaning-Weekdays	COST				At Cost	10.0%	At Cost plus 10.0% GST		Cleaning Mon- Fri
Additional Cleaning- Saturday	COST				At Cost	10.0%	At Cost plus 10.0% GST		Cleaning Sat
Additional Cleaning- Sunday	COST				At Cost	10.0%	At Cost plus 10.0% GST		Cleaning Sun
Bond		200.00	Exempt	200.00	180.00	Exempt	180.00		
Cancellation Fee	COST	54.55	5.45	60.00	54.55	5.45	60.00		

Fees and Charges 2022/23

Fee / Charge	Pricing Policy Ref.	2021/22 Fee / Charge excl. GST	2021/22 GST	2021/22 Fee / Charge incl. GST	2022/23 Fee / Charge excl. GST	2022/23 GST	2022/23 Fee / Charge incl. GST	Fee Unit Rate	Supplementary Information
Sherbrooke Hall									
Children's Parties (under 12 years)	COST	147.27	14.73	162.00	150.91	15.09	166.00	per session	Maximum of 3.5 hours.
Community/Arts/Recreation - Per hour (min 2 hours)	COST	41.82	4.18	46.00	42.73	4.27	47.00	per hour	Minimum of 2 hours.
Community/Arts/Recreation - Per exercise session	COST	62.73	6.27	69.00	64.09	6.41	70.50	per session	Maximum of 1.5 hours.
Community/Arts/Recreation - Per 6 hours	COST	167.27	16.73	184.00	170.91	17.09	188.00	per 6 hours	Maximum of 6 hours.
Community Group Not for Profit- Per hour (min 2 hours)	SUB	34.55	3.45	38.00	35.45	3.55	39.00	per hour	Minimum of 2 hours.
Community Group Not for Profit- Per 6 hours	SUB	138.18	13.82	152.00	141.82	14.18	156.00	per 6 hours	Maximum of 6 hours.
Drug and Alcohol Programs	SUB	14.09	1.41	15.50	14.55	1.45	16.00	per hour	Minimum 1.5 hours.
Private- per hour (min 2 hrs)	FCR	102.73	10.27	113.00	105.45	10.55	116.00	per hour	Minimum of 2 hours.
Private- per 6 hours	FCR	410.91	41.09	452.00	421.82	42.18	464.00	per 6 hours	Maximum of 6 hours.
Cancellation Fee	COST	54.55	5.45	60.00	54.55	5.45	60.00		
Additional Cleaning-Weekdays	COST				At Cost	10.0%	At Cost plus 10.0% GST		Cleaning Mon- Fri
Additional Cleaning- Saturday	COST				At Cost	10.0%	At Cost plus 10.0% GST		Cleaning Sat
Additional Cleaning- Sunday	COST				At Cost	10.0%	At Cost plus 10.0% GST		Cleaning Sun
Bond- Youth & Adult Parties		350.00	Exempt	350.00	350.00	Exempt	350.00		
Bond- Children's Parties & all other activities		180.00	Exempt	180.00	180.00	Exempt	180.00		

Fees and Charges 2022/23

Fee / Charge	Pricing Policy Ref.	2021/22 Fee / Charge excl. GST	2021/22 GST	2021/22 Fee / Charge incl. GST	2022/23 Fee / Charge excl. GST	2022/23 GST	2022/23 Fee / Charge incl. GST	Fee Unit Rate	Supplementary Information
All Venues with Lockers									
Storage locker hire- small	COST	45.45	4.55	50.00	45.45	4.55	50.00	per hiring term	
Storage locker hire- medium	COST	59.09	5.91	65.00	59.09	5.91	65.00	per hiring term	
Storage locker hire- large	COST	72.73	7.27	80.00	72.73	7.27	80.00	per hiring term	
Art Gallery									
Exhibitions									
Gallery1 Community Org/ Group Exh/ Indiv Artist	SUB	554.55	55.45	610.00	568.18	56.82	625.00	per week	
Galleries 2,3,4 Community Org/ Group Exh/ Indiv Artist	SUB	230.91	23.09	254.00	236.36	23.64	260.00	per gallery per week	
All Galleries booked (1,2,3 and 4) Community Org/ Group Exh/ Indiv	SUB	1,247.27	124.73	1,372.00	1,272.73	127.27	1,400.00	per week	
Events									
Community/ Educational									
Small Organisation-Weekday Hire					90.91	9.09	100.00	per hour	Hire of Gallery, After Hours for filming or events with a staff member present and min 4 Hour Booking
Small Organisation-Weekend Hire					136.36	13.64	150.00	per hour	Hire of Gallery, After Hours for filming or events with a staff member present and min 4 Hour Booking
Med-Large Organisation-Weekday Hire					227.27	22.73	250.00	per hour	Hire of Gallery, After Hours for filming or events with a staff member present and min 4 Hour Booking
Med-Large Organisation -Weekend Hire					272.73	27.27	300.00	per hour	Hire of Gallery, After Hours for filming or events with a staff member present and min 4 Hour Booking

Fees and Charges 2022/23

Fee / Charge	Pricing Policy Ref.	2021/22 Fee / Charge excl. GST	2021/22 GST	2021/22 Fee / Charge incl. GST	2022/23 Fee / Charge excl. GST	2022/23 GST	2022/23 Fee / Charge incl. GST	Fee Unit Rate	Supplementary Information
Corporate Rates	FCR				90.91	9.09	100.00	per hour	
Small Business-Weekday Hire	FCR				136.36	13.64	150.00	per hour	Small Business defined as annual turnover under 10 Million dollars. Hire of Gallery, After Hours for filming or events with a staff member present and min 4 Hour Booking
Small Business-Weekend Hire	FCR				227.27	22.73	250.00	per hour	Small Business defined as annual turnover under 10 Million dollars. Hire of Gallery, After Hours for filming or events with a staff member present and min 4 Hour Booking
Medium Business-Weekday Hire	FCR				272.73	27.27	300.00	per hour	Medium Business defined as annual turnover between 10 and 20 Million dollars. Hire of Gallery, After Hours for filming or events with a staff member present and min 4 Hour Booking
Medium Business-Weekend Hire	FCR				454.55	45.45	500.00	per hour	Medium Business defined as annual turnover between 10 and 20 Million dollars. Hire of Gallery, After Hours for filming or events with a staff member present and min 4 Hour Booking
Large Business-Weekday Hire	FCR				500.00	50	550.00	per hour	Large Business defined as annual turnover in excess of 20 Million dollars. Hire of Gallery, After Hours for filming or events with a staff member present and min 4 Hour Booking
Large Business-Weekend Hire									Large Business defined as annual turnover in excess of 20 Million dollars. Hire of Gallery, After Hours for filming or events with a staff member present and min 4 Hour Booking
Additional Cleaning Monday- Friday (in addition to standard schedule)	COST				Charge at Cost	10.0%	Charge at Cost plus 10.0% GST		
Additional Cleaning weekend (in addition to standard schedule)	COST				Charge at Cost	10.0%	Charge at Cost plus 10.0% GST		
Bond	COST	305.00	Exempt	305.00	310.00	Exempt	310.00		

Fees and Charges 2022/23

Fee / Charge	Pricing Policy Ref.	2021/22 Fee / Charge excl. GST	2021/22 GST	2021/22 Fee / Charge incl. GST	2022/23 Fee / Charge excl. GST	2022/23 GST	2022/23 Fee / Charge incl. GST	Fee Unit Rate	Supplementary Information
Cancellation Fee more than 60 days	COST					10.0%	plus 10.0% GST	50% of hire fee	
Cancellation Fee less than 60 days	COST					10.0%	plus 10.0% GST	full hire fee	
Woollahra Gallery at Redleaf Lower Ground Hire Spaces									
Small room 1- Community Group, Not for Profit- per hour (min 2 hrs)	SUB	19.55	1.95	21.50	20.00	2	22.00	per hour	Minimum of 2 hours.
Small room 1- Community Group, Not for Profit- per 6 hours	SUB	77.27	7.73	85.00	80.00	8	88.00	per 6 hours	Maximum of 6 hours.
Small room 1- Community/Arts/ Recreation- per hour (min 2 hrs)	COST	32.27	3.23	35.50	33.64	3.36	37.00	per hour	Minimum of 2 hours.
Small room 1- Community/Arts/ Recreation- per 6 hours	COST	129.09	12.91	142.00	134.55	13.45	148.00	per 6 hours	Maximum of 6 hours.
Small room 1- Private- per hour (min 2hrs)	FCR	55.45	5.55	61.00	57.27	5.73	63.00	per hour	Minimum of 2 hours.
Small room 1- Private- per 6 hours	FCR	221.82	22.18	244.00	229.09	22.91	252.00	per 6 hours	Maximum of 6 hours.
Large room 5/6- Community Group, Not for Profit- per hour (min 2 hrs)	SUB	24.55	2.45	27.00	25.45	2.55	28.00	per hour	Minimum of 2 hours.
Large room 5/6- Community Group, Not for Profit- per 6 hours	SUB	98.18	9.82	108.00	101.82	10.18	112.00	per 6 hours	Maximum of 6 hours.
Large room 5/6- Community/Arts/ Recreation- per hour (min 2 hrs)	COST	32.27	3.23	35.50	33.64	3.36	37.00	per hour	Minimum of 2 hours.
Large room 5/6- Community/Arts/ Recreation- per session	COST	48.64	4.86	53.50	50.45	5.05	55.50	per session	Maximum of 1.5 hours.
Large room 5/6- Community/Arts/ Recreation- per 6 hours	COST	129.09	12.91	142.00	134.55	13.45	148.00	per 6 hours	Maximum of 6 hours.
Large room 5/6- Private- per hour (min 2 hrs)	FCR	92.27	9.23	101.50	94.55	9.45	104.00	per hour	Minimum of 2 hours.

Fees and Charges 2022/23

Fee / Charge	Pricing Policy Ref.	2021/22 Fee / Charge excl. GST	2021/22 GST	2021/22 Fee / Charge incl. GST	2022/23 Fee / Charge excl. GST	2022/23 GST	2022/23 Fee / Charge incl. GST	Fee Unit Rate	Supplementary Information
Verandah- Community Group, Not for Profit- per hour (min 2 hrs)	SUB	24.55	2.45	27.00	25.45	2.55	28.00	per hour	Minimum of 2 hours.
Verandah- Community Group, Not for Profit- per 6 hours	SUB	98.18	9.82	108.00	101.82	10.18	112.00	per 6 hours	Maximum of 6 hours.
Verandah- Community//Arts/Recreation- per hour (min 2 hrs)	COST	32.27	3.23	35.50	33.64	3.36	37.00	per hour	Minimum of 2 hours.
Verandah- Community//Arts/Recreation - per session	COST	48.64	4.86	53.50	50.45	5.05	55.50	per session	Maximum of 1.5 hours.
Verandah- Community//Arts/Recreation - per 6 hours	COST	129.09	12.91	142.00	134.55	13.45	148.00	per 6 hours	Maximum of 6 hours.
Verandah- Private- per hour (min 2hrs)	FCR	92.73	9.27	102.00	95.45	9.55	105.00	per hour	Minimum of 2 hours.
Verandah- Private- per 6 hours	FCR	369.09	36.91	406.00	381.82	38.18	420.00	per 6 hours	Maximum of 6 hours.
All ground floor hire spaces- 10% of room hire cost						10.0%	plus 10.0% GST		
Additional Cleaning-Weekdays	COST				Charge at Cost	10.0%	Charge at Cost plus 10.0% GST		Cleaning in addition to standard schedule
Additional Cleaning- Saturday	SUB				Charge at Cost	10.0%	Charge at Cost plus 10.0% GST		Cleaning in addition to standard schedule
Additional Cleaning- Sunday	COST				Charge at Cost	10.0%	Charge at Cost plus 10.0% GST		Cleaning in addition to standard schedule
Bond	COST	203.00	Exempt	203.00	180.00	Exempt	180.00		
Cancellation fee	COST	50.91	5.09	56.00	54.55	5.45	60.00		
Podcasting /Video Editing Room- Community	COST	31.82	3.18	35.00	32.73	3.27	36.00	per hour	
Podcasting /Video Editing Room- Commercial	FCR	50.00	5	55.00	51.82	5.18	57.00	per hour	

Fees and Charges 2022/23

Fee / Charge	Pricing Policy Ref.	2021/22 Fee / Charge excl. GST	2021/22 GST	2021/22 Fee / Charge incl. GST	2022/23 Fee / Charge excl. GST	2022/23 GST	2022/23 Fee / Charge incl. GST	Fee Unit Rate	Supplementary Information
Woollahra Library									
Event Space- Room 1- Commercial/ Business	COST	70.91	7.09	78.00	80.00	8	88.00	per hour	
Event Space- Room 1- Not for Profit/ Community	SUB	35.45	3.55	39.00	40.00	4	44.00	per hour	
Event Space- Room 2- Commercial/ Business	COST	70.91	7.09	78.00	80.00	8	88.00	per hour	
Event Space- Room 2- Not for Profit/ Community	SUB	35.45	3.55	39.00	40.00	4	44.00	per hour	
Event Space- Room 1 & 2- Commercial/ Business	COST	112.73	11.27	124.00	121.82	12.18	134.00	per hour	Fee is for booking of both rooms in one booking.
Event Space- Room 1 & 2 - Not for Profit/ Community	SUB	56.36	5.64	62.00	60.91	6.09	67.00	per hour	Fee is for booking of both rooms in one booking.
Technology Room- Commercial/ Business	COST	70.91	7.09	78.00	72.73	7.27	80.00	per hour	
Technology Room- Not for Profit/ Community	SUB	35.45	3.55	39.00	36.36	3.64	40.00	per hour	
Bond for use of kitchenette in Event Space		100.00	Exempt	100.00	100.00	Exempt	100.00	per hire	Refundable on completion of use.
Balcony Hire- Not for profit	SUB	18.18	1.82	20.00	18.18	1.82	20.00	per hour	
Balcony Hire- Commercial	COST	36.36	3.64	40.00	36.36	3.64	40.00	per hour	
NEW FEE- Library Hire for Filming- Commercial					272.73	27.27	300.00	per hour	NEW FEE
NEW FEE- Library Hire for Filming- Not for profit					136.36	13.64	150.00	per hour	NEW FEE

Fees and Charges 2022/23

Fee / Charge	Pricing Policy Ref.	2021/22 Fee / Charge excl. GST	2021/22 GST	2021/22 Fee / Charge incl. GST	2022/23 Fee / Charge excl. GST	2022/23 GST	2022/23 Fee / Charge incl. GST	Fee Unit Rate	Supplementary Information
WASTE SERVICES									
DomesticWaste Management Charge (includes DomesticWaste GreenWaste Clean Up and Recycling Collections)	COST	557.50	Exempt	557.50	590.20	Exempt	590.20	per year	This charge is calculated based on the 'Reasonable Cost' of providing the service.
DomesticWaste- Additional 120L bin. Additional Service Charge	COST	696.85	Exempt	696.85	737.75	Exempt	737.75	per year	
DomesticWaste- Upgrade bin to 140L. Additional Service Charge	COST	554.25	Exempt	554.25	586.21	Exempt	586.21	per year	
Green Waste- Additional Service Charge	COST	357.70	Exempt	357.70	378.34	Exempt	378.34	per year	
Bin Repair or NEW Part:									
Lid	COST	30.05	Exempt	30.05	30.65	Exempt	30.65	per part	
Wheel	COST	16.93	Exempt	16.93	17.27	Exempt	17.27	per part	
Axle	COST	22.18	Exempt	22.18	22.62	Exempt	22.62	per part	
Bin Supply or replacement									
240 litre	COST	106.78	Exempt	106.78	108.92	Exempt	108.92	per bin	
140 litre	COST	96.34	Exempt	96.34	98.27	Exempt	98.27	per bin	
120 litre	COST	92.88	Exempt	92.88	94.74	Exempt	94.74	per bin	
55 litre	COST	22.18	Exempt	22.18	22.62	Exempt	22.62	per bin	
Recycling Crate	COST	16.11	Exempt	16.11	16.43	Exempt	16.43	per crate	
Domestic Waste Carry Out Service:									
55 litre (normally twice weekly service)	SUB	1.56	Exempt	1.56	1.59	Exempt	1.59	per service	Service only available (on application) to the aged or infirm.
120 litre (normally once weekly service)	SUB	2.13	Exempt	2.13	2.17	Exempt	2.17	per service	Service only available (on application) to the aged or infirm.

Fees and Charges 2022/23

Fee / Charge	Pricing Policy Ref.	2021/22 Fee / Charge excl. GST	2021/22 GST	2021/22 Fee / Charge incl. GST	2022/23 Fee / Charge excl. GST	2022/23 GST	2022/23 Fee / Charge incl. GST	Fee Unit Rate	Supplementary Information
140 litre (normally once weekly service)	SUB	3.06	Exempt	3.06	3.12	Exempt	3.12	per service	Service only available (on application) to the aged or infirm.
240 litre (normally once weekly service)	SUB	4.55	Exempt	4.55	4.64	Exempt	4.64	per service	Service only available (on application) to the aged or infirm.
Special Events									
Bins for Special Events									
- Administration Pick up & delivery fee (1- 5 bins)	FCR	87.68	8.77	96.45	89.44	8.94	98.38	per event	
- Administration Pick up & delivery fee (> 5 bins)	FCR	111.30	11.13	122.43	113.53	11.35	124.88	per event	
- Bin Fee	FCR	23.36	2.34	25.70	23.83	2.38	26.21	per 240l bin	
Garden Refuse Greencart Service Excess	COST	11.78	Exempt	11.78	12.02	Exempt	12.02	per bin	Per extra bin- To be imposed by the purchase of excess garbage stickers.
55 litre organics bin with lid	COST	48.22	Exempt	48.22	49.18	Exempt	49.18	per bin	Available for organics collection service.
Composting									
Worm Farm	SUB	17.23	1.72	18.95	17.23	1.72	18.95	per farm	
Worms (500)	SUB	8.14	0.81	8.95	8.14	0.81	8.95		
Worms (1000)	SUB	14.50	1.45	15.95	14.50	1.45	15.95		
Compost Bin (220L)	SUB	9.05	0.9	9.95	9.05	0.9	9.95	per bin	
Compost Stirrer	SUB	3.59	0.36	3.95	3.59	0.36	3.95	per stirrer	
Premium Compact Compost Bin	SUB	9.05	0.9	9.95	9.05	0.9	9.95	per bin	
Premium Tumbling Compost Bin	SUB	180.91	18.09	199.00	180.91	18.09	199.00	per bin	
Premium Compact Worm Farm	SUB	54.45	5.45	59.90	54.45	5.45	59.90	per bin	
Delivery Fee of any Compost Bin or Worm Farm	SUB					10.0%	plus 10.0% GST	per delivery	No Charge

Fees and Charges 2022/23

Fee / Charge	Pricing Policy Ref.	2021/22 Fee / Charge excl. GST	2021/22 GST	2021/22 Fee / Charge incl. GST	2022/23 Fee / Charge excl. GST	2022/23 GST	2022/23 Fee / Charge incl. GST	Fee Unit Rate	Supplementary Information
Booked Household Goods Collection (e.g. Coffee table clothes dryer microwave lounge wardrobe hot water service refrigerator washing machine bed mattress)	FCR	49.90	Exempt	49.90	50.00	Exempt	50.00	per item	
WATER SYSTEMS REGISTRATION									
Registration of water-cooling & warm water systems	FCR	99.00	Exempt	99.00	102.00	EXEMPT	102.00	per lodgement	
Inspections up to 30 Minutes in duration (including travelling)	FCR	96.00	Exempt	96.00	99.00	EXEMPT	99.00	per inspection up to 30 mins	
Inspections over 30 Minutes in duration (including travelling)	FCR	186.00	Exempt	186.00	190.00	EXEMPT	190.00	per hour or part hour over 30 mins	

2022/23 Fees & Charges

Adopted 27 June 2022



Woollahra
Municipal
Council

536 New South Head Road,
Double Bay NSW 2028

woollahra.nsw.gov.au

T: 02 9391 7000

E: records@woollahra.nsw.gov.au

