

getting started with music downloads from Freegal

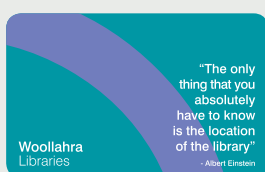


Freegal Music provides free access to over 3 million songs to download from a variety of genres. Music videos are also available.

This guide is for accessing our Freegal collection.

You will need:

- A current Woollahra Libraries card and password




- Internet access
- A computer or mobile device that has internet capability.

How to:

Download to your device (mobile phone or tablet)

1. Download the free Freegal Music App to your device, available from the **Apple iTunes App Store** (Apple devices) or from **Google Play Store** (Android)



2. Find **Woollahra Library** using the search box and **sign in** using your library card number and PIN (date of birth: DDMMYY)
3. Accept the terms and conditions
4. Browse the **Freegal** collection and start downloading

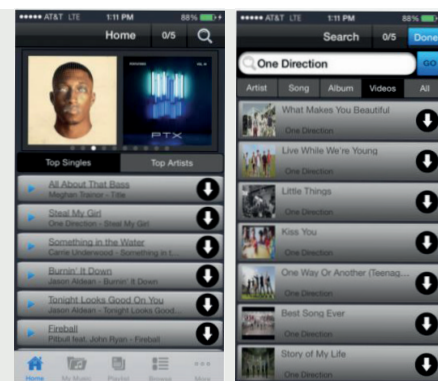
How to:

Download to your computer

1. Visit our website: **www.woollahra.nsw.gov.au/library/emusic**
2. Click on the Freegal logo and **login** to Freegal Music using your library card number and PIN (date of birth: DDMMYY)
3. Browse then download your chosen song to your PC by clicking on the **Download link**



4. At the prompt, select **Save** and choose where you want to save the song



Did you know?

- You can download a maximum of **5 songs** per week
- 1 music video download is equal to downloading 2 songs
- You can download an entire album using your weekly limit of 5 downloads per week over time
- Once you select **Download now**, this counts towards your 5 song limit, even if you have cancelled or interrupted the download

Need more help?

Join Woollahra Libraries staff for a free 20 minute one-on-one **Tech Connect** session. Bookings essential. For more information call 9391 7100.