


Caring for our Environment  
Truck Art Competition  
**WINNER**  
Alice Barter  
Vaucluse Public School  
Year 1



# DRAFT OPERATIONAL PLAN 2024/25



DRAFT  
30 April 2024



## **Acknowledgement of Country**

Woollahra Council acknowledges the Gadigal and Birrabirragal people who are the traditional custodians of this land and pay respects to Elders past, present and emerging.



# Contents

Our Community	4	Rating Structure 2024/25 – Business Rate	25
Community Satisfaction & Priorities	5	Other Funding Sources	27
Our Community Vision & Mission	6		
Our Councillors	7	<b>Operational Plan by Key Service Area</b>	
Our Organisation	8	Environment & Climate Change	29
Our Values	9	Waste & Cleansing	34
Guiding Principles	10	Parks, Trees & Recreation	37
Consultation on the Operational Plan	11	Land & Building Services	42
Integrated Planning Framework	12	Transport & Engineering	46
Delivering Our Operational Plan	13	Development Assessment	51
		Strategic Planning, Heritage Conservation & Place	53
<b>Budget Summary</b>		Compliance	56
2024/25 Budget Summary	14	Governance	57
2024/25 Capital Budget Summary	17	Corporate Services	59
Key Financial Indicators	19	Community Services, Culture & Arts	62
2024/25 Budget – Financial Reports	20	Library Services	67
		Customer Experience & Engagement	70
<b>Financials</b>		Woollahra Preschool	73
Statement of Revenue Policy	24	<b>Annexure</b>	<b>75</b>
Funding the Delivery Program and Operational Plan	24	Schedule of Fees & Charges 2024/25	
Rating Structure 2024/25 – Income by Category	24		

# Our Community



Population (2021)

**53,496**



Median age  
**41 years**



Families **13,796**  
Number of kids  
**1.8 per family**



People per  
household **2.3**



Born Overseas  
(2016) **38.7%**



Born North West  
Europe **10.3%**



Speak English  
at home **79.5%**



Australian  
citizen **78.8%**

Owns a  
house  
**35.3%**



Owns with  
mortgage  
**24%**

Rent  
**36.8%**



Employment  
status (2016)  
**96.7%**

Of these 69% were employed full time, 30% were employed part-time and 3.3% were unemployed.



University qualified  
residents (2016)  
**48.9%**

## Top 5 industry sectors:



Professionals



Managers



Clerical and  
Administrative



Sales



Community and  
Personal Service

\*From Australian Bureau of  
Statistics [dbr.abs.gov.au](http://dbr.abs.gov.au)

## Woollahra Municipality

Woollahra Municipality is located in Sydney's eastern suburbs, about 5 kilometres from the Sydney GPO.

The Municipality is bounded by Port Jackson (Sydney Harbour) in the north, the Waverley Council area in the east, Randwick City in the south and the City of Sydney in the west. The Woollahra Municipality includes the suburbs of Bellevue Hill, Darling Point, Double Bay, Edgecliff, Paddington (part), Point Piper, Rose Bay (part), Vaucluse (part), Watsons Bay and Woollahra.

The total land area is 12 square kilometres including harbour foreshore and beaches. The area is predominantly residential, with some commercial land use, parklands and a military reserve. Natural features of the Municipality include 18 kms of harbour

foreshore consisting of rocky headlands, coastal cliffs and beaches, approx. 30 hectares of bushland located in 5 reserves with 3 vegetation communities containing over 300 plant species including 2 threatened and 1 vulnerable species.

Other prominent features include Sydney Harbour National Park, the Macquarie Lighthouse, Gap Park and the award winning Rose Bay Promenade. Woollahra is also the location of some of Sydney's premier shopping precincts such as Double Bay, Paddington and Queen Street, Woollahra.

The traditional custodians of the Woollahra area are the Gadigal and Birrabirragal people.



# Community Satisfaction and Priorities

In 2021 Council appointed Micromex to conduct a community satisfaction survey. This survey also asked the community to rank the importance of services, assisting Council to better understand community priorities.

**95%** of residents indicated that the quality of life living in Woollahra Council was 'Good', 'Very Good' or 'Excellent'



**95%** of residents would recommend living in the area to their friends



**82%** of residents feel at least somewhat connected/engaged



**26%** of residents want to feel more connected/engaged



**83%** of residents are at least somewhat satisfied with Council's current level of communication



**81%** of residents are at least somewhat satisfied with the way Council consults with the community



## Top 5 priorities as rated by Woollahra residents 2021

 Parks and recreation areas (96%)

 Waste collection (96%)

 Maintaining foreshores and beaches (94%)

 Renewing and maintaining footpaths/pedestrian ramps (93%)

 Recycling (93%)

## Top 5 satisfaction areas as rated by Woollahra residents 2021

 Woollahra Libraries (97%)

 Parks and recreation areas (93%)

 Playgrounds (91%)

 Sporting fields and facilities (91%)

 Harbourside facilities (91%)

# Our Community Vision & Mission

## Our Vision

A thriving, inclusive, sustainable and resilient community that will benefit future generations.

## Our Mission

To lead climate action and promote respectful connections between people and place, so we can enhance, protect and celebrate Woollahra's beauty, heritage and quality of life, for the enjoyment of all.



Rose Bay beach clean up

We will do this by:

- Prioritising carbon neutrality, environmental sustainability and community resilience to meet the challenges of climate change and social and economic wellbeing.
- Acting as custodians and stewards of our highly-valued natural environment, including our harbour foreshore and marine ecosystems, and our leafy streetscapes and urban forest.
- Acknowledging the Aboriginal custodianship of Woollahra and fostering greater community understanding and appreciation of our Aboriginal history, heritage and culture.
- Celebrating the unique built heritage of our area by honouring it and furthering generational efforts to conserve it.
- Creating opportunities for community connection, engagement and partnerships so we can be proud of our shared commitment and achievements.
- Demonstrating our commitment to customer experience by being respectful, open, responsive, accountable and agile.
- Building long term financial sustainability so we are in the best economic position to provide for the diverse needs of our community now and in the future.

# Elected Councillors 2021-2024

Our Woollahra local government area consists of five electoral wards, with three Councillors representing each Ward, a total of fifteen (15) Councillors. The last election was held 4 December 2021.

BELLEVUE HILL WARD	COOPER WARD	DOUBLE BAY WARD	PADDINGTON WARD	VAUCLUSE WARD
 <p><b>Sean Carmichael</b> Councillor</p>	 <p><b>Luise Elsing</b> Councillor</p>	 <p><b>Richard Shields</b> Mayor</p>	 <p><b>Peter Cavanagh</b> Councillor</p>	 <p><b>Mary-Lou Jarvis</b> Councillor</p>
 <p><b>Lucinda Regan</b> Councillor</p>	 <p><b>Nicola Grieve</b> Councillor</p>	 <p><b>Mark Silcocks</b> Councillor</p>	 <p><b>Harriet Price</b> Councillor</p>	 <p><b>Merrill Witt</b> Councillor</p>
 <p><b>Isabelle Shapiro</b> Councillor</p>	 <p><b>Sarah Swan</b> Deputy Mayor</p>	 <p><b>Toni Zeltzer</b> Councillor</p>	 <p><b>Matthew Robertson</b> Councillor</p>	 <p><b>Susan Wynne</b> Councillor</p>

# Our Organisation

Our organisation is structured into four Divisions:

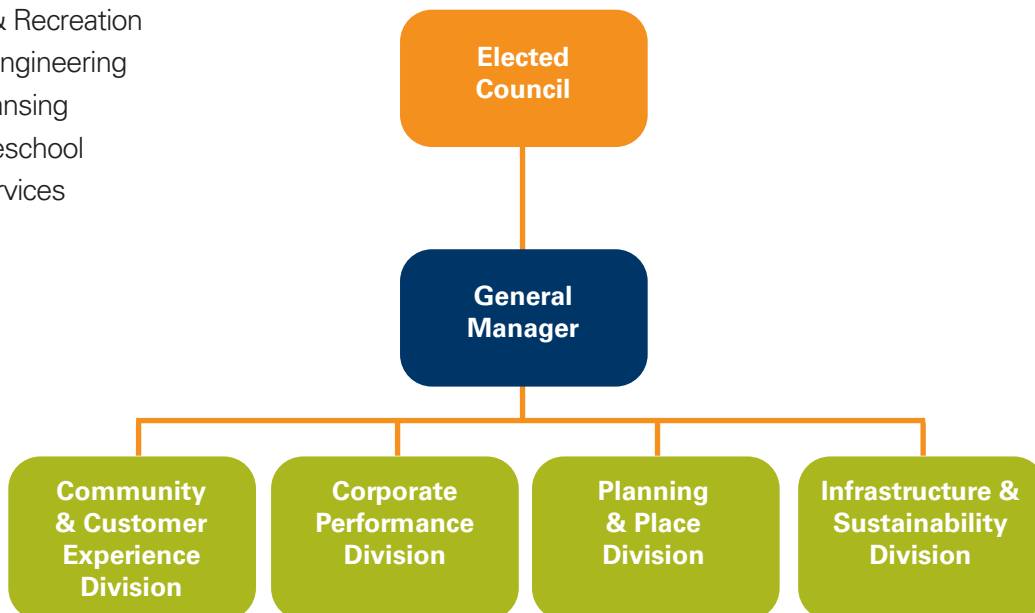
- Community & Customer Experience
- Corporate Performance
- Planning and Place
- Infrastructure & Sustainability.

For more information on our facilities, projects or services, please contact our Customer Service Centre on 9391 7000, Monday to Friday 8.00am to 4.30pm or visit Council's website

[www.woollahra.nsw.gov.au](http://www.woollahra.nsw.gov.au)

Services we provide include:

- Strategic Planning, Heritage Conservation & Place
- Development Assessment
- Community Services, Culture & Arts
- Customer Experience & Engagement
- Compliance
- Environment & Climate Change
- Governance
- Land & Building Services
- Library Services
- Parks, Trees & Recreation
- Transport & Engineering
- Waste & Cleansing
- Woollahra Preschool
- Corporate Services





# Our Values

## Our values

### Woollahra Council values

Respect

Open

Accountable

Responsive

Excellence

We believe that what we do is important, but how we deliver our service is even more important. Values lay the foundations for what an organisation cares about most. They provide a common purpose that everyone can understand, work towards and are motivated by. Adopted in 2023 our values drive our behaviours, help create the culture of our organisation and support the delivery of our Vision and Mission.

### Woollahra Council values:

**Respect:** People are at the heart of everything we do. Communicate with honesty and display empathy. Treat others as you would like to be treated

**Open:** Be open minded and clear in your communications; be accessible to the community; explain the process as well as the outcome and be transparent in all your dealings.

**Accountable:** Take responsibility for your actions. Own your mistakes and don't pass the buck. Follow through on what you say you are going to do.

**Responsive:** Always close the loop in a timely and productive way, even if you don't have all answers. Be helpful at all times and anticipate the needs of residents upfront.

**Excellence:** Strive to be the best at what you do; care about quality and outcomes at every step of the way. Work at the forefront of continuous improvements in service delivery for our community.

These values influence our interactions with each other and with the community, and by employing people who support these values we hope to build on our reputation as a customer service organisation.

# Guiding Principles

Council recognises the guiding principles set out in the Local Government Act in everything it does.

These principles are:

## Exercise of functions

- Councils should provide strong and effective representation, leadership, planning and decision-making.
- Councils should carry out functions in a way that provide the best possible value for residents and ratepayers.
- Councils should plan strategically for the provision of effective and efficient services and regulation to meet the diverse needs of the local community.
- Councils should apply the integrated planning and reporting framework in carrying out their functions so as to achieve desired outcomes and continuous improvements.
- Councils should work co-operatively with other Councils and the State Government to achieve desired outcomes for the local community.
- Councils should manage lands and other assets so that current and future local community needs can be met in an affordable way.
- Councils should work with others to secure appropriate services for local community needs.
- Councils should act fairly, ethically and without bias in the interests of the local community.
- Councils should be responsible employers and provide a consultative and supportive working environment for staff.

## Community participation

- Councils should actively engage with their local communities, through the use of the integrated planning and reporting framework and other measures.

## Decision-making

- Councils should recognise diverse local community needs and interests.
- Councils should consider social justice principles.
- Councils should consider the long term and cumulative effects of actions on future generations.
- Councils should consider the principles of ecologically sustainable development.
- Council decision-making should be transparent and decision-makers are to be accountable for decisions and omissions.

## Financial management

- Council spending should be responsible and sustainable, aligning general revenue and expenses.
- Councils should invest in responsible and sustainable infrastructure for the benefit of the local community.
- Councils should have effective financial and asset management, including sound policies and processes.
- Councils should have regard to achieving intergenerational equity.

# Consultation on the Operational Plan

The development of the draft Operational Plan 2024/25 has been informed by Council's ongoing community engagement and in line with the Community Strategic Plan – *Woollahra 2032*.

As part of the integrated planning and reporting framework these plans are updated annually or as required to reflect new information. This comes about through detailed community engagement, research, studies, surveys, community and targeted focus groups. This then informs the development of Council's other strategic plans and policies.

Council also conducts a Community Satisfaction Survey every two years to measure how Council is performing in the eyes of the community in the services Council delivers, and how important these services are to the community. This helps Council understand the community priorities and helps set the priorities in the Delivery Program and Operating Plan. Council's last Community Satisfaction Survey was completed in 2021 to inform the End of Term report which was finalised for

for the end of the last sitting Council. The next Council elections will be held in September 2024.

## Have your say

Council's **Draft Operational Plan 2024/25** will be placed on formal public exhibition from 30 April 2024 to 28 May 2024 with members of the community invited to make public submissions expressing their views on the draft plan. Public submissions received during the exhibition period will be considered by Council in June 2024 and any necessary changes made before adopting the final Operational Plan 2024/25 to commence 1 July 2024.

To continue to engage with Council and to have your say you can:

- Register for notifications from our engagement platform, Your Say Woollahra at **[yoursay.woollahra.nsw.gov.au](https://yoursay.woollahra.nsw.gov.au)**
- Go to Council's website **[www.woollahra.nsw.gov.au](https://www.woollahra.nsw.gov.au)**
- Email council at **[records@woollahra.nsw.gov.au](mailto:records@woollahra.nsw.gov.au)**

Woollahra  
2032



**Goals** - Community focussed goals we wish to achieve in the long term. These are fixed and generally remain consistent over time and over the life of the Community Strategic Plan.

Delivery  
Program  
2022/23 to  
2025/26



**Priorities** - Delivery program high level commitments. Typically, priorities are ongoing services with no start and end date. Priorities contribute toward achieving Strategies in the Community Strategic Plan.

Operational  
Plan  
2024/25



**Actions** - Operational Plan actions are usually project based with a definitive start and end date. Actions continue toward achieving Priorities in the Delivery Program. Many of Council's actions are recurrent as they reflect Council's core business.

# Integrated Planning Framework

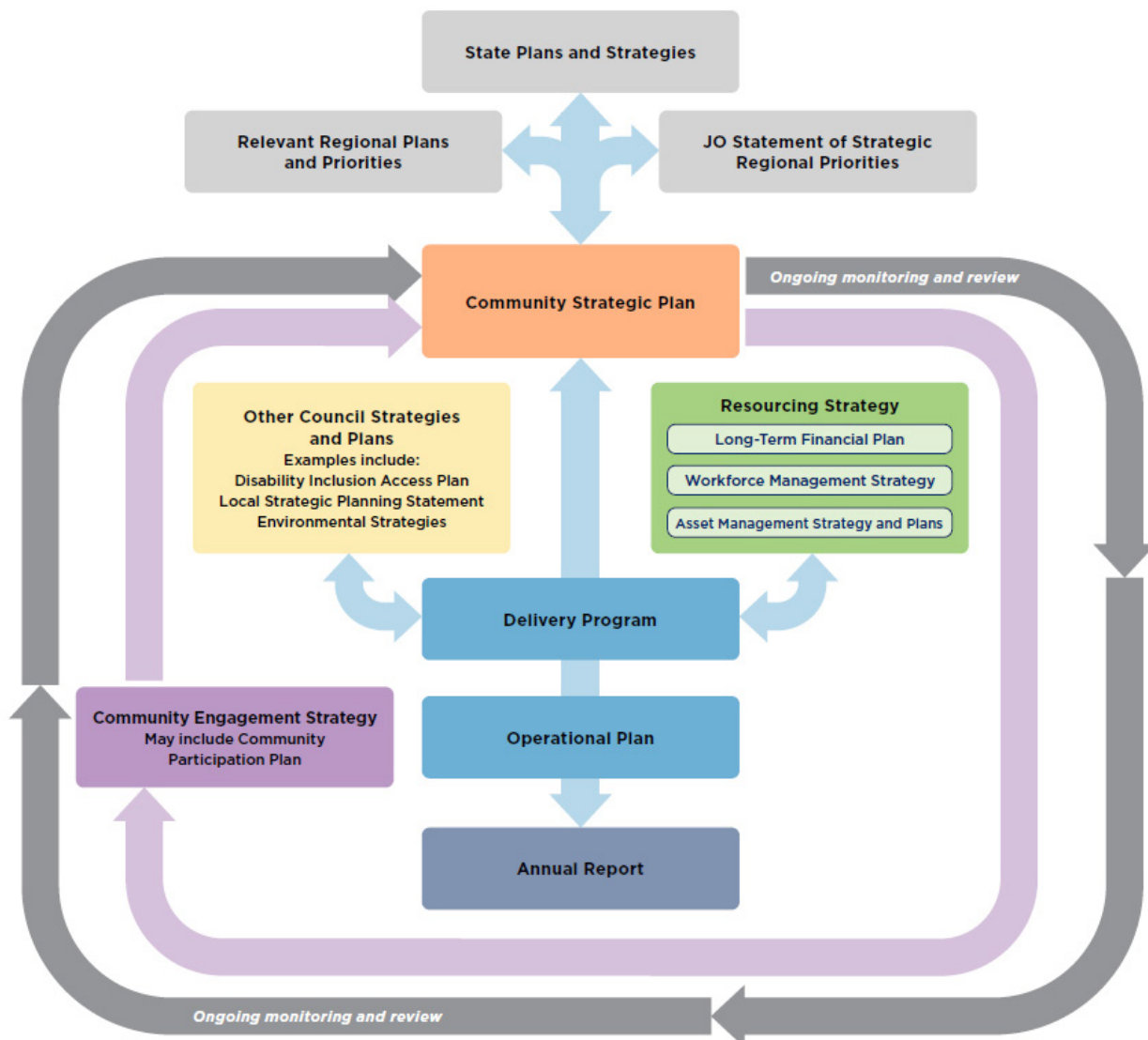
## Our Integrated Planning Framework

Integrated Planning and Reporting (IP&R) is a strategic planning framework for NSW Local Governments. The aim of the framework is to promote the long term sustainability of our community including social, economic, environment, and civic leadership in a manner that is affordable in the long run. Maintaining a financially sustainable Council and ensuring that services and assets are delivered and maintained in a manner that is equitable is a priority.

Woollahra Council’s integrated planning and reporting framework comprises our Community Strategic Plan, Delivery Program and an Operational Plan, all supported by our Resourcing Strategy.

Progress is monitored and reported to Council through quarterly updates and our Annual Report. At the end of an election term there is a State of Our City Report to the community.

Council’s Priorities and Actions make reference to the relevant IP&R – Related Plans, Strategy, and Policies.





# Delivering Our Operational Plan

**The Community Strategic Plan includes the values and priorities of our community expressed through a range of community engagement opportunities.**

In updating the plan to *Woollahra 2032*, community values have been updated based on community feedback and presented in line with our themes of community wellbeing, quality places and spaces, a healthy environment, local prosperity and community leadership and participation. The Delivery Program and Operational Plan have been developed in alignment with these values and priorities.

## Delivering *Woollahra 2032*

The draft Operational Plan 2024/25 is structured on the Community Strategic Plan – Focus Areas and Goals. Council’s Integrated Planning and Reporting framework includes four broad interrelated Focus Areas:





- Environmental
- Social
- Economic
- Civic Leadership.

Each broad area is supported by a number of Goals, Strategies, and at the Delivery Program level, Priorities. At the Operational Plan level, there are supporting Actions.

Details of our key challenges in the future and key performance indicators are also outlined for each Goal. Budget information including for Capital Works is presented for each Key Service Area.

## Structure of the Plan

Throughout the Operational Plan these four focus areas are colour-coded:

-  Environmental
-  Social
-  Economic
-  Civic Leadership.

All of our Priorities may deliver benefits across all of the four focus areas; the grouping reflects the primary benefit only.

These focus areas are then presented by Council’s 14 Key Service Area, with detailed budget information, the capital works program and performance measures for each priority. The Key Service Areas are:

-  Environment & Climate Change
-  Waste & Cleansing
-  Parks, Trees & Recreation
-  Transport & Engineering
-  Land & Building Services
-  Development Assessment
-  Strategic Planning, Heritage Conservation & Place
-  Compliance
-  Governance
-  Corporate Services
-  Community Services, Culture & Arts
-  Library Services
-  Customer Experience & Engagement
-  Woollahra Preschool

# 2024/25 Budget Summary

Council applied for a Special Rate Variation (SRV) in 2023. The SRV application was for an SRV of 13.7% in 2023/24 and y 7.5% in 2024/25.

The 2024/25 operating budget forecasts income of \$132 million and operating expenses of \$128 million. When we take away the \$2.9 million in capital grants and contributions (money we receive from the Federal and State Governments for capital projects) we have an operating surplus of \$1.3 million. We exclude the capital grants and contributions because they can only be used on capital projects, i.e. not on Council's day to day expenses.

With a forecast surplus position, Council is forecasting an Operating Performance Ratio in 2024/25 of 1.4% which is above the Office of Local Government (OLG) benchmark of greater than 0%.

Our 2024/25 budget also includes a Capital Works program of \$44 million.

The Long Term Financial Plan (LTFP) expresses in financial terms the activities Council proposes to undertake in the short, medium and long term. Using this we can identify if we can continue to pay for the services we provide and for the continued maintenance of our infrastructure in good condition (i.e. community buildings, parks, roads and business centres) with the income that we expect to receive.

Council's LTFP has been reviewed and updated as a rolling 10-year projection of Council's income and expenditure, assets and liabilities and cashflow using the 2024/25 Budget as its base year. In projecting the future financial years 2025/26 and beyond we have made assumptions using reputable sources such as Deloitte Access Economics and IPART on factors outside of Council's control for inflation, wage increases and the rate peg, as well as key assumptions including Wilberforce car park development \$22m, Urban Forest Strategy, and advertising income of \$6.2m.

The LTFP is impacted by cost shifting of \$14.5m per annum (as measured in 2022-23) from state and commonwealth governments. This is despite Council's extensive budget improvement initiatives taken over the last two financial years.

Our Long Term Financial Plan developed in March 2024 which incorporated the Special Rate Variation built on the significant improvements to the deficit, developed a long-term financially sustainable position and provided the funding to adequately address priority projects that have been identified by the community.

The main cost shifting burdens on Council are in public library operations \$3.2 million, state government Emergency Services Levy (ESL) \$2.6 million, shortfall in cost of processing development applications \$2.5 million, rate exemptions \$2.2 million and provision of community support services including, those provided through Holdsworth Centre and Domestic Violence housing \$1.2 million.

# How we will spend our Budget in 2024/25

Each year Council develops a budget to provide infrastructure and services for the benefit of our community. In 2024/25, Council has a planned total expenditure of \$172 million, being \$125.2 million in operational expenses, (day to day costs, e.g. running our libraries), \$3.1 million in SRV operating expenditure, and \$43.7 million in capital projects, which includes \$2.8 million of SRV Capital expenditure (e.g. Wilberforce car park development).

## For every \$100 in our \$125.2 million budget, we're investing:



<b>INCOME STATEMENT</b>	<b>2022/23 Result \$'000</b>	<b>2023/24 Original Budget \$'000</b>	<b>2023/24 Forecast Budget*1 \$'000</b>	<b>2024/25 Original Budget \$'000</b>
<b>Income from Continuing Operations</b>				
Rates & Annual Charges	59,700	66,124	66,141	70,681
Fees & Charges	14,343	13,201	14,018	14,655
Interest	3,247	1,929	3,313	3,223
Other Operating Revenues	10,864	11,471	17,085	16,941
Other Income	17,110	17,370	17,201	17,920
Fair Value increment on investment properties	9,376	1,150	1,150	1,200
Operating Grants & Contributions	7,561	4,384	5,910	5,014
Capital Grants & Contributions	8,605	2,900	11,687	2,897
<b>TOTAL INCOME</b>	<b>130,806</b>	<b>118,528</b>	<b>136,505</b>	<b>132,531</b>
<b>EXPENSES FROM CONTINUING OPERATIONS</b>				
Employee Costs	45,055	49,252	49,316	53,215
Borrowing Costs (Interest)	1,933	1,809	1,806	3,014
Materials & Services	42,891	42,811	48,069	48,421
Depreciation	14,752	14,834	15,927	16,948
Other Operating Expenses	3,747	4,792	4,847	5,041
Net Loss on Sale of Assets	922	1,229	382	1,685
<b>TOTAL EXPENSES</b>	<b>109,300</b>	<b>114,726</b>	<b>120,347</b>	<b>128,324</b>
<b>OPERATING RESULT FROM CONTINUING OPERATIONS</b>	<b>21,506</b>	<b>3,802</b>	<b>16,158</b>	<b>4,207</b>
<b>NET OPERATING RESULT BEFORE CAPITAL GRANTS &amp; CONTRIBUTIONS</b>	<b>12,901</b>	<b>902</b>	<b>4,471</b>	<b>1,310</b>
<b>Capital Expenditure &amp; Liability Reduction</b>				
<b>Capital Budget</b>	<b>18,873</b>	<b>19,450</b>	<b>44,203</b>	<b>43,682</b>
Loan Principal Repayment	3,664	3,805	3,805	4,069
Proceeds from Borrowings	-	-	-	(22,000)
Employee Entitlements paid on Termination	1,375	416	416	416
Transfers to Reserve	22,958	11,741	12,353	37,467
Capital Funding				
<b>Capital Grants &amp; Contributions</b>	<b>8,605</b>	<b>2,900</b>	<b>11,687</b>	<b>2,897</b>
Transfer from Reserves	16,691	13,982	30,704	41,956
Less: Non Cash items	16,162	16,485	16,731	18,463
<b>Working Funds Surplus/(Deficit)</b>	<b>7,489</b>	<b>(1,143)</b>	<b>2,817</b>	<b>993</b>

1. The Forecast as at 31 December 2023.



# 2024/25 Capital Budget Summary

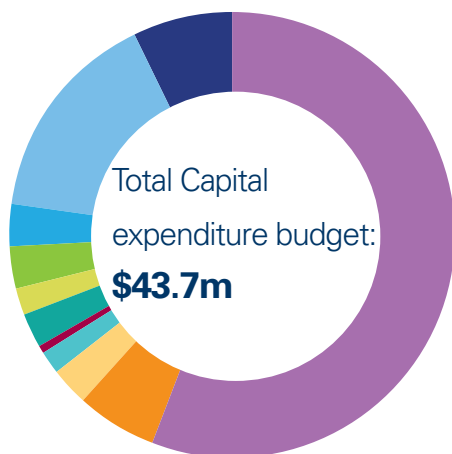
The 2024/25 Plan provides for a Capital Works Program of \$43.7m.

The 2024/25 Capital Works Program includes anticipated council buildings \$24.4m, mainly due to Wilberforce car park development and infrastructure renewals of \$6.8m, an increase of \$24.25m. At this level Council will achieve the OLG’s benchmark Building, Infrastructure and Other Structures renewals ratio of 222.6% (benchmark of greater than 100%), with an average over a three year period of 73.7% in 2023-24. However this ratio is influenced by the timing of the completion of capital works and will fluctuate each year. The chart below shows the breakdown of the total capital works program between categories.

Highlights of the Capital Works Program include:

- \$22.35 million for the redevelopment of the Wilberforce Ave carpark in Rose Bay during 2024/25 with a further estimated \$13.0 million to be spent in 2025/26.
- \$2.5 million for the O’Sullivan Road, Bellevue Hill cycleway project. This is an SRV funded project.

- \$678k for pavement re-sheeting, footpath and storm water works on Birriga Road, Bellevue Hill (Bundara Road to 4 Birriga Road)
- \$580k on transition from gas. Phase 1 is replacing hot water units and an electrical upgrade at Kiaora Place and Redleaf. Phase 2 is a variable refrigerant flow system replacement at Kiaora Place building 1
- \$482k for road pavement, kerb gutter and new footpath reconstruction on Manning Road, Woollahra (Epping Road to Suttie Road)
- \$434k for road pavement re-sheeting, kerb and gutter reconstruction, dish crossing, footpath works and storm water pit and pipe works on Cambridge Avenue Vacluse (Hopetoun Avenue to Palmerston Street)
- \$350k for road pavement re-sheeting on William Street Double Bay (Pearce St to Bay St)
- \$300k for the Rose Bay promenade balustrade (heritage item) conservation project
- \$350k on Dumaresq Road, Rose Bay seawall protection.



- 55.9% Council Buildings
- 5.9% Plant Replacement
- 2.9% Passenger Vehicle Replacement
- 1.5% Other Operating Capital
- 0.7% Information Technology
- 2.3% Environmental Works Program
- 3.0% Playgrounds & Sportsfields
- 3.2% Parks & Reserves and Open Space Capital Works management
- 2.0% Flood Plain Management and Stormwater Levy Works
- 15.6% Infrastructure Renewal Program
- 7.0% Traffic Infrastructure

The detailed 2024/25 Capital Works Program including funding source is included in the following Key Service Areas:

- Environment & Climate Change
- Waste & Cleansing
- Parks, Trees & Recreation
- Transport & Engineering
- Land & Building Services
- Corporate Services
- Community Services, Culture & Arts
- Library Services.

A summary of capital funding by Key Service Area is below.

Project	Expend. Budget (\$)	Capital Funding Incl. GST (\$)								Net Cost (\$)
		Sales	E& IRL	Storm-water Mgmt Charge	Sec. 7.11	Sec. 7.12	Grants	Loans	Reserves	
<b>Capital Works 2024/25 Summary by Key Service Area</b>										
Total for Environment & Climate Change	1,857,250	-	-1,000,000	-540,000	-	-	-	-	-257,250	60,000
Total for Waste & Cleansing	63,000	-	-	-	-	-	-	-	-63,000	-
Total for Parks, Trees & Recreation	2,699,000	-	-	-	-	-2,198,054	-	-	-500,946	-
Total for Land & Building Services	24,028,000	-	-	-	-	-	-22m	-1,958,000	70,000	
Total for Traffic & Engineering Services	9,887,180	-	-2,857,500	-	-	-1,447,640	-349,790	-2,500,000	2,732,250	
Total for Corporate Services	4,125,999	-923,500	-	-	-	-	-	-741,514	2,460,985	
Total for Community Services, Culture & Arts	351,000	-	-	-	-	-	-	-351,000	-	
Total for Library Services	670,943	-	-	-	-	-	-	-242,120	428,823	
<b>Total Capital Works 2024/25</b>	<b>43,682,372</b>	<b>-923,500</b>	<b>-3,857,500</b>	<b>-540,000</b>	<b>-</b>	<b>-3,645,694</b>	<b>-349,790</b>	<b>-22m</b>	<b>-6,613,830</b>	<b>5,752,058</b>

# Key Financial Indicators

Ratio	Purpose	Benchmark	2022/23 Result	2023/24 Original Budget	2023/24 Forecast Budget *1 & 2	2024/25 Original Budget
<b>Operating Performance Ratio</b>	Operating Performance ratio is an indication of continued capacity to meet on-going expenditure requirements.	Greater than or equal to breakeven	3.64%	0.86%	2.99%	1.40%
<b>Own Source Revenue Ratio</b>	Own source revenue measures the degree of reliance on external funding sources. Financial flexibility increases as the level of own source revenue increases.	Greater than 60%	86.68%	93.79%	87.00%	93.98%
<b>Unrestricted Current Ratio</b>	To assess the adequacy of working capital and its ability to satisfy obligations in the short term for the unrestricted activities of Council.	Greater than or equal to 1.5:1	3.41	2.73	4.00	3.64
<b>Debt Service Cover Ratio</b>	To assess the availability of operating cash to service debt including interest, principal and lease payments.	Greater than or equal to 2.00	3.63	3.07	3.74	3.03
<b>Rates, Annual Charges, Interest &amp; Extra Charges Outstanding Percentage</b>	To assess the impact of uncollected rates and annual charges on Council's liquidity and the adequacy of recovery efforts.	Less than 5.00%	5.18%	4.50%	4.81%	4.82%
<b>Cash Expense Cover Ratio</b>	Indicates the number of months a Council can continue paying for its immediate expenses without additional cash inflows.	Greater than or equal to 3 months	12.84	9.45	11.36	9.59
<b>Building, Infrastructure &amp; Other Structures Renewal Ratio</b>	Represents the replacement or refurbishment of existing assets to equivalent capacity or performance (as opposed to new assets or increasing performance or capacity of existing assets). Ratio compares the proportion spent on infrastructure asset renewals and assets deterioration.**	Greater than or equal to 100%	69.62%	89.33%	222.67%	103.94%
<b>Infrastructure Backlog Ratio</b>	Indicates the proportion of backlog against the total value of Council's infrastructure assets. Measures the extent to which asset renewal is required to maintain or improve service delivery in a sustainable way.	Less than 2%	0.91%	1.15%	0.92%	0.92%
<b>Asset Maintenance Ratio</b>	Reflects the actual asset maintenance expenditure relative to the required asset maintenance.	Greater than 1.00	0.96	1.13	1.12	1.12

\*1 The Forecast as at 31 December 2023

\*\*2 Recalculated based on reclassification of Environmental & Infrastructure Levy from External to Internal

# 2024/25 Budget Financial Reports

<b>INCOME STATEMENT</b>	<b>2022/23 Result \$'000</b>	<b>2023/24 Original Budget \$'000</b>	<b>2023/24 Forecast Budget**1 \$'000</b>	<b>2024/25 Original Budget \$'000</b>
<b>Income from Continuing Operations</b>				
Rates & Annual Charges	59,700	66,124	66,141	70,681
Fees & Charges	14,343	13,201	14,018	14,655
Interest	3,247	1,929	3,313	3,223
Other Operating Revenues	10,864	11,471	17,085	16,941
Other Income	17,110	17,370	17,201	17,920
Fair Value increment on investment properties	9,376	1,150	1,150	1,200
Operating Grants & Contributions	7,561	4,384	5,910	5,014
Capital Grants & Contributions	8,605	2,900	11,687	2,897
<b>Other Income:</b>				
Net Gain on Sale of Assets	-	-	-	
<b>TOTAL INCOME</b>	<b>130,806</b>	<b>118,528</b>	<b>136,505</b>	<b>132,531</b>
<b>EXPENSES FROM CONTINUING OPERATIONS</b>				
Employee Costs	45,055	49,252	49,316	53,215
Borrowing Costs (Interest)	1,933	1,809	1,806	3,014
Materials & Services	42,891	42,811	48,069	48,421
Depreciation	14,752	14,834	15,927	16,948
Other Operating Expenses	3,747	4,792	4,847	5,041
Net Loss on Sale of Assets	922	1,229	382	1,685
<b>TOTAL EXPENSES</b>	<b>109,300</b>	<b>114,726</b>	<b>120,347</b>	<b>128,324</b>
<b>OPERATING RESULT FROM CONTINUING OPERATIONS</b>	<b>21,506</b>	<b>3,802</b>	<b>16,158</b>	<b>4,207</b>
<b>NET OPERATING RESULT BEFORE CAPITAL GRANTS &amp; CONTRIBUTIONS</b>	<b>12,901</b>	<b>902</b>	<b>4,471</b>	<b>1,310</b>

\*1. The Forecast as at 31 December 2023.



<b>BALANCE SHEET</b>	<b>2022/23 Result \$'000</b>	<b>2023/24 Original Budget \$'000</b>	<b>2023/24 Forecast Budget*<sup>1</sup> \$'000</b>	<b>2024/25 Original Budget \$'000</b>
<b>ASSETS</b>				
<b>Current Assets</b>				
Cash & Investments	107,670	68,748	109,093	95,079
Receivables	7,235	6,187	7,673	7,506
Inventories & Other Assets	337	399	447	450
Other	2,306	3,990	2,682	2,692
	<b>117,548</b>	<b>79,324</b>	<b>119,895</b>	<b>105,727</b>
<b>Non-Current Assets</b>				
Receivables	152	128	146	156
Inventories & Other Assets	454	931	700	1,451
Investment Properties	191,420	192,570	192,570	193,770
Property, Plant & Equipment	1,056,285	1,010,555	1,082,582	1,127,185
	<b>1,248,311</b>	<b>1,204,183</b>	<b>1,275,998</b>	<b>1,322,562</b>
<b>TOTAL ASSETS</b>	<b>1,365,859</b>	<b>1,283,507</b>	<b>1,395,893</b>	<b>1,428,289</b>
<b>LIABILITIES</b>				
<b>Current Liabilities</b>				
Payables	56,075	49,754	53,801	54,104
Interest Bearing Liabilities	3,794	3,476	4,069	4,051
Provisions	12,385	14,918	13,288	14,095
Other	12,468	1,675	8,952	6,383
	<b>84,722</b>	<b>69,823</b>	<b>80,110</b>	<b>78,633</b>
<b>Non-Current Liabilities</b>				
Interest Bearing Liabilities	56,521	53,044	74,452	83,401
Provisions	583	530	537	570
Other	19	285	623	944
	<b>57,123</b>	<b>53,859</b>	<b>75,612</b>	<b>84,915</b>
<b>TOTAL LIABILITIES</b>	<b>141,845</b>	<b>123,682</b>	<b>155,722</b>	<b>163,548</b>
<b>NET ASSETS</b>	<b>1,224,014</b>	<b>1,159,825</b>	<b>1,240,171</b>	<b>1,264,741</b>
<b>EQUITY</b>				
Opening Equity	582,588	591,618	598,745	602,951
Asset Revaluation Reserves	641,426	568,207	641,426	661,790
<b>Closing Equity</b>	<b>1,224,014</b>	<b>1,159,825</b>	<b>1,240,171</b>	<b>1,264,741</b>

\*1 The Forecast as at 31 December 2023

<b>CASH FLOW STATEMENT</b>	<b>2022/23 Result \$'000</b>	<b>2023/24 Original Budget \$'000</b>	<b>2023/24 Forecast Budget*<sup>1</sup> \$'000</b>	<b>2024/25 Original Budget \$'000</b>
<b>Cash Flows from operating activities</b>				
<b>Receipts</b>				
Rates and Annual Charges	59,434	66,092	66,043	70,525
Fees and Charges	15,082	13,232	13,268	14,718
Interest	1,882	1,948	4,139	3,298
Grants & Contributions	17,519	4,160	15,079	4,947
Other	38,395	29,151	37,632	40,021
<b>Payments</b>				
Employee Costs	(47,237)	(48,297)	(48,003)	(52,270)
Materials & Services	(39,598)	(42,818)	(50,647)	(48,392)
Borrowing Costs	(1,950)	(1,822)	(1,798)	(2,972)
Other	(7,359)	(4,657)	(9,916)	(9,966)
<b>Net Cash provided (or used in) Operating Activities</b>	<b>36,168</b>	<b>16,990</b>	<b>25,797</b>	<b>19,909</b>
<b>Cash Flows from investing activities</b>				
<b>Receipts</b>				
Sale of Assets	1,552	1,409	1,713	924
Net Sales/ (Purchases) of Investment Securities	(15,000)		-	-
<b>Payments</b>				
Purchase of assets	(17,195)	(19,829)	(44,155)	(43,673)
Net Movement in investments on hand	(834)			
<b>Net cash provided (or used in) Investing Activities</b>	<b>(31,477)</b>	<b>(18,420)</b>	<b>(42,442)</b>	<b>(42,749)</b>
<b>Cash flows from financing activities</b>				
<b>Receipts</b>				
Proceeds from loans	-	-	22,000	13,000
<b>Payments</b>				
Repayment of loans	(3,765)	(3,932)	(3,933)	(4,175)
<b>Net cash provided (or used in) Financing Activities</b>	<b>(3,765)</b>	<b>(3,932)</b>	<b>18,067</b>	<b>8,825</b>
Net Increase / (Decrease) in Cash & Investments	926	(5,362)	1,422	(14,015)
PLUS: Cash & Investments- beginning of the year	106,744	74,110	107,670	109,093
<b>Cash &amp; Investments - end of the year</b>	<b>107,670</b>	<b>68,748</b>	<b>109,093</b>	<b>95,079</b>

\*1 The Forecast as at 31 December 2023

<b>RESTRICTED RESERVES</b>	<b>2022/23 Result \$'000</b>	<b>2023/24 Original Budget \$'000</b>	<b>2023/24 Forecast Budget*<sup>1&amp;2</sup> \$'000</b>	<b>2024/25 Original Budget*<sup>1&amp;2</sup> \$'000</b>
<b>External Restrictions</b>				
Section 7.11 Contributions	1,514	930	1,013	1,053
Section 7.12 Contributions	7,125	367	2,079	805
Unexpended Grants	17	-	-	-
Stormwater Levy	464	53	53	6
Domestic Waste Management	5,073	4,732	4,794	4,884
	<b>14,193</b>	<b>6,082</b>	<b>7,939</b>	<b>6,748</b>
<b>Internal Restrictions</b>				
Environmental & Infrastructure Levy* <sup>2</sup>	4,085	118	249	277
Employee Leave Entitlements	2,278	4,681	2,278	2,278
Deposits and Bonds	41,561	36,287	41,561	41,561
Property	10,806	6,334	6,963	5,169
Open Space & Community Facilities	954	-	1	1
Kiaora Place	4,480	4,136	4,514	5,594
Election	157	322	322	-
Special Rate Variation	-	-	1,661	489
Other	8,737	5,965	5,122	4,927
	<b>73,058</b>	<b>57,843</b>	<b>62,671</b>	<b>60,296</b>
	<b>87,251</b>	<b>63,925</b>	<b>70,610</b>	<b>67,044</b>

\*1 The Forecast as at 31 December 2023

\*\*2 Recalculated based on reclassification of Environmental & Infrastructure Levy from External to Internal

# Statement of Revenue Policy

## Statement of Revenue Policy

The Statement of Revenue Policy includes:

- Funding the Operational Plan
- Rating Structure 2024/25 – Income by Category
- Rating Structure 2024/25 – Business Rate Sub Categories
- Other Funding Sources.

Fees and Charges are detailed in the Fees and Charges schedules.

## Funding the Operational Plan

Council’s budget is comprised of the Operating Budget and the Capital Budget. The Operating Budget provides resources for the day-to-day service delivery of Council while the Capital Budget provides funding for new and renewal infrastructure projects as well as the routine replacement of capital items and equipment such as plant and vehicles, information technology and library books.

The 2024/25 Budget is predicated on the continuation and enhancement of all existing services as a fundamental principle.

## Rating Structure 2024/25 – Income by Category

<b>RATING STRUCTURE BY INCOME CATEGORY</b>	<b>2024/25 Budget</b>
Number of Rateable Assessments	26,471
Estimated Total Rate Income	\$52,893,267
Estimated Total Domestic Waste Management Charge	\$16,993,601
Estimated Stormwater Management Charges	\$492,500
<b>Estimated Total Rates &amp; Annual Charges</b>	<b>\$70,379,368</b>
<b>Annual Charges</b>	
<b>Stormwater Management Charges:</b>	
Single residential dwelling	\$25.00
Residential strata unit	\$12.50
Business property / strata	\$25.00
per 350m <sup>2</sup> (or part thereof) above 350m <sup>2</sup> in land area prorata	
<b>Domestic Waste Management Charge per residential service</b>	<b>\$638.30</b>

## Rating Structure 2024/25 – Business Rate Sub Category

The Rating Structures include the Business rate sub categories as shown in the following table and map.

### Business Rate Sub Category – Areas By Map

Double Bay

Bellevue Hill

New South Head Road, Vaucluse

Oxford Street

Edgecliff Road / Grosvenor Street

Old South Head Road, Rose Bay

Rose Bay

Fiveways, Paddington

Plumer Road, Rose Bay

Edgecliff

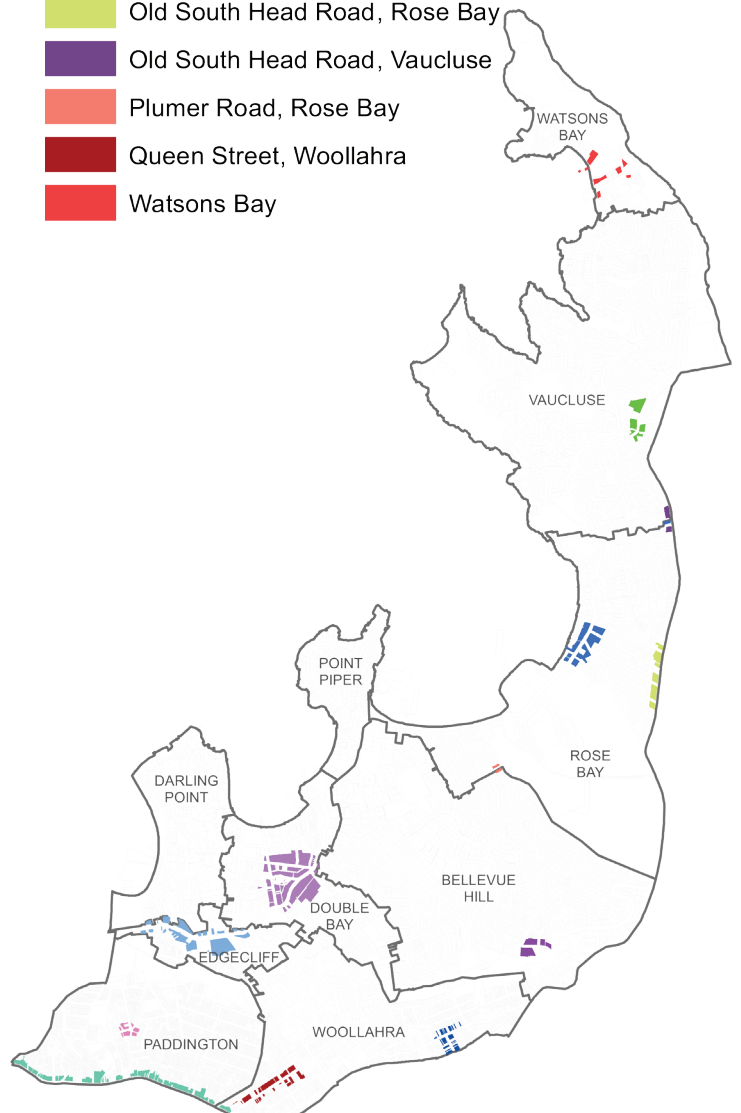
Watsons Bay

Queens Street, Woollahra

Old South Head Road, Vaucluse

## Business Rate Sub Categories Map

- Double Bay
- Oxford Street
- Rose Bay
- Edgecliff
- Bellevue Hill
- Edgecliff Road / Grosvenor Street
- Fiveways, Paddington
- New South Head Road, Vaucluse
- Old South Head Road, Rose Bay
- Old South Head Road, Vaucluse
- Plumer Road, Rose Bay
- Queen Street, Woollahra
- Watsons Bay



## Rating Structure - 2024/25 Rating Year - 7.5% Special Rate Variation

Rate Category	Method of Levying	Cents in the \$	Base Amount/Minimum	Number of Assessments	Number of Mins	% of Mins	Yield \$
Ordinary Rate – Residential	Base Amount 50% Ad Valorem – 50%	0.03347	801	25,079			40,296,930
Ordinary Rate – Business	Ad Valorem – subject to a minimum	0.17930	837	458	162	35.4	1,803,437
Double Bay	Ad Valorem – subject to a minimum	0.21280	837	239	27	11.3	2,305,177
Oxford Street, Paddington	Ad Valorem – subject to a minimum	0.41750	837	198	5	2.5	1,134,135
Rose Bay (New South Head Road)	Ad Valorem – subject to a minimum	0.18360	837	79	8	10.1	376,580
Edgecliff	Ad Valorem – subject to a minimum	0.26580	837	183	83	45.3	519,380
Bellevue Hill	Ad Valorem – subject to a minimum	0.21440	837	29	12	41.6	36,692
Edgecliff / Grosvenor Streets, Woollahra	Ad Valorem – subject to a minimum	0.20130	837	34	4	11.7	114,863
Five Ways Paddington	Ad Valorem – subject to a minimum	0.17470	837	28	0	-	97,035
New South Head Road, Vaucluse	Ad Valorem – subject to a minimum	0.22100	837	23	6	26.5	54,726
Old South Head Road, Rose Bay	Ad Valorem – subject to a minimum	0.15300	837	22	5	22.9	81,875
Old South Head Road, Vaucluse	Ad Valorem – subject to a minimum	0.11330	837	12	3	25.0	18,950
Plumer Road, Rose Bay	Ad Valorem – subject to a minimum	0.20970	837	3	0	-	17,144
Queen Street, Woollahra	Ad Valorem – subject to a minimum	0.15200	837	68	3	4.4	311,173
Watsons Bay	Ad Valorem – subject to a minimum	0.22140	837	17	4	23.4	106,298
Environmental & Infrastructure Renewal Levy <sup>2</sup>	Base Amount 50% Ad Valorem – 50%	0.00444	106	26,471			5,618,873
<b>Sub Total: Gross Rates Levy</b>							<b>52,893,267</b>
<b>Less: Pensioner Rates Rebate (Government)</b>							<b>201,788</b>
<b>Pensioner Rates Rebate (Council)</b>							<b>126,262</b>
<b>Total Net Rates Income</b>							<b>52,565,217</b>

\*This Rating Structure is based on the 2022 Land valuation and 7.5% Special Rate Variation

\*\*The Environmental and Infrastructure Levy is used to fund Council's Environmental Works and Infrastructure Renewal programs which benefit the local government area as a whole.



# Other Funding Sources

## Sale of Assets

Council has reviewed its use and ownership of operational assets such as plant, equipment and vehicles. Routinely, as part of its cyclical plant and vehicle replacement, Council sells plant and vehicles after they have been replaced. From time to time Council also considers the sale of unmade roadway.

## Loan Borrowing

There is a new loan borrowing proposed in the 2024/25 Operational Plan of \$22 million for the part funding of the Wilberforce Car Park project

## Schedule of Business for Commercial Activities

The Council undertakes some activities that are of a commercial nature. These activities include leasing of properties, commercial waste collection services, etc. However, these activities do not fall under the ambit of competitive neutrality guidelines. The Council has no Category One or Category Two businesses.

## Schedule of Fees & Charges

For information regarding Council's fees and charges including Council's pricing methodology for determining the prices of goods and services, refer to our Fees & Charges 2024/25 document (Annexure commencing after page 75).



Vaucluse Bowling Club  
& Community Centre



# Operational Plan by Key Service Area







# Environment & Climate Change

## Business units:

- Sustainability
- Engineering
- Civil Operations

## Service information:

With 18km of harbour foreshore, consisting of rocky headlands, coastal cliffs and beaches and 106 kms of stormwater network, we are dedicated to protecting and enhancing our natural and building environments. This service delivers programs to protect and preserve biodiversity, manage natural hazards and improve sustainability for Council and the community. We bring our community together taking part in our environment education programs and our popular bush regeneration volunteer program.

## Supporting Community Strategic Plan

### Community Outcomes:

- G5: Liveable places
- G7: Protecting our environment
- G8: Sustainable use of resources

## Ongoing services and programs:

- Deliver programs to mitigate, adapt and respond to climate change
- Reduce energy, water and waste at all Council facilities as well as Council and community greenhouse gas emissions
- Encourage reduction in energy, water & waste by the community
- Environmental education services to schools, community groups council staff and local business
- Protect and improve biodiversity and encourage community participation in biodiversity conservation
- Stormwater design and maintenance
- Flood risk mitigation
- Protect and improve stormwater quantity and quality, and reduce litter on beaches and in waterways
- Seek grant funding for environmental & sustainability projects.



Gibsons Beach



Electric Vehicle Charging Station at Dorhauer Lane

## Operational Plan 2024/25

Operational projects are initiatives that improve the service or focus its delivery.

Environment & Climate Change Operational Projects		
Priorities	Projects	Delivered By
5.4.1 Ensure appropriate Floodplain Risk Management Plans are in place for the various catchments in Woollahra.	Complete Flood Risk Management Plans for Vaucluse & Darling Point catchments.	30 June 2025.
7.1.3 Educate and partner with the community on the protection of natural areas and waterways, including Bushcare.	Support and promote Council's Bushcare Programs and other engagement activities, including National Tree Day, 11 Bushcare groups and community/ school activities.	30 June 2025.
	Support and promote Council's HarbourCare other community engagement activities, including Clean Up Australia Day.	30 June 2025.
	Implement a community education program including three workshops to encourage habitat planting on private property.	31 May 2025.
7.1.4 Implement actions from the Biodiversity Conservation Strategy.	Undertake biennial biodiversity and environmental monitoring program, with data collected and reported on Council's website.	31 March 2025.
7.2.2 Implement a program of capital works for water quality improvement, including installation of stormwater quality improvement devices such as raingardens and Gross Pollutant Traps.	Capital works projects include one raingarden incorporated into the O'Sullivan Road cycleway project and one gross pollutant trap in the catchment of Gibsons Beach (pending outcome of feasibility study).	30 June 2025.
7.2.3 Collaborate with partners to develop and implement programs to improve natural waterways.	Work with the Sydney Coastal Councils Group to develop the Sydney Harbour Coastal Management Program.	30 June 2025.
	Facilitate and support the Rose Bay Beach Working Party to improve water quality at Rose Bay Beach with the aim of achieving a Beachwatch rating of 'good'.	30 June 2025.

## Environment & Climate Change Operational Projects

Priorities	Projects	Delivered By
8.1.1 Provide programs and projects to reduce local greenhouse gas emissions.	Expand the public electric vehicle charging network by 10 chargepoints.	30 June 2025.
	Develop and implement projects aimed at achieving community carbon reduction, including three workshops / information sessions, one of which focuses on transition to all electric homes.	30 June 2025.
	Deliver a program to support people living in apartments to reduce emissions, including assisting strata managers to identify energy saving opportunities.	30 June 2025.
	Deliver community emission reductions through the 3-Council Regional Environment Program, including Solar My Suburb and Renewables for Sydney.	30 June 2025.
8.2.1 Coordinate educational events and Council's Environmental Grants Program.	Deliver Council's environmental grants program.	30 June 2025.
8.2.2 Implement the Environmental Education Program for each year.	Plan and deliver a program of environmental education initiatives including: 12 community sustainability activities (eg workshops), monthly environmental e-newsletters, and quarterly meetings of the Eastern Suburbs Sustainable Schools Network.	30 June 2025.
8.3.1 Develop and implement projects to enable climate change adaptation.	Maintain Council's carbon neutral certification under the Climate Active program.	30 June 2025.
	Work with Sydney Coastal Councils Group to obtain grant funding for coastal adaptation planning.	30 June 2025.

## Environment & Climate Change Operational Projects

Priorities	Projects	Delivered By
8.5.2 Implement projects to reduce Council's water usage.	Conduct a water efficiency audit of Council properties & identify sites for additional tanks / re-use systems.	30 June 2025.
	Complete a review of irrigation systems and identify areas for upgrade.	30 June 2025.
8.5.3 Work with neighbouring Council's to implement programs aimed at reducing community water use.	Work with the 3-Council Regional Environment Program to promote the WaterFix Program to schools.	30 November 2024.

## Capital Projects 2024/25

Capital projects are priority works based on asset renewal, community needs and adopted plans.

## Environment & Climate Change Capital Works 2024/25

Project	Expend. Budget (\$)	Capital Funding incl. GST (\$)							Net Cost (\$)
		Sales	E& IRL	Storm-water Mgmt Charge	Sec. 7.11	Sec. 7.12	Grants	Reserves	
<i>Stormwater Levy Works</i>									
Small Stormwater works- Multiple Priority Projects to Improve Stormwater Management	460,000	0	0	-460,000	0	0	0	0	0
Condition assessment- CCTV works in stormwater network in entire LGA	80,000	0	0	-80,000	0	0	0	0	0
Edgecliff Road, Woollahra- Climate Change Adaption Measures- Design phase (SRV project)- Stormwater improvements and streetscape upgrade	51,450	0	0	0	0	0	0	-51,450	0
Pipe Refurbishment Program- Climate Change Adaption Measures (SRV project)- Stormwater improvements and upgrades	205,800	0	0	0	0	0	0	-205,800	0
<b>Total for Stormwater Levy Works</b>	<b>797,250</b>	<b>0</b>	<b>0</b>	<b>-540,000</b>	<b>0</b>	<b>0</b>	<b>0</b>	<b>-257,250</b>	<b>0</b>



## Environment & Climate Change Capital Works 2024/25

Project	Expend. Budget (\$)	Capital Funding incl. GST (\$)							Net Cost (\$)
		Sales	E& IRL	Storm-water Mgmt Charge	Sec. 7.11	Sec. 7.12	Grants	Reserves	
<i>Flood Plain Management:</i>									
Stormwater Inlet Capacity Increase- Multiple jobs to Improve Stormwater Inlet Capacity	60,000	0	0	0	0	0	0	0	60,000
<b>Total for Flood Plain Management</b>	<b>60,000</b>	<b>0</b>	<b>0</b>	<b>0</b>	<b>0</b>	<b>0</b>	<b>0</b>	<b>0</b>	<b>60,000</b>
<i>Environmental Works Program</i>									
Water Quality Improvement-Water Sensitive Urban Design (WSUD)- Implementation of WSUD projects including raingardens.	50,000	0	-50,000	0	0	0	0	0	0
Water Quality Improvement- Gross Pollutant Traps (GPTs)- Design and construction of GPTs to treat stormwater	200,000	0	-200,000	0	0	0	0	0	0
Electric vehicle charging - Installation of electric vehicle charging infrastructure	70,000	0	-70,000	0	0	0	0	0	0
Energy conservation and carbon reduction- Projects to reduce energy use and carbon emissions	100,000	0	-100,000	0	0	0	0	0	0
Transition from Gas- Phase 1 - replacing hot water units & electrical upgrade Kiaora and Redleaf	180,000	0	-180,000	0	0	0	0	0	0
Transition from Gas- Phase 2 - Variable Refrigerant Flow (VRF) System replacement for Kiaora building 1	400,000	0	-400,000	0	0	0	0	0	0
<b>Total for Environmental Works Program</b>	<b>1,000,000</b>	<b>0</b>	<b>-1,000,000</b>	<b>0</b>	<b>0</b>	<b>0</b>	<b>0</b>	<b>0</b>	<b>0</b>
<b>Total for Environment &amp; Climate Change</b>	<b>1,857,250</b>	<b>0</b>	<b>-1,000,000</b>	<b>-540,000</b>	<b>0</b>	<b>0</b>	<b>0</b>	<b>-257,250</b>	<b>60,000</b>

# Waste & Cleansing

## Business units:




Civil Works

## Service information:

Every week 25,084 households receive waste, recyclables and organic collection. Pre-booked collections of bulky goods are offered three times a year and e-waste collection can be booked for collection the next business day. This service also offers effective education to the community on our waste collection service, recycling and waste reduction.

## Supporting Community Strategic Plan

### Community Outcomes:

-  G5: Liveable places
-  G7: Protecting our environment
-  G8: Sustainable use of resources

## Ongoing services and programs:

- Collect domestic waste, garden and food organics, recycling as well as trade waste and commercial paper
- Household clean-up collection service with collection of non-recyclable bulky household items from 11 defined zones covering the Woollahra LGA, totalling 3 collections per zone annually
- Programmed maintenance and response to requests regarding business centres.



Recycle It Saturday collection 2023  
Photo credit: Cassandra Hannagan



Food Organics and Garden Organics (FOGO) bin

## Operational Plan 2024/25

Operational projects are initiatives that improve the service or focus its delivery.

Waste & Cleansing Operational Projects		
Priorities	Projects	Delivered By
8.4.1 Encourage greater participation in waste reduction, recycling and other measures to minimise waste.	Conduct education programs to encourage the recycling of organics through the 3 Council Compost revolution to increase organic waste diverted from landfill.	30 June 2025.
	Hold bi-monthly stalls at Double Bay market to promote Council initiatives and provide greater presence in the community.	30 June 2025.
	Participate in regional waste avoidance/reduction events, including: <ul style="list-style-type: none"> <li>National recycling week (10-16 November 2024)</li> <li>Clean Up Australia Day (6 March 2025)</li> <li>The Garage Sale Trail (9-10 &amp; 16-17 November 2024)</li> </ul>	30 June 2025.
8.4.2 Conduct cost effective and efficient waste collection and recycling to residents and businesses and conduct organics recycling services.	Carry out the household clean-up collection service.	30 June 2025.
	Complete joint collections days with Waverley and City of Sydney Councils for problem waste.	30 June 2025.

## Capital Projects 2024/25

Capital projects are priority works based on asset renewal, community needs and adopted plans.

### Waste & Cleansing Capital Works 2024/25

Project	Expend. Budget (\$)	Capital Funding incl. GST (\$)							Net Cost (\$)
		Sales	E& IRL	Storm-water Mgmt Charge	Sec. 7.11	Sec. 7.12	Grants	Reserves	
<i>Depots</i>									
Fletcher St Depot- Install concrete stormwater swale	63,000	0	0	0	0	0	0	-63,000	0
<b>Total for Depots</b>	<b>63,000</b>	<b>0</b>	<b>0</b>	<b>0</b>	<b>0</b>	<b>0</b>	<b>0</b>	<b>-63,000</b>	<b>0</b>
<b>Total for Waste &amp; Cleansing</b>	<b>63,000</b>	<b>0</b>	<b>0</b>	<b>0</b>	<b>0</b>	<b>0</b>	<b>0</b>	<b>-63,000</b>	<b>0</b>



# Parks, Trees & Recreation

## Business units:




Open Space & Trees  
Civil Operations  
Capital Projects

## Service information:

We are responsible for managing, planning, upgrading and maintaining our parks, trees and recreation facilities which provide safe and functional open spaces and recreational opportunities for the community. This includes scheduled tree maintenance to 12,000 street trees plus 6,000 park trees, maintenance programs for approximately 650 sites including parks, sportsfields, laneways and gardens and the management of approximately 30 hectares of natural area parks. We facilitate a volunteer bushcare program and manage 3,500 sportsground and parks seasonal and casual hire booking each year. We also undertake construction and manage contracts for projects including landscaping works, playgrounds and sports facilities.

## Supporting Community Strategic Plan

### Community Outcomes:

-  G5: Liveable places
-  G7: Protecting our environment
-  G8: Sustainable use of resources

### Ongoing services and programs:

- Open space planning, strategies, policies and plans of management
- Community land management
- Manage and maintain open spaces including parks, sportsfields, gardens and playgrounds
- Plan and renew open space assets such as playgrounds and sportsfields
- Tree management (trees on public land and requests for pruning or removal of trees on private land)
- Manage open space and coordinate bookings of parks and sportsfields
- Develop strategies, policies and plans for open space and recreation
- Bush regeneration and Bushcare.



Spicer Lane court



Trumper Park pathway accessibility improvements



## Operational Plan 2024/25

Operational projects are initiatives that improve the service or focus its delivery.

Parks, Trees & Recreation Operational Projects		
Priorities	Projects	Delivered By
5.1.1 Plan for community, cultural and recreational facilities to ensure they reflect community needs and aspirations.	<p>Incorporate projects from the Recreation Strategy pending budget allocation in the Capital Works budget for reporting quarterly. Specific projects for 24/25 include;</p> <ul style="list-style-type: none"> <li>Investigate increased access to public and private school facilities, in line with State Government objectives and principles</li> <li>Investigate recreational opportunities in all new community facilities and/ or upgrades to street domain including the Wilberforce Car Park developments.</li> <li>Deliver the Rushcutters Bay Park Youth Recreation Facility.</li> <li>Implement the change in dog regulations in Council's open spaces.</li> <li>Undertake an audit of existing sports field lighting and a feasibility study to identify costs, environmental impacts, benefits and locations of field lighting across the LGA.</li> </ul>	30 June 2025.
	<p>Incorporate projects from the Play Space Strategy pending budget allocation in the Capital Works budget for reporting quarterly. Specific actions for 24/25 include:</p> <ul style="list-style-type: none"> <li>Undertake consultation and design for the renewal and upgrade of playgrounds at Trumper Park and Rushcutters Bay Park.</li> </ul>	30 June 2025.
	<p>Implement Open Space Capital Works Program for, with a target of 90% of projects to be completed or in construction by 30 June 2025.</p>	30 June 2025.



## Parks, Trees & Recreation Operational Projects

Priorities	Projects	Delivered By
	Implement changes to dog regulations to sensitive open space areas including beaches and bushland. Implement the necessary infrastructure changes to these sites including signage.	30 June 2025.
	<p>Incorporate projects from the Crown Lands Plan of Management pending allocation in the Capital Works budget for reporting quarterly. Specific actions for 24/25 include:</p> <ul style="list-style-type: none"> <li>Finalise the change in dog regulations for Crown Land Reserves.</li> <li>Undertake a detailed landscape Masterplan for the South Head trio, Christison Park, Lighthouse Reserve and Signal Hill Reserve</li> <li>Increase cleanliness and landscaped maintenance to Crown Land parks.</li> </ul>	30 June 2025.
7.1.1 Plan and implement strategies and initiatives to enhance natural landscapes and systems and maintenance of trees.	Implement actions from the Urban Forest Strategy with an emphasis on the review of the Street Tree Masterplan and commence tree planting of 344 public trees.	30 June 2025.
11.2.2 Achieve sustainable asset management through the integration of strategic asset planning with financial planning.	<p>Implement actions from Open Space &amp; Trees service review. Specific actions from the review include:</p> <ul style="list-style-type: none"> <li>Replacement of public tree database software</li> <li>Undertake landscape improvements to 6 sites</li> <li>Undertake additional maintenance work on public trees.</li> </ul>	30 June 2025.
	Update and review the Open Space Asset Management Plan in FY24/25.	28 February 2025.

## Capital Projects 2024/25

Capital projects are priority works based on asset renewal, community needs and adopted plans.

### Parks, Trees & Recreation Capital Works 2024/25

Project	Expend. Budget (\$)	Capital Funding incl. GST (\$)							Net Cost (\$)
		Sales	E& IRL	Storm-water Mgmt Charge	Sec. 7.11	Sec. 7.12	Grants	Reserves	
<i>Playgrounds</i>									
Robertson Park Playground- Renewal of Robertson Park Playground.	750,000	0	0	0	0	-476,054	0	-273,946	0
Design and community consultation for Trumper Park and Rushcutters Bay Park playground	57,000	0	0	0	0	-57,000	0	0	0
Intergenerational activity equipment for Lyne Park Playground- Stage 2- Various equipment for the Lyne Park Playground Activity Trail	227,000	0	0	0	0	0	0	-227,000	0
<b>Total for Playgrounds</b>	<b>1,034,000</b>	<b>0</b>	<b>0</b>	<b>0</b>	<b>0</b>	<b>-533,054</b>	<b>0</b>	<b>-500,946</b>	<b>0</b>
<i>Sports elds</i>									
Christison Park irrigation extension - Extension of existing irrigation at Christison Park	156,000	0	0	0	0	-156,000	0	0	0
Returfing Major Sportsfield- Returfing Rushcutters Bay Park sporting field No.1	118,000	0	0	0	0	-118,000	0	0	0
<b>Total for Sportfields</b>	<b>274,000</b>	<b>0</b>	<b>0</b>	<b>0</b>	<b>0</b>	<b>-274,000</b>	<b>0</b>	<b>0</b>	<b>0</b>
<i>Open Space Capital Works Project Mgmt</i>									
Open Space Capital Works Project Management	105,000	0	0	0	0	-105,000	0	0	0
<b>Total for Open Space Capital Works Project Mgmt</b>	<b>105,000</b>	<b>0</b>	<b>0</b>	<b>0</b>	<b>0</b>	<b>-105,000</b>	<b>0</b>	<b>0</b>	<b>0</b>

## Parks, Trees & Recreation Capital Works 2024/25

Project	Expend. Budget (\$)	Capital Funding incl. GST (\$)							Net Cost (\$)
		Sales	E& IRL	Storm-water Mgmt Charge	Sec. 7.11	Sec. 7.12	Grants	Reserves	
<i>Parks &amp; Reserves</i>									
Yarranabbe Park entry landscaping- Improvements to entry to Yarranabbe Park adjacent to RANSA.	112,000	0	0	0	0	-112,000	0	0	0
Renewal of Rushcutters Bay Park pathway along the entire Rushcutters Bay Park seawall	196,000	0	0	0	0	-196,000	0	0	0
Park Furniture rollout- Renewal and new park furniture across the LGA	150,000	0	0	0	0	-150,000	0	0	0
Park lighting upgrades- Renewal and new park lighting across the LGA	75,000	0	0	0	0	-75,000	0	0	0
Cooper Park Creek weir and pond repair- Repair of weirs and Cooper Park pond	142,000	0	0	0	0	-142,000	0	0	0
Park fencing upgrades to various sites	136,000	0	0	0	0	-136,000	0	0	0
Park signage- renewal and new at various sites.	96,000	0	0	0	0	-96,000	0	0	0
CCTV upgrades at Gap Park- Improvements and replacement of cameras at Gap Park	127,000	0	0	0	0	-127,000	0	0	0
Priority infrastructure for change to dog regulations- Infrastructure improvements as per amended dog regulations	106,000	0	0	0	0	-106,000	0	0	0
Renewal of Trumper Park pathway leading to New Mclean Street- Upgrade of Trumper Park pathway leading to Edgecliff Centre	146,000	0	0	0	0	-146,000	0	0	0
<b>Total for Parks &amp; Reserves</b>	<b>1,286,000</b>	<b>0</b>	<b>0</b>	<b>0</b>	<b>0</b>	<b>-1,286,000</b>	<b>0</b>	<b>0</b>	<b>0</b>
<b>Total for Parks, Trees &amp; Recreation</b>	<b>2,699,000</b>	<b>0</b>	<b>0</b>	<b>0</b>	<b>0</b>	<b>-2,198,054</b>	<b>0</b>	<b>-500,946</b>	<b>0</b>

# Land & Building Services

## Business units:




Property & Projects

## Service information:

We manage and maintain 42 community and civic buildings including our libraries, community centres, pre-school and art gallery. We manage our income producing operations at Kiaora Place shopping centre, 4 public car parking stations and 16 commercial properties such as kiosks, restaurant and function centre. In addition we also manage 96 outdoor dining and display of goods areas. We also manage the maintenance of 11 public convenience amenities.

## Supporting Community Strategic Plan

### Community Outcomes:

-  G5: Liveable places
-  G9: Community focussed economic development
-  G11: A well managed Council

## Ongoing services and programs:

- Plan, design and deliver improvements to Council buildings and facilities
- Maintain and clean Council buildings and public amenities
- Manage and monitor outdoor dining
- Manage leases and licences of Council property
- Manage Kiaora Place as the owner's representative
- Provision and maintenance of public car parking facilities
- Installation, repair and maintenance of street furniture
- Graffiti removal for Council buildings, street furniture, bus shelters, parks, carparks and private property accessible from a public place
- Manage the sale of Council land & acquisition of land for Council purposes
- Deliver major building projects and participate in negotiations with proponents.



Wilberforce Avenue car park



Watsons Bay Tea Room  
Photo credit: Annabel Osborne

## Operational Plan 2024/25

Operational projects are initiatives that improve the service or focus its delivery.

Land & Building Services Operational Projects		
Priorities	Projects	Delivered By
5.1.2 Implement a prioritised program of capital improvements to community facilities.	Implement Property & Projects Capital Works Program, with a target of 90% of projects to be completed or in construction by 30 June 2025.	30 June 2025.
9.1.1 Encourage ongoing economic development across Woollahra.	Cross Street Carpark Project- Attain Public Private Partnership (PPP) approval and finalise Project Development Agreement for the project.	31 December 2024.
	Commence construction of the Wilberforce Avenue Car Park Rose Bay.	September 2024.
11.2.2 Achieve sustainable asset management through the integration of strategic asset planning with financial planning.	Development of new Asset Management Plans for Buildings and Investment properties in FY24/25.	28 February 2025.

## Capital Projects 2024/25

Capital projects are priority works based on asset renewal, community needs and adopted plans.

Land & Building Services Capital Works 2024/25									
Project	Expend. Budget (\$)	Capital Funding incl. GST (\$)							Net Cost (\$)
		Sales	E& IRL	Storm-water Mgmt Charge	Sec. 7.11	Sec. 7.12	Grants	Reserves	
<i>Investment Properties</i>									
Kiaora Place- Landscaping	15,000	0	0	0	0	0	0	-15,000	0
Kiaora Place- Amenities Upgrade Building 1	200,000	0	0	0	0	0	0	-200,000	0
Kiaora Place- Amenities Upgrade Building 2	160,000	0	0	0	0	0	0	-160,000	0

## Land & Building Services Capital Works 2024/25

Project	Expend. Budget (\$)	Capital Funding incl. GST (\$)							Net Cost (\$)
		Sales	E& IRL	Storm-water Mgmt Charge	Sec. 7.11	Sec. 7.12	Grants	Reserves	
Kiaora Place- Building Glazing Seals Upgrade	50,000	0	0	0	0	0	0	-50,000	0
Kiaora Place- Roofing Upgrade- Metal Deck, Guttering, Waterproofing	50,000	0	0	0	0	0	0	-50,000	0
Kiaora Place- Exhaust Fan replacement	63,000	0	0	0	0	0	0	-63,000	0
Kiaora Place- Air Conditioning Variable Speed Drive replacement	10,000	0	0	0	0	0	0	-10,000	0
Kiaora Place- Wet Weather Safety Entry Floor Mats replacement	40,000	0	0	0	0	0	0	-40,000	0
Kiaora Place- Height Safety Rooftop Access Compliance Upgrade	40,000	0	0	0	0	0	0	-40,000	0
<b>Total for Investment Properties</b>	<b>628,000</b>	<b>0</b>	<b>0</b>	<b>0</b>	<b>0</b>	<b>0</b>	<b>0</b>	<b>-628,000</b>	<b>0</b>
<i>Commercial/Leased Properties</i>									
Watsons Bay Tea Rooms- Toilets refurbishment	50,000	0	0	0	0	0	0	-50,000	0
Rushcutters Bay Kiosk- Install new extraction fan	15,000	0	0	0	0	0	0	-15,000	0
RANSA- Toilets refurbishment	70,000	0	0	0	0	0	0	-70,000	0
RANSA- Replace Sewer	35,000	0	0	0	0	0	0	-35,000	0
Woollahra Golf Club Cottage- Refurbish roof, gutters & downpipes	20,000	0	0	0	0	0	0	-20,000	0
Redleaf Kiosk- Refurbish roof, gutters & downpipes	10,000	0	0	0	0	0	0	-10,000	0
Redleaf Kiosk- Upgrade toilets and change rooms	25,000	0	0	0	0	0	0	-25,000	0
Redleaf Kiosk- Water supply pipe replacement	45,000	0	0	0	0	0	0	-45,000	0
<b>Total for Commercial/Leased Properties</b>	<b>270,000</b>	<b>0</b>	<b>0</b>	<b>0</b>	<b>0</b>	<b>0</b>	<b>0</b>	<b>-270,000</b>	<b>0</b>
<i>Parks / Ovals Buildings</i>									
Steyne Park Amenities Building- Refurbishment of worksheds	15,000	0	0	0	0	0	0	-15,000	0
Grimmley Pavilion- Refurbishment of toilets & change rooms	70,000	0	0	0	0	0	0	-70,000	0
Robertson Park Toilets- Internal re-tile and general refurbishment	55,000	0	0	0	0	0	0	-55,000	0
Robertson Park Toilets- Upgrade electricals & lighting	20,000	0	0	0	0	0	0	-20,000	0



## Land & Building Services Capital Works 2024/25

Project	Expend. Budget (\$)	Capital Funding incl. GST (\$)								Net Cost (\$)
		Sales	E& IRL	Storm-water Mgmt Charge	Sec. 711	Sec. 712	Grants	Loans	Reserves	
McKell Park Toilet- Replace ceilings	15,000	0	0	0	0	0	0	0	-15,000	0
<b>Total for Parks / Ovals Buildings</b>	<b>175,000</b>	<b>0</b>	<b>0</b>	<b>0</b>	<b>0</b>	<b>0</b>	<b>0</b>	<b>0</b>	<b>-175,000</b>	<b>0</b>
<i>Car Parks</i>										
Cross Street Carpark- Remedial works	30,000	0	0	0	0	0	0	0	-30,000	0
Cross Street Carpark- Redevelopment	200,000	0	0	0	0	0	0	0	-200,000	0
Wilberforce Car Park- Redevelopment	350,000	0	0	0	0	0	0	0	-350,000	0
Wilberforce Car Park- Redevelopment build costs	22m	0	0	0	0	0	0	-22m	0	0
<b>Total for Car Parks</b>	<b>22,580,000</b>	<b>0</b>	<b>0</b>	<b>0</b>	<b>0</b>	<b>0</b>	<b>0</b>	<b>-22m</b>	<b>-580,000</b>	<b>0</b>
<i>Civil Operations</i>										
Street Furniture	70,000	0	0	0	0	0	0	0	0	70,000
<b>Total for Civil Operations</b>	<b>70,000</b>	<b>0</b>	<b>0</b>	<b>0</b>	<b>0</b>	<b>0</b>	<b>0</b>	<b>0</b>	<b>0</b>	<b>70,000</b>
<i>Council Offices</i>										
Annexe- Upgrade Kitchens	15,000	0	0	0	0	0	0	0	-15,000	0
Redleaf- Replace computer room air-conditioning units	80,000	0	0	0	0	0	0	0	-80,000	0
Redleaf- Replace air-conditioning fan motors & pumps	75,000	0	0	0	0	0	0	0	-75,000	0
Redleaf- Replace ductwork and fire dampers	50,000	0	0	0	0	0	0	0	-50,000	0
Redleaf- Replace copper roof- Heritage building	70,000	0	0	0	0	0	0	0	-70,000	0
Upgrade Fire Services- Various locations	15,000	0	0	0	0	0	0	0	-15,000	0
<b>Total for Council Offices</b>	<b>305,000</b>	<b>0</b>	<b>0</b>	<b>0</b>	<b>0</b>	<b>0</b>	<b>0</b>	<b>0</b>	<b>-305,000</b>	<b>0</b>
<b>Total for Land &amp; Building Services</b>	<b>24,028,000</b>	<b>0</b>	<b>0</b>	<b>0</b>	<b>0</b>	<b>0</b>	<b>0</b>	<b>-22m</b>	<b>-1,958,000</b>	<b>70,000</b>

# Transport & Engineering

## Business units:

Engineering

## Service information:

Our Transport service manages and maintains our 150kms local road network including kerbs and gutters, 460,000m<sup>2</sup> of footpaths as well as our bus shelters, retaining walls, pedestrian crossings, roundabouts, 35 bike routes and our Harbourside infrastructure, including 3.7km of sea walls and 8.3km of retaining walls.

Staff assess development applications (DA) to ensure compliance with Council's infrastructure standards, planning controls and other industry standards and provide a pre-DA service to customers. Staff research traffic issues to develop and improve parking, traffic and transport strategies, advising on traffic volumes and management and are also responsible for street lighting issues and management and location of new bus shelters.

## Supporting Community Strategic Plan

### Community Outcomes:

- G5: Liveable places
- G6: Getting around
- G8: Sustainable use of resources

### Ongoing services and programs:

- Plan and deliver road infrastructure projects
- Maintain and renew our road related infrastructure
- Plan and deliver shared/bike paths
- Maintain local energy efficient street lighting
- Provide public bus shelters and stops
- Advocacy for various NSW Government initiatives to support improved and accessible public transport in the municipality
- Seek relevant grant funding.



Raingarden installation at pedestrian crossing



Sustainable upgrade of the stormwater system and streetscape in George Street, Paddington

## Operational Plan 2024/25

Operational projects are initiatives that improve the service or focus its delivery.

Transport & Engineering Operational Projects		
Priorities	Projects	Delivered By
4.1.1 Ensure that Council's strategic planning framework, Local Environmental Plans and Development Control Plans are regularly reviewed, are consistent with relevant Metropolitan plans and provide a planning and compliance framework which will result in appropriate high quality development and incorporates community concerns and ideals.	Continue to work with Ausgrid, and advocate through SSROC and State Government, to agree on a long-term approach in minimising the impact of electrical infrastructure on the public domain.	30 June 2025.
5.5.2 Implement the Infrastructure Capital Works Programs for renewal for all classes of public infrastructure.	Implement the Infrastructure Capital Works Program for renewal of all classes of public infrastructure with a target of 90% of projects to be completed or in construction by 30 June 2025.	30 June 2025.
11.2.2 Achieve sustainable asset management through the integration of strategic asset planning with financial planning.	Development of new Asset Management Plans for Transport, Stormwater and Land Improvements (Retaining walls, Seawalls and Harbourside Structures) in FY2024/25.	28 February 2025.
11.2.4 Explore opportunities to leverage Council assets for commercial return.	Complete the repair program on non-advertising bus shelters in FY2024/25.	31 December 2024.

## Capital Projects 2024/25

Capital projects are priority works based on asset renewal, community needs and adopted plans.

Transport & Engineering Capital Works 2024/25									
Project	Expend. Budget (\$)	Capital Funding incl. GST (\$)							Net Cost (\$)
		Sales	E& IRL	Storm-water Mgmt Charge	Sec. 7.11	Sec. 7.12	Grants	Reserves	
<i>Traffic Infrastructure</i>									
Albemarle Lane, Rose Bay- Shared Zone	130,000	0	0	0	0	0	0	0	130,000
Moncur Street, Woollahra, near Morrell Street- Raised Pedestrian Crossing	200,000	0	0	0	0	0	0	0	200,000
Glenmore Road, Paddington, near Goodhope Street- Raised Pedestrian Crossing	200,000	0	0	0	0	0	0	0	200,000
Minor Traffic Capital Works- Minor Traffic Facilities	50,000	0	0	0	0	0	0	0	50,000
O'Sullivan Road, Bellevue Hill - Cycleway Project (SRV project) - Separated Cycleway and Shared Path	2,500,000	0	0	0	0	0	0	-2,500,000	0
<b>Total for Traffic Infrastructure</b>	<b>3,080,000</b>	<b>0</b>	<b>0</b>	<b>0</b>	<b>0</b>	<b>0</b>	<b>0</b>	<b>-2,500,000</b>	<b>580,000</b>
<i>Infrastructure Renewal Program</i>									
Plan and control the Infrastructure Renewal program- Management of Overall Programs	200,000	0	-200,000	0	0	0	0	0	0
Infrastructure Design in Advance- Forward Design Assignments	100,000	0	-100,000	0	0	0	0	0	0
Minor Capital Road Works- Multiple Priority Small Road Jobs	360,000	0	-360,000	0	0	0	0	0	0
Minor Capital Retaining Walls and Fences Works- Multiple Priority Small Retaining Walls and Fences Jobs	300,000	0	-300,000	0	0	0	0	0	0
Rose Bay Promenade Balustrade (Heritage Item) Conservation Project- Continuing Wall Works	300,000	0	-300,000	0	0	0	0	0	0
Lamb Street Bellevue Hill, March Street to Kambala Road- Road Pavement resheeting, kerb and gutter and footpath reconstruction	189,000	0	-189,000	0	0	0	0	0	0

## Transport & Engineering Capital Works 2024/25

Project	Expend. Budget (\$)	Capital Funding incl. GST (\$)							Net Cost (\$)
		Sales	E& IRL	Storm-water Mgmt Charge	Sec. 7.11	Sec. 7.12	Grants	Reserves	
March Street Bellevue Hill, Vivian Street to End- Road Pavement resheeting, kerb and gutter and footpath reconstruction	299,500	0	-299,500	0	0	0	0	0	0
Birriga Road Bellevue Hill, Bundara Road to 4 Birriga Road- Pavement Resheeting; footpath and stormwater works	677,500	0	-677,500	0	0	0	0	0	0
Warren Road Bellevue Hill, Suttie Road to Holland Road- Road Pavement resheeting, Footpath and kerb and gutter reconstruction	275,000	0	-275,000	0	0	0	0	0	0
Northland Road Bellevue Hill, Cooper Park Road to Holland Road- Road Pavement resheeting and footpath Works	236,000	0	0	0	0	-236,000	0	0	0
Nelson Street Woollahra, Queen Street to end- Road Pavement resheeting; AC footpath and stormwater pits	220,000	0	0	0	0	-220,000	0	0	0
Manning Road Woollahra Epping Road to Suttie Road- Road Pavement; Kerb gutter and New Footpath Reconstruction	481,640	0	0	0	0	-481,640	0	0	0
Wallis Street Woollahra Oxford Street to Moncur Street- Road Pavement resheeting, crack sealing and AC Footpath reconstruction	156,500	0	-156,500	0	0	0	0	0	0
William Street Double Bay, Pearce St to Bay St- Road pavement resheeting	350,000	0	0	0	0	0	-75,000	0	275,000
Boundary Street Paddington, Campbell Avenue to 142 Boundary Street- Road Pavement resheeting	30,000	0	0	0	0	-30,000	0	0	0
Campbell Avenue Paddington, Glenmore Road to Boundary Street- Road Pavement resheeting	214,000	0	0	0	0	-214,000	0	0	0
Macdonald Street Paddington, Brown Street to Brown Lane Road - Pavement resheeting, footpath reconstruction and Stormwater Pit Works	84,000	0	0	0	0	-84,000	0	0	0
Glenmore Road Paddington, Cambridge Street to Gurner Lane- Road Pavement resheeting	182,000	0	0	0	0	-182,000	0	0	0
Duxford Street Paddington, Broughton Street to Gurner Street- Road Pavement resheeting	146,500	0	-146,000	0	0	0	0	0	0

## Transport & Engineering Capital Works 2024/25

Project	Expend. Budget (\$)	Capital Funding incl. GST (\$)							Net Cost (\$)
		Sales	E& IRL	Storm-water Mgmt Charge	Sec. 7.11	Sec. 7.12	Grants	Reserves	
Sutherland Avenue Paddington, Elizabeth St to Forbes Street- Road Pavement resheeting; Kerb & gutter and footpath reconstruction	221,000	0	0	0	0	-158,000	0	0	63,000
Cambridge Avenue Vaucluse, Hopetoun Avenue to Palmerston Street- Road Pavement resheeting, Kerb and gutter reconstruction, dish crossing; footpath works and stormwater pit & pipe works	433,500	0	-433,500	0	0	0	0	0	0
Ebsworth Road, Rose Bay, Fernleigh Avenue to Courtenary Road- Road Pavement resheeting and kerb and gutter Reconstruction	224,250	0	-224,250	0	0	0	0	0	0
Olola Avenue Vaucluse Wentworth Road to 13 Olola Avenue- Road Pavement resheeting and footpath Reconstruction	282,000	0	-186,250	0	0	0	0	0	95,750
Cecil Road Rose bay, Chamberlaine Avenue to Towns Road- Road Pavement resheeting	142,000	0	0	0	0	0	-78,862	0	63,138
Artlett Street Edgecliff, South Street to End- Road Pavement resheeting	26,800	0	0	0	0	0	-14,883	0	11,917
Bellevue Road (Left) Bellevue Hill, Fairweather Road to Rosslyn Street - Road Pavement resheeting	28,390	0	0	0	0	0	-15,767	0	12,623
Gurner Street Paddington, Cascade Street to Norfolk Street- Road Pavement resheeting	84,000	0	0	0	0	0	-46,651	0	37,349
Conway Avenue, Carlisle Street to End- Road Pavement resheeting	132,800	0	0	0	0	0	-73,753	0	59,047
Myall Avenue Vaucluse, John Dykes Avenue to Old South Head Road- Road Pavement resheeting	80,800	0	0	0	0	0	-44,874	0	35,926
Dumaresq Road, Rose Bay Seawall Protection - Suitable Sea Armour Protection from Erosion	350,000	0	0	0	0	0	0	0	350,000
<b>Total for Infrastructure Renewal Program</b>	<b>6,807,180</b>	<b>0</b>	<b>-2,857,500</b>	<b>0</b>	<b>0</b>	<b>-1,447,640</b>	<b>-349,790</b>	<b>0</b>	<b>1,003,750</b>
<b>Total for Traffic &amp; Engineering Services</b>	<b>9,877,180</b>	<b>0</b>	<b>-2,857,500</b>	<b>0</b>	<b>0</b>	<b>-1,447,640</b>	<b>-349,790</b>	<b>-2,500,000</b>	<b>2,732,250</b>



# Development Assessment

## Business units:




Development Assessment  
Engineering  
Open Space & Trees  
Strategic Planning & Place

## Service information:

Assessment of development applications in a timely manner that are consistent with community expectations, local and state planning controls and is of a standard that enhances each locality, and protects a neighbour's amenity. We provide a Development Information Service to assist applicants in preparing and lodging applications and to provide general planning advice to our community. We also present applications for determination by the relevant panels. There is also a legal element to the service in defending appeals lodged against Council in the Local and Environment Court.

## Supporting Community Strategic Plan

### Community Outcomes:

-  G4: Well planned neighbourhoods
-  G5: Liveable places
-  G8: Sustainable use of resources

### Ongoing services and programs:

- Provide a pre-lodgement and Duty Planner service for applicants
- Assess Development Applications and related applications, including coordinating internal and external specialist advice
- Service independent assessment panels – including the:
  - Application Review Panel (ARP),
  - Application Assessment Panel (AAP),
  - Woollahra Local Planning Panel (WLPP) and the
  - Sydney Eastern City Planning Panel (SECPP)
- Maintain Development Application assessment systems in alignment with current legislation
- Defend appeals and proceedings in the Land and Environment Court.



Aerial view of Darling Point and Rushcutters Bay



On site assessment

## Operational Plan 2024/25

Operational projects are initiatives that improve the service or focus its delivery.

### Development Assessment Operational Projects

Priorities	Projects	Delivered By
4.1.2 Deliver high quality and timely development assessment.	Deliver average time to assess development applications less than 100 (gross) days.	Ongoing, 30 June 2025
11.1.2 Transform Council's business, by optimising the use of technology to support effective business processes and customer journeys.	Improve the functionality of Development Assessment information on Council's website.	31 January 2025.



Aerial view of Kutti Beach



# Strategic Planning, Heritage Conservation & Place

## Business units:




Strategic Planning  
Placemaking

## Service information:

The service prepares strategic plans and policies to manage growth and development in Woollahra aimed at conserving our heritage, maintaining the special characteristics of our area and delivering great places for people to live, work, play and visit. Placemaking aims to strengthen the connection between people, places and businesses in order to improve social, economic and environmental sustainability and the enhance the vitality and vibrancy of our business centers.

## Supporting Community Strategic Plan

### Community Outcomes:

-  G4: Well planned neighbourhoods
-  G5: Liveable places
-  G9: Community focussed economic development

## Ongoing services and programs:

- Review the Local Strategic Planning Statement, Local Environmental Plan, Development Control Plan and contributions plans regularly, preparing amendments as needed
- Assess, prepare and exhibit both Council and developer-initiated planning proposals
- Implement the strategic planning requirements of the Eastern City District Plan
- Contribute to the preparation and review of statutory and policy documents, and provide advice (internally and externally) to protect the significance of heritage items and heritage conservation areas
- Processing applications for planning certificates and notices and orders certificates
- Urban design studies and referrals for areas, precincts and sites
- Business grants and support.



Artists' impression of the Double Bay Centre from Double Bay Strategy which guides future development



Plastic Free July initiative BYO Fridays in Underwood Street, Paddington

## Operational Plan 2024/25

Operational projects are initiatives that improve the service or focus its delivery.

Strategic Planning, Heritage Conservation & Place Operational Projects		
Priorities	Projects	Delivered By
4.1.1 Ensure that Council's strategic planning framework, Local Environmental Plans and Development Control Plans are regularly reviewed, are consistent with relevant Metropolitan plans and provide a planning and compliance framework which will result in appropriate high quality development and incorporates community concerns and ideals.	Planning proposal and Development Control Plan for Double Bay Centre.	31 March 2025.
	Planning proposal, public domain plan and Development Control Plan for Edgecliff Commercial Centre.	31 March 2025.
	Amend planning controls to increase the minimum lot size for attached dual occupancies.	31 December 2024.
	Create a Design Advisory Panel to provide advice for significant DAs to inform the assessment.	31 December 2024.
	Prepare, exhibit and finalise amendments to the Woollahra DCP 2015 to incorporate the Rose Bay Hydrogeological study	31 March 2025.
4.2.1 Implementation of the Heritage Gap Analysis which includes maintaining a program of heritage research and potential new conservation areas and heritage items.	Finalise a planning proposal to list two school buildings in Rose Bay as local heritage items.	31 March 2025.
	Report to Council the Significant Architects study [NOM 09/12/19]	31 December 2024.
	Oxford Street Heritage Study [NOM 23/08/2021].	31 December 2024.
	2a-14a Queen Street, Woollahra Heritage Study [NOM 25/10/2021].	31 December 2024.
	Report on future heritage listing of arts and crafts buildings.	30 June 2025.
	Inter-War Flat Buildings Heritage Study.	30 June 2025.
	Report to Council on the Inter-War Thematic Study	31 December 2024.

## Strategic Planning, Heritage Conservation & Place Operational Projects

Priorities	Projects	Delivered By
	Modern Heritage Study.	31 December 2024.
	Report to Council on the heritage study of the Rose Bay Centre.	31 December 2024.
	Significant Tree Register planning proposal.	30 June 2025.
4.3.1 Ensure Council's planning documents and strategies support high quality housing and housing diversity which is consistent with the strategic thinking of Council in relation to planned infrastructure, services and locational issues.	Preparation of a sub-regional approach to affordable housing.	30 November 2024.
	Prepare and adopt an Affordable Housing Scheme for Edgecliff Commercial Centre.	30 April 2024.
4.4.1 Ensure Council's planning strategies and controls support and promote appropriate development and activities in business centres.	Prepare and adopt a Woollahra Local Approvals Policy.	31 August 2024.
9.1.1 Encourage ongoing economic development across Woollahra.	Improve the amenity in Peaker Lane. (NOM 14/11/2022)	31 December 2024.
11.2.1 Effective management of Council's finances.	Prepare and adopt a long-term s7.12 Development Contributions Plan.	31 March 2025.
	Review Council's s7.11 Development Contributions Plan.	31 March 2025.
	Review, exhibit and adopt an updated VPA Policy.	31 December 2024.





# Compliance

## Business units:

Compliance

## Service information:

We protect the health, safety and well being of the community by ensuring compliance with all relevant laws, statutory controls and local restrictions, in accordance with Council's policies and procedures, relating to the environment, public health, planning, building, parking and companion animal matters.

## Supporting Community Strategic Plan

### Community Outcomes:

- G5: Liveable places
- G7: Protecting our environment
- G11: A well-managed Council

## Ongoing services and programs:

- Fire safety program for over 1,400 venues
- Investigating complaints on pollution, noise, parking, companion animals and abandoned articles
- Pool safety and building control
- Health inspections including food safety, regulated air conditioning systems, hair dressers, mortuaries and skin piercing premises
- Pollution control and environmental compliance
- Regular Ranger and parking patrols
- Seasonal lifeguards at Camp Cove.



Council inspects the 367 recorded food premises across Woollahra for food safety compliance with legislation



Council inspects the 122 health premises recorded for health safety compliance with legislation, such as hair dressers, mortuaries and skin piercing businesses

# Governance

## Business units:

General Manager  
Governance

## Service information:

Our Governance service oversees the operations of Council to ensure that decision-making is transparent and accountable and that organisational activities are honest and free from fraud and corruption. Providing an integrated approach to organisational integrity, ethics and accountability, this service supports local democracy and transparency through business assurance measures. Each year we provide secretariat functions for 21 Council meetings, plus 24 Council committee meetings, 22 Local Planning Panel meetings and 30 Application Assessment Panel meetings . We also provide secretariat services for Audit, Risk & Improvement Committee meetings.

## Supporting Community Strategic Plan

### Community Outcomes:

- G10: Working together
- G11: well-managed Council

### Ongoing services and programs:

- Council meetings and reports and administrative support to Councillors
- Coordinate requests for information including under the Government Information (Public Access) Act
- Maintain registers of delegations and legislative compliance
- Provide Code of Conduct training across Council
- Secretariat services to Council's Audit, Risk & Improvement Committee
- Internal Audit
- Enterprise risk management and business assurance
- Manager business continuity planning
- Insurance & claims management
- Support the NSW Electoral Commission and Returning Office as required for the 2024 Local Government Election.



Mayoral event Council Chambers



Volunteers Week celebration at Council Chambers

## Operational Plan 2024/25

Operational projects are initiatives that improve the service or focus its delivery.

Governance Operational Projects		
Priorities	Projects	Delivered By
11.3.1 Maintain a strong governance framework that facilitates transparent and democratic decision-making and provide effective support to manage the efficient operation of Council and other Committee meetings in an open, transparent and accountable manner.	Council adoption of a new Community Strategic Plan, Delivery Program and Operational Plan.	30 June 2025.
	Deliver two pre-election candidate sessions in July 2024 in preparation for the 2024 Local Government Election.	31 July 2024.
	Deliver the Councillor Induction Program in October and November 2024 following the Local Government Election in September 2024.	30 November 2024.
11.3.2 Ensure corporate risks are managed appropriately to reduce the likelihood of any adverse impacts to Council or the community.	Undertake a review of Council's Risk Appetite and Strategic Risk Register with Councillors within six months of the 2024 Local Government Election.	31 March 2025.





# Corporate Services

## Business units:

Finance  
Information & Digital Transformation  
People, Safety & Performance

## Service information:

Corporate Services provides support functions to enable effective and efficient service delivery that is responsive, accountable and innovative. This includes sound planning and reporting of our vision and goals, finances and projects, as well as managing performance, organisational improvement and service reviews.

Our technology and information systems support online customer services, office and field-based functions, geographic information, and live webcasting of Council meetings.

## Supporting Community Strategic Plan

### Community Outcomes:

- G10: Working together
- G11: well-managed Council

### Ongoing services and programs:

- Financial management, levying of rates, payments to suppliers
- Procurement advice and support for the organisation
- Deliver corporate planning, reporting and strategies
- Organisational performance reporting
- Manage human resources and workforce health, welfare and safety
- Manage information, technology, records and spatial information
- Provide public infrastructure for CCTV, public WiFi and webstreaming of Council meetings
- Reporting of expenditure for the Special Rate Variation funded projects of \$48million in Council’s Annual Report
- Manage cyber security and act in accordance with the Data Breach Policy available on our website.



Council staff



Staff education session

## Operational Plan 2024/25

Operational projects are initiatives that improve the service or focus its delivery.

Corporate Services Operational Projects		
Priorities	Projects	Delivered By
11.1.2 Transform Council's business, by optimising the use of technology to support effective business processes and customer journeys.	Develop a detailed requirements document to support the tender process for a replacement of Council's Enterprise Resource Planning System.	31 May 2025.
	Procurement and implementation of live chat functionality for Council's website.	31 March 2025.
11.1.3 Maintain a high performing workforce that is responsive to the needs of the community and the organisation.	Facilitate the delivery of strategies as set out in Council's Workforce Management Strategy*. <i>*Note: Council's Workforce Management Strategy is currently being reviewed and this action will be amended to include specific strategies in due course.</i>	30 June 2025.
	Conduct biannual Staff Survey and develop an action plan that aligns with corporate priorities.	30 June 2025.
11.1.4 Implement and conduct a Service Delivery Review Program to identify improvements to services delivery.	Undertake Service Reviews for Regulatory Services and one area within Corporate Performance	30 June 2025.
11.2.1 Effective management of Council's finances.	Council's Long Term Financial Plan is updated and adopted by Council.	30 June 2025.
11.3.3 Manage, coordinate and deliver Workplace, Health and Safety (WHS) measures to ensure a safe and healthy work environment.	Facilitate the delivery of activities that focus on minimising psychosocial risks as set out in the Workforce Management Strategy.	30 June 2025.



## Capital Projects 2024/25

Capital projects are priority works based on asset renewal, community needs and adopted plans.

Corporate Services Capital Works 2024/25									
Project	Expend. Budget (\$)	Capital Funding incl. GST (\$)							Net Cost (\$)
		Sales	E& IRL	Storm-water Mgmt Charge	Sec. 7.11	Sec. 7.12	Grants	Reserves	
<i>Computers &amp; Office Equipment</i>									
Printer Fleet- Replacing end-of-life printer fleet (30 Printers and contract for managed consumables)	150,000	0	0	0	0	0	0	-150,000	0
Laptop Fleet Replacing end-of-life laptop (60 staff laptops)	95,000	0	0	0	0	0	0	-84,464	10,536
Office WiFi Infrastructure - Replace end-of-life WiFi infrastructure (Access Points) at Council Chambers and Woollahra Library at Double Bay	50,000	0	0	0	0	0	0	0	50,000
<b>Total for Computers &amp; Office Equipment</b>	<b>295,000</b>	<b>0</b>	<b>0</b>	<b>0</b>	<b>0</b>	<b>0</b>	<b>0</b>	<b>-234,464</b>	<b>60,536</b>
<i>Plant &amp; Vehicle Replacement</i>									
Passenger Vehicles	1,273,999	-557,000	0	0	0	0	0	-39,032	677,968
Light Commercial Vehicles	364,000	-101,000	0	0	0	0	0	-23,018	239,982
Heavy Plant	1,595,000	-235,500	0	0	0	0	0	-445,000	914,500
Miscellaneous Plant	598,000	-30,000	0	0	0	0	0	0	568,000
<b>Total for Plant &amp; Vehicle Replacement</b>	<b>3,830,999</b>	<b>-923,500</b>	<b>0</b>	<b>0</b>	<b>0</b>	<b>0</b>	<b>0</b>	<b>-507,050</b>	<b>2,400,449</b>
<b>Total for Corporate Services</b>	<b>4,125,999</b>	<b>-923,500</b>	<b>0</b>	<b>0</b>	<b>0</b>	<b>0</b>	<b>0</b>	<b>-741,514</b>	<b>2,460,985</b>



# Community Services, Culture & Arts

## Business units:

Community & Culture

## Service information:

Our community, culture and arts programs build social capital, community resilience and enhance the wellbeing of our community, increasing the liveability and sense of community in the Woollahra area. We provide 10 affordable venues for community hire of which 8 are accessible. We undertake needs analysis to inform community and cultural development and deliver programs, activities and events with a focus on children and families, young people, older people, inclusion and reconciliation. We also provide experiences through our art gallery and public art program.

We award grants to support community and cultural groups, and partner to provide services and programs which support community members with a disability, dementia inclusion, mental health awareness and suicide prevention, community safety and crime prevention and support community members experiencing domestic and family violence and homelessness. Our cultural grants aim to encourage both performing and visual arts.

## Supporting Community Strategic Plan

### Community Outcomes:

- G1: A connected, harmonious and engaged community for all ages and abilities
- G2: A supported, enabled and resilient community
- G3: A creative and vibrant community
- G5: Liveable places

## Ongoing services and programs:

- Partner with a local community organisations to provide services and programs which support older people, children youth and their families and dementia inclusion.
- Partner with a housing provider for the delivery of the Woollahra Domestic and Family Violence Accommodation and Support program
- Coordinate Council's Grants program with oversight of the Community and Cultural grants stream
- Manage venue hire and undertake community facility needs analysis and planning
- Manage the Woollahra Gallery at Redleaf
- Facilitate art programs:
  - Artist in Residence
  - Creative Hoardings program
  - Woollahra Small Sculpture Prize
  - Youth Photographic Award & Short Film Prize
- Maintain and expand the Public Art Collection according to the public art strategy
- Continue to work with other Government agencies to develop programs and projects to respond to community needs.



Poetica Petit event at the Woollahra Gallery at Redleaf

## Operational Plan 2024/25

Operational projects are initiatives that improve the service or focus its delivery.

Community Services, Culture & Arts Operational Projects		
Priorities	Projects	Delivered By
1.1.1 Provide opportunities to connect people and ideas to encourage lifelong learning and quality of life.	<p>Plan, promote and deliver 6 diverse and inclusive events, activities and programs to the community. Including but not limited to:</p> <ul style="list-style-type: none"> <li>• NAIDOC Week</li> <li>• Mental Health Week</li> <li>• International Day of People with a Disability</li> <li>• Seniors Festival</li> <li>• Youth Week</li> <li>• National Reconciliation Week.</li> </ul>	<p>July 2024 October 2024 December 2024</p> <p>February 2025 April 2025 May 2025 (Dates subject to agency change).</p>
2.1.1 Collaborate with all levels of government, non-government organisations, the private sector and community groups.	Deliver Council's Community and Cultural grant stream.	30 September 2024.
	<p>Deliver services to Woollahra residents as per contract with Holdsworth Community to deliver the following projects:</p> <ul style="list-style-type: none"> <li>• Navigating My Aged Care System</li> <li>• Aged Care Wellness Hub</li> <li>• Woollahra Dementia Alliance Action Plan</li> <li>• Woollahra Connect Program</li> <li>• Family Services.</li> </ul>	30 June 2025.
	Continue to deliver medium term accessible housing services, through the provision of 10 home units, to Woollahra residents as per contract with Women's Housing Association targeting women and their families escaping domestic and family violence.	30 June 2025.

## Community Services, Culture & Arts Operational Projects

Priorities	Projects	Delivered By
	Support the establishment of children, youth and family services and complementary programming at the Vaucluse Community Facility.	30 June 2025.
2.1.3 Following adoption, administer Council's Innovate Reconciliation Action Plan (RAP) 2024-2026.	Deliver first year outcomes for reconciliation by implementing the Innovate RAP, in accordance with allocated resources.* <i>*Note: Council's Innovate RAP is currently being reviewed and this action will be amended to include specific strategies in due course.</i>	30 June 2025.
2.2.1 Collaborate with a range of service providers to support vulnerable members of our community.	Continue to work with a range of agencies to support homeless persons in our community by continuing referral of homeless persons when identified to support agencies, advocacy, participation in annual homeless count and delivery of training .	30 June 2025.
2.2.3 Administer Council's Disability Inclusion Action Plan.	Continue to implement DIAP actions, undertaken by all Council divisions for 2024/25 financial year and report biannually to the Inclusion (Disability, Aged and Carers) Advisory Committee* <i>*Note: Council's DIAP is currently being reviewed and this action will be amended to include specific strategies in due course.</i>	30 June 2025.
3.1.2 Produce, support and partner for innovative and creative initiatives reflective of the community's arts/ cultural aspirations.	Provide a dynamic annual program comprising Council-lead exhibitions alongside monthly art exhibitions at the Woollahra Gallery at Redleaf to be complemented by: <ul style="list-style-type: none"> <li>• Implementation of new ( 2023) Artist in Residency guidelines;</li> <li>• Increased range and frequency of public programs to promote use of the Gallery and Cultural Hub;</li> <li>• Initiation of a monthly 'Quiet Hour' and</li> <li>• Development of a student placement program.</li> </ul>	30 June 2025.

## Community Services, Culture & Arts Operational Projects

Priorities	Projects	Delivered By
	<p>Implement the Arts and Culture Strategy and Action Plan for 2024/25 financial year and report biannually to Arts and Culture Advisory Committee.*</p> <p><i>*Note: Council's Arts &amp; Culture Strategy is currently being reviewed and this action will be amended to include specific strategies in due course.</i></p>	Ongoing, 30 June 2025.
5.1.1 Plan for community, cultural and recreational facilities to ensure they reflect community needs and aspirations.	<p>Implement new Community Facility model and fee structure including: policies and procedures, new booking and payment system which aligns with community needs and aspirations.</p>	31 December 2024.
	<p>Develop an operating model and delivery plan for Rose Bay Community Centre as part of the Wilberforce Ave Car Park development.</p>	30 June 2025.
	<p>Finalise the Diversity Strategy and Action Plan across all Council divisions for 2024/25 financial year.*</p> <p><i>*Note: Council's Diversity Strategy and Action Plan is currently being reviewed and this action will be amended to include strategies in due course.</i></p>	30 November 2024.
	<p>Implement the Children's, Youth and Families Strategy and Action Plan for 2024/25 financial year.*</p> <p><i>*Note: Council's Children's, Youth and Families Strategy is currently being reviewed and this action will be amended to include specific strategies in due course.</i></p>	30 June 2025.



## Capital Projects 2024/25

Capital projects are priority works based on asset renewal, community needs and adopted plans.

Community Services, Culture & Arts Capital Works 2024/25									
Project	Expend. Budget (\$)	Capital Funding incl. GST (\$)							Net Cost (\$)
		Sales	E& IRL	Storm-water Mgmt Charge	Sec. 7.11	Sec. 7.12	Grants	Reserves	
<i>Community Facilities</i>									
Preschool- Electrical Upgrade	10,000	0	0	0	0	0	0	-10,000	0
Preschool- Upgrade stormwater drainage	20,000	0	0	0	0	0	0	-20,000	0
Cooper Park Community Hall- Roof Gutter & boards replacement	20,000	0	0	0	0	0	0	-20,000	0
Gaden Reserve- Replace floor coverings	20,000	0	0	0	0	0	0	-20,000	0
Gaden Reserve- Lift upgrade	25,000	0	0	0	0	0	0	-25,000	0
The Gunyah- Rear deck & ramp replacement	25,000	0	0	0	0	0	0	-25,000	0
Holdsworth Street Community Centre- Replace sections of roof	10,000	0	0	0	0	0	0	-10,000	0
Holdsworth Street Community Centre- Replace carpet in Administration area	25,000	0	0	0	0	0	0	-25,000	0
Holdsworth Street Community Centre- Toilets refurbishment	20,000	0	0	0	0	0	0	-20,000	0
Sir David Martin Reserve- Cottage- Refurbish roof, gutters & downpipes	10,000	0	0	0	0	0	0	-10,000	0
Sir David Martin Reserve- Drill Hall toilets refurbishment	70,000	0	0	0	0	0	0	-70,000	0
Sir David Martin Reserve- Drill Hall installation of bird proofing	11,000	0	0	0	0	0	0	-11,000	0
Sir David Martin Reserve- Drill Hall sewer upgrade	25,000	0	0	0	0	0	0	-25,000	0
Woollahra Gallery @ Redleaf- New reception desk	10,000	0	0	0	0	0	0	-10,000	0
Accessibility Inclusion program- Various locations	50,000	0	0	0	0	0	0	-50,000	0
<b>Total for Community Facilities</b>	<b>351,000</b>	<b>0</b>	<b>0</b>	<b>0</b>	<b>0</b>	<b>0</b>	<b>0</b>	<b>-351,000</b>	<b>0</b>
<b>Total for Community Services, Culture &amp; Arts</b>	<b>351,000</b>	<b>0</b>	<b>0</b>	<b>0</b>	<b>0</b>	<b>0</b>	<b>0</b>	<b>-351,000</b>	<b>0</b>

# Library Services

## Business units:

Libraries




## Service information:

We provide Library Services at Double Bay, Paddington and Watsons Bay to more than 26,047 active Library members, as well as providing a home delivery service to residents who are unable to attend the library for health or medical reasons through the Home Library service.

The libraries facilitates 100 community volunteering opportunities through programing and library services and supports local students completing the Duke of Edinburgh scheme. The libraries all host a variety of events and programs and Woollahra Library at Double Bay offers spaces for hire.

## Supporting Community Strategic Plan

### Community Outcomes:

-  G1: A connected, harmonious and engaged community for all ages and abilities
-  G2: A supported, enabled and resilient community
-  G3: A creative and vibrant community



Staff at Woollahra Library at Double Bay

## Ongoing services and programs:

- Manage physical collections, online collections and databases
- Local history information
- Home Library Service for people with mobility and access restrictions
- Provision and maintenance of public computer access, printing and other technology infrastructure
- Maintain library spaces for study and recreation
- Provide volunteering opportunities
- Library Events & Programs:
  - Author talks
  - Book clubs
  - Book fair
  - Digital events
  - Digital Literary Award
  - Ideas Exchange
  - Local history workshops
  - Movie screenings
  - Technology workshops and digital literacy
  - Writing workshops
  - Early literacy programming
  - HSC support
  - School holiday programming.



Rhyme Time at Paddington Library

## Operational Plan 2024/25

Operational projects are initiatives that improve the service or focus its delivery.

Library Services Operational Projects		
Priorities	Projects	Delivered By
1.1.1 Provide opportunities to connect people and ideas to encourage lifelong learning and quality of life.	Plan, promote and deliver a minimum of 6 diverse and inclusive events, activities and programs which respond to community needs as evidenced through attendance rates and the public library evaluation.	Ongoing, 30 June 2025.
	Plan, promote and deliver a minimum of 3 programs fostering digital and technology literacy as evidenced through attendance and public library evaluation.	Ongoing, 30 June 2025.
	Plan, promote and deliver a minimum of 6 diverse and inclusive children's and youth programs which are positively received by the community as evidenced through attendance and public library evaluation.	Ongoing, 30 June 2025.
	Deliver ongoing support and social inclusion opportunities for Seniors including fortnightly delivery of Home Library Service and two targeted programs eg. Tech Savvy Seniors and Bus to Books.	Ongoing, 30 June 2025.
	Continue to curate content on our library webpages to improve discoverability. Incorporate book review capability into the library website and catalogue. Incorporate chat functionality as a customer touchpoint for the library.	30 June 2025.
	(a) Increase digitally accessible content in our local history research service (b) Celebrate local heritage through delivery of 4 plaques via the Woollahra Plaques scheme.	Ongoing, 30 June 2025.

## Library Services Operational Projects

Priorities	Projects	Delivered By
3.1.1 Provide innovative library and local history services, including Indigenous history.	Improve discovery of online collections, through interactive and digital experiences in library spaces using cutting edge technology.	30 June 2025.
	Commence installation of automated service points/library lending machine into community facility locations including the Vaucluse community facility.	31 July 2024.
	Investigate the feasibility of a paid library loan delivery service	31 March 2025.
	Review opening hours of library services following trial of Watsons Bay extended library access hours through unstaffed mechanisms project.	31 March 2025.

## Capital Projects 2024/25

Capital projects are priority works based on asset renewal, community needs and adopted plans.

## Library Services Capital Works 2024/25

Project	Expend. Budget (\$)	Capital Funding incl. GST (\$)							Net Cost (\$)
		Sales	E& IRL	Storm-water Mgmt Charge	Sec. 7.11	Sec. 7.12	Grants	Reserves	
<i>Library Equipment</i>									
Library IT Technology	167,120	0	0	0	0	0	0	-167,120	0
Books & audio visual	428,823	0	0	0	0	0	0	0	428,823
<b>Total for Library Equipment</b>	<b>595,943</b>	<b>0</b>	<b>0</b>	<b>0</b>	<b>0</b>	<b>0</b>	<b>0</b>	<b>-167,120</b>	<b>428,823</b>
<i>Library Building</i>									
Watsons Bay Library- Furniture upgrade	30,000	0	0	0	0	0	0	-30,000	0
Woollahra Library at Double Bay- Upgrade Toilets	25,000	0	0	0	0	0	0	-25,000	0
Watsons Bay Library- Carpet replacement	20,000	0	0	0	0	0	0	-20,000	0
<b>Total for Library building</b>	<b>75,000</b>	<b>0</b>	<b>0</b>	<b>0</b>	<b>0</b>	<b>0</b>	<b>0</b>	<b>-75,000</b>	<b>0</b>
<b>Total for Library Services</b>	<b>670,943</b>	<b>0</b>	<b>0</b>	<b>0</b>	<b>0</b>	<b>0</b>	<b>0</b>	<b>-242,120</b>	<b>428,823</b>



# Customer Experience & Engagement

## Business units:

Communications & Engagement  
Customer Experience

## Service information:

Our customer service staff greets and assists visitors and staff to Council and provides face to face customer assistance with over 16,000 visits to our Customer Service Centre each year. We answer over 80,000 incoming phone enquiries and lodge over 22,000 customer requests for action annually. We are responsible for ensuring that information for customers is robust and easy to access and understand. We also deliver frontline complaints resolution. We work to understand our customer's interactions across all areas of Council so that we can improve their experiences with us.

We use a diverse range of communication channels for promoting our services, facilities, projects and initiatives and support strategy, training and development for engagement with our community. We also respond to media inquiries in a timely manner with factual information.



Customer Experience staff

Your Say community engagement platform statistics indicate 68,114 page views and 24,500 visitors to the site with 2,417 submissions lodged

## Supporting Community Strategic Plan

### Community Outcomes:

- G1: A connected, harmonious and engaged community for all ages and abilities
- G2: A supported, enabled and resilient community
- G3: A creative and vibrant community
- G10: Working together
- G11: A well-managed Council

### Ongoing services and programs:

- Provide frontline complaints resolution and referrals
- Manage the Customer Relationship Management system
- Develop a customer-centric culture across the organisation
- We work with customer feedback to redesign the experience of our customers aiming to minimize their effort and improve their satisfaction.
- Manage website and promotion of services, programs and events
- Graphic design, print production and installation
- Street banners
- Media monitoring and management
- Community engagement services
- Issues, risk and crisis communications strategy and support (internal and external)
- Council Event Management.



## Operational Plan 2024/25

Operational projects are initiatives that improve the service or focus its delivery.

Customer Experience & Engagement Operational Projects		
Priorities	Projects	Delivered By
3.1.2 Produce, support and partner for innovative and creative initiatives reflective of the community's arts/ cultural aspirations.	Implementation of Council's Events strategy:	Ongoing, 31 January 2025.
	<ul style="list-style-type: none"> <li>An annual events calendar is published on website</li> <li>Information and resources published online is promoted to assist community groups and partners with event management and promotion.</li> <li>Promotion of Event Management Strategy.</li> </ul>	31 July 2024.
10.1.1 Support council through provision of resources, education and tools and communicate opportunities for engagement.	Facilitate training by an accredited trainer for at least 10 members of staff to increase skills and confidence with engagement strategy and delivery.	30 April 2025.
	Implementation of Communication and Engagement strategy to deliver positive customer experience and project engagement outcomes.	Ongoing, 30 June 2025.
11.1.1 Drive customer design throughout council to improve customer experience.	Implement year one of Customer Experience Strategy including:	30 June 2025.
	<ul style="list-style-type: none"> <li>Development and training of staff that design services on Customer Experience design tools.</li> </ul>	
	<ul style="list-style-type: none"> <li>Train customer facing staff on Customer Experience principles.</li> </ul>	Ongoing, 30 June 2025.
	<ul style="list-style-type: none"> <li>Implement a Customer experience dashboard by automating data collection.</li> </ul>	30 June 2025.

## Customer Experience & Engagement Operational Projects

Priorities	Projects	Delivered By
	<ul style="list-style-type: none"> <li>Investigate a system to enable Council to create a shared information knowledge database to better inform and serve our customers.</li> </ul>	Ongoing, 30 June 2025.
	<ul style="list-style-type: none"> <li>Expand online payment options for: Permit to Stand Plant, Work on Roadways and Council Property, Road Opening Permit, Inspection for Private Tree Pruning, Work zone Application.</li> </ul>	30 June 2025.
	<ul style="list-style-type: none"> <li>Use data from Customer Satisfaction surveys to benchmark results and drive improvements in our services.</li> </ul>	31 December 2024.
	<ul style="list-style-type: none"> <li>Review Council's complaint management policy and procedures.</li> </ul>	Ongoing, 31 December 2024.
	<ul style="list-style-type: none"> <li>Implement an automated Customer satisfaction feedback process after the completion of all call Centre calls.</li> </ul>	Ongoing, 31 December 2024.
	<ul style="list-style-type: none"> <li>Automate the renewal process of resident and visitor parking permits to reduce customer effort.</li> </ul>	30 June 2025.
	<ul style="list-style-type: none"> <li>Continued expansion of the capabilities of the Woollahra app based on customer feedback.</li> </ul>	Ongoing, 30 June 2025.
11.1.2 Transform Council's business, by optimising the use of technology to support effective business processes and customer journeys.	<p>Continue to evolve website to improve customer experience:</p> <ul style="list-style-type: none"> <li>Following the introduction of a feedback widget on Council's website implement viable improvements.</li> <li>Incorporate chat functionality as a touchpoint for customer to contact the Customer Call Centre.</li> </ul>	<p>Ongoing, 30 June 2025.</p> <p>30 June 2025.</p>
	Investigate the ability to use SMS for requests and enquiries .	30 June 2025.



# Woollahra Preschool

## Business units:

Preschool

## Service information:

Our preschool is an 80 place education and care service for children aged 3 to 5, supporting families approximately 160 families annually to maintain engagement in the workforce and developing the social skills of children to be prepared to transition to school. Our preschool operations are self funded with grants and pre school fees covering its expenses.

## Supporting Community Strategic Plan

### Community Outcomes:

- G1: A connected, harmonious and engaged community for all ages and abilities
- G2: A supported, enabled and resilient community
- G5: Liveable places

### Ongoing services and programs:

- Provide quality education and care that meets or exceeds the National Quality Standard
- Provides 80 preschool places for children aged 3 to 5 years
- Supporting approximately 160 families annually.
- Provide an Inclusion Support Program for children with additional needs.



Preschool students in a Dharawal language class



Preschool students arts and craft from recycled materials


## Operational Plan 2024/25

Operational projects are initiatives that improve the service or focus its delivery.

### Woollahra Preschool Operational Projects

Priorities	Projects	Delivered By
	Quarterly intergenerational program delivered between Woollahra Preschool and Holdsworth Community.	30 September 2024, 31 December 2024, 31 March 2025, 30 June 2025.
	Work in partnership with providers to deliver a weekly Indigenous community language program to children in Woollahra Preschool.	Ongoing, 30 June 2025.
	Ongoing implementation of a customer experience satisfaction measure in the preschool to improve the experience of parents and carers within the service.	Ongoing, 30 June 2025.






# OPERATIONAL PLAN 2024/25

## DRAFT FEES & CHARGES





# Fees and Charges

The Fees and Charges Schedule sets the maximum price payable for any particular activity or service provided by Council.

Fees or Charges less than the maximum listed amount are either set by Council through a resolution or by the General Manager or Council Officers through delegated authority.

It is important to note that the Fees or Charges that appear in the following schedule can vary according to the type of activity or user.

For example, differential pricing exists for the users of community halls and open space. The basis for differentiation lies in the categories outlined in the Pricing Policy.

## Pricing Policy

Four Pricing Categories are used in the 2024/25 Fees and Charges to ensure that the range of fees and charges reflect the cost of providing services to the Woollahra Community.

As a matter of policy, Council increases fees and charges each year by at least the CPI where practical unless it would have an adverse impact on forecast revenue or users' capacity to pay. Variations to this are reported to Council and determined.

## Pricing Policy categories:

### ST – Statutory

Statutory Pricing occurs if relevant acts and regulations enable Council to set a fee or charge, or the relevant acts and regulations prescribe a maximum fee for a particular activity.

These charges are legislated by the New South Wales Government across a range of activities and services provided by local government.

### SUB – Subsidised

Under subsidised pricing, the price for service is set below the financial cost of providing that service.

### COST – Cost Recovery

The fee or charge set under cost recovery pricing recovers for Council the cost of providing a service to the community.

### FCR – Full Cost Recovery

Council sets the price for a service or activity to recover the cost of providing a service with a built-in rate of return on any asset being used or a mark-up for the service.



Blackburn Gardens, Double Bay

## Fees and Charges – Table of Contents

Activity Approval Applications	3	Inspection Fees	37
Animals	4	Land & Property	38
Art & Sculpture Sales	6	Legal Services	40
Certificate Application Fees	6	Library Services	40
Clothing Bins	12	Parks and Reserves	42
Community Development	13	Payment Charges	52
Compliance Cost Notices	13	PCA Service Fees	53
Council Events	14	Planning Requests	54
Council Reports & Documents	14	Preschool	55
Development Application Fees	17	Roads and Footpaths	56
Dinghy Storage	27	Rock Anchors	68
Documents Plans & Maps	27	Stormwater Connection	69
Environmental Enforcement Fees	29	Stormwater Management Charge	69
Filming and Still Photography	29	Swimming Pools	69
Fire Safety	33	Traffic & Parking	70
Fitness Training	33	Trees	73
Food & Health Premises	33	Use of Footways	74
Graffiti Removal	35	Use of Roadway	75
Hoarding Fees	35	Venue Hire	76
House Renumbering	36	Waste Services	93
Impounding	36	Water Systems Registration	95

# FEES & CHARGES 2024/25

Fee / Charge	Pricing Policy Ref.	2023/24 Fee / Charge excl. GST	2023/24 GST	2023/24 Fee / Charge incl. GST	2024/25 Fee / Charge excl. GST	2024/25 GST	2024/25 Fee / Charge incl. GST	Fee Unit Rate	Supplementary Information
<b>ACTIVITY APPROVAL APPLICATIONS</b>									
Local Government Act Activity Applications (other than where a specific fee is provided)	FCR	199.00	Exempt	199.00	208.00	Exempt	208.00	per application	A Minimum fee of \$208 is payable up front. The total fee is calculated on the hourly rate and is payable before the release of any determination. Reduced activity application fees may be applied at the discretion of the General Manager for activities such as charity activities.
Charity Clothing Bin Application - (s68C3 - Place a clothing bin in a public place)	SUB	42.00	Exempt	42.00	44.00	Exempt	44.00	per application	Applications only from charitable organisations for clothing bins located in Council Car Parks. Licence fee applies on approval (see Clothing Bins).
Local Government Activity Application - (s68F7 - Use a standing vehicle or any article for the purpose of selling any article in a public place)	FCR	366.00	Exempt	366.00	382.00	Exempt	382.00	per application	
Local Government Act Activity Applications (for same activity in same financial year as previous application)	FCR	50.00	Exempt	50.00	52.25	Exempt	52.25	per application	
Local Government Activity Application - (s68C3 - Place a waste storage container in a public place)	FCR	1,965.00	Exempt	1,965.00	2,054.00	Exempt	2,054.00	per application	This fee covers the application and the issue of an activity approval for a period of one year.
Local Government Activity Application - (s68C3 - Place a waste storage container in a public place - per placement)	FCR	366.00	Exempt	366.00	382.00	Exempt	382.00	per application	This fee covers the application and the issue of an activity approval for a



# FEES & CHARGES 2024/25

Fee / Charge	Pricing Policy Ref.	2023/24 Fee / Charge excl. GST	2023/24 GST	2023/24 Fee / Charge incl. GST	2024/25 Fee / Charge excl. GST	2024/25 GST	2024/25 Fee / Charge incl. GST	Fee Unit Rate	Supplementary Information
									maximum period of one week.
Local Government Activity Application - (s68F1 - Operate a public car park).	FCR	\$630 + \$2.60 per parking space	Exempt	\$630 + \$2.60 per parking space	\$658 + \$2.70 per parking space	Exempt	\$658 + \$2.70 per parking space		A Minimum fee of \$658 is payable up front. The total fee is calculated on the number of parking spaces and is payable before the release of any determination.
<b>ANIMALS</b>									
Animal Registration									
Animal Lifetime Registration Category (per dog/cat)									Fees as per Clause 18 of the Companion Animals Regulation 2018 & Companion Animals (Adjustable Fee Amounts) Notice.
Desexed Dog - By relevant age	ST	75.00	Exempt	75.00	75.00	Exempt	75.00	per animal	Registration fee for a dog desexed by six months of age
Desexed Dog - Pensioner Rate	ST	32.00	Exempt	32.00	32.00	Exempt	32.00	per animal	Dog owned by an eligible pensioner and desexed by six months of age
Desexed Dog - Sold by Pound/ Shelter	ST	0.00	Exempt	0.00	0.00	Exempt	0.00	per animal	Desexed dog sold by an eligible pound/ shelter
Complete dog or Desexed Dog after relevant age	ST	252.00	Exempt	252.00	252.00	Exempt	252.00	per animal	Combined registration fee and additional fee for a dog not desexed by six months of age
Complete Dog - Not desexed (not recommended)	ST	75.00	Exempt	75.00	75.00	Exempt	75.00	per animal	Dog with written notification from a vet that it should not be desexed
Complete Dog - Not desexed (not recommended) - Pensioner Rate	ST	32.00	Exempt	32.00	32.00	Exempt	32.00	per animal	Dog with written notification from a vet that it should not be

# FEES & CHARGES 2024/25

Fee / Charge	Pricing Policy Ref.	2023/24 Fee / Charge excl. GST	2023/24 GST	2023/24 Fee / Charge incl. GST	2024/25 Fee / Charge excl. GST	2024/25 GST	2024/25 Fee / Charge incl. GST	Fee Unit Rate	Supplementary Information
									desexed (eligible pensioner)
Complete Dog - Recognised breeder	ST	75.00	Exempt	75.00	75.00	Exempt	75.00	per animal	Dog not desexed and kept by a recognised breeder for breeding purposes
Dog - working	ST	0.00	Exempt	0.00	0.00	Exempt	0.00	per animal	Working dog
Dog - Service of the State	ST	0.00	Exempt	0.00	0.00	Exempt	0.00	per animal	Dog in the service of the State, for example a Police Dog
Assistance Animal	ST	0.00	Exempt	0.00	0.00	Exempt	0.00	per animal	Animal under six months of age training to be an assistance animal, for example a guide dog
Complete or Desexed Cat	ST	65.00	Exempt	65.00	65.00	Exempt	65.00	per animal	Desexed or non-desexed cat
Cat desexed - Eligible pensioner	ST	32.00	Exempt	32.00	32.00	Exempt	32.00	per animal	Desexed cat owned by an eligible pensioner
Desexed Cat - Sold by Pound/ Shelter	ST	0.00	Exempt	0.00	0.00	Exempt	0.00	per animal	Desexed cat sold by an eligible pound/ shelter
Complete Cat - Not desexed (not recommended)	ST	65.00	Exempt	65.00	65.00	Exempt	65.00	per animal	Cat with written notification from a vet that it should not be desexed
Complete Cat - Not desexed (not recommended) - Pensioner Rate	ST	32.00	Exempt	32.00	32.00	Exempt	32.00	per animal	Cat with written notification from a vet that it should not be desexed (eligible pensioner)
Complete Cat - Recognised breeder	ST	65.00	Exempt	65.00	65.00	Exempt	65.00	per animal	Cat not desexed and kept by a recognised breeder for breeding purposes
Registration Late Fee	ST	21.00	Exempt	21.00	21.00	Exempt	21.00	per animal	
Annual Permit Category									
Cat not desexed by 4 months of age	ST	92.00	Exempt	92.00	92.00	Exempt	92.00	per animal	Cat not desexed by four months of age.
Dangerous Dog	ST	221.00	Exempt	221.00	221.00	Exempt	221.00	per animal	Dog declared to be dangerous.



# FEES & CHARGES 2024/25

Fee / Charge	Pricing Policy Ref.	2023/24 Fee / Charge excl. GST	2023/24 GST	2023/24 Fee / Charge incl. GST	2024/25 Fee / Charge excl. GST	2024/25 GST	2024/25 Fee / Charge incl. GST	Fee Unit Rate	Supplementary Information
Restricted Dog	ST	221.00	Exempt	221.00	221.00	Exempt	221.00	per animal	Dog declared to be a restricted breed or restricted by birth.
Permit Late Fee	ST	21.00	Exempt	21.00	21.00	Exempt	21.00	per animal	
<b>ART &amp; SCULPTURE SALES</b>									
Art Sale Commission @ 25%	FCR			At 25% of Art Sale		10.0%	plus 10.0% GST	at 25% of Art Sale	
Art Sale Commission @ 40%	FCR					10.0%	plus 10.0% GST	at 40.0% of Art Sale	*NEW FEE* Sales Commission on gratis exhibitions (i.e.Artist in Residence, Community exhibitions)
Woollahra Small Sculpture Prize Sale without Gallery representation - Commission	FCR					10.0%	plus 10.0% GST	at 40.0% of sculpture sale	
Woollahra Small Sculpture Prize sale with Gallery representation - Commission	FCR					10.0%	plus 10.0% GST	at 20.0% of sculpture sale	
<b>CERTIFICATE APPLICATION FEES</b>									
Complying Development Certificate	FCR	Calculation Examples: $LN(CV) \times CV^{\wedge} I$			Calculation Examples: $LN(CV) \times CV^{\wedge} I$	10.0%	Calculation Examples: $LN(CV) \times CV^{\wedge} I$ plus 10.0% GST	per application	CV = Contract Value of work I = 0.421 LN = Natural Logarithm.
Minimum Charge	FCR	427.27	42.73	470.00	446.50	44.65	491.15	per application	The minimum charge is for works with an estimated value of works up to \$10,000. For works above this amount the fee is calculated on a sliding scale using the above formula.

# FEES & CHARGES 2024/25

Fee / Charge	Pricing Policy Ref.	2023/24 Fee / Charge excl. GST	2023/24 GST	2023/24 Fee / Charge incl. GST	2024/25 Fee / Charge excl. GST	2024/25 GST	2024/25 Fee / Charge incl. GST	Fee Unit Rate	Supplementary Information
\$50,000	FCR	1,029.16	102.92	1,132.08	1,075.50	107.55	1,183.05	per application	All Classifications of Building.
\$100,000	FCR	1,466.17	146.62	1,612.79	1,532.18	153.22	1,685.40	per application	All Classifications of Building.
\$150,000	FCR	1,800.33	180.03	1,980.36	1,881.36	188.14	2,069.50	per application	All Classifications of Building.
\$250,000	FCR	2,327.97	232.80	2,560.77	2,432.73	243.27	2,676.00	per application	All Classifications of Building.
\$500,000	FCR	3,290.63	329.06	3,619.69	3,483.73	343.87	3,782.60	per application	All Classifications of Building.
\$1,000,000	FCR	4,638.39	463.84	5,102.23	4,847.14	484.71	5,331.85	per application	All Classifications of Building.
\$2,000,000	FCR	6,521.70	652.17	7,173.87	6,815.18	681.52	7,946.70	per application	All Classifications of Building.
\$5,000,000	FCR	10,197.41	1,019.74	11,217.15	10,656.32	1,065.63	11,721.95	per application	All Classifications of Building.
Neighbour notification of applicable Complying Development Certificates	COST	152.00	Exempt	152.00	299.00	Exempt	299.00	per application	Charged on CDC's required to be notified to neighbouring residential occupiers pursuant to Clause 130AB of the Environmental Planning & Assessment Regulation 2000.
Construction Certificate	FCR	Calculation Examples: $LN(CV) \times CV^{\wedge}I$			Calculation Examples: $LN(CV) \times CV^{\wedge}I$	10.0%	Calculation Examples: $LN(CV) \times CV^{\wedge}I$ plus 10.0% GST	per application	CV = Contract Value of work $I = 0.421$ LN = Natural Logarithm.
Minimum Charge	FCR	427.27	42.73	470.00	446.50	44.65	491.15	per application	The minimum charge is for works with an estimated value of works up to \$10,000. For works above this amount the fee is calculated on a sliding scale using the above formula.

# FEES & CHARGES 2024/25

Fee / Charge	Pricing Policy Ref.	2023/24 Fee / Charge excl. GST	2023/24 GST	2023/24 Fee / Charge incl. GST	2024/25 Fee / Charge excl. GST	2024/25 GST	2024/25 Fee / Charge incl. GST	Fee Unit Rate	Supplementary Information
\$50,000	FCR	1,029.16	102.92	1,132.08	1,075.50	107.55	1,183.05	per application	All Classifications of Building.
\$100,000	FCR	1,466.17	146.62	1,612.79	1,532.18	153.22	1,685.40	per application	All Classifications of Building.
\$150,000	FCR	1,800.33	180.03	1,980.36	1,881.36	188.14	2,069.50	per application	All Classifications of Building.
\$250,000	FCR	2,327.97	232.80	2,560.77	2,432.73	243.27	2,676.00	per application	All Classifications of Building.
\$500,000	FCR	3,290.63	329.06	3,619.69	3,438.73	343.87	3,782.60	per application	All Classifications of Building.
\$1,000,000	FCR	4,638.39	463.84	5,102.23	4,847.14	484.71	5,331.85	per application	All Classifications of Building.
\$2,000,000	FCR	6,521.70	652.17	7,173.87	6,815.18	681.52	7,496.70	per application	All Classifications of Building.
\$5,000,000	FCR	10,197.41	1,019.74	11,217.15	10,656.32	1,065.63	11,721.95	per application	All Classifications of Building.
Amendment of Complying Development or Construction Certificates	FCR	CV % of Original Fee <\$150,000 30% \$150,000 to \$500,000 25% \$500,001 to \$1 Million 20% >\$1 Million 15%	10.0%	CV % of Original Fee <\$150,000 30% \$150,000 to \$500,000 25% \$500,001 to \$1 Million 20% >\$1 Million 15% plus 10.0% GST	CV % of Original Fee <\$150,000 30% \$150,000 to \$500,000 25% \$500,001 to \$1 Million 20% >\$1 Million 15%	10.0%	CV % of Original Fee <\$150,000 30% \$150,000 to \$500,000 25% \$500,001 to \$1 Million 20% >\$1 Million 15% plus 10.0% GST	per application to amend a CDC or CC	CV= Contract Value Note: CDC or CC amendments are made by applying for a NEW certificate these fees apply where a CDC or CC has been issued for substantially the same development.
Compliance Certificates and Miscellaneous Building & Compliance Services	FCR	195.45	19.55	215.00	204.27	20.43	224.70	per hour or part hour	Minimum Fee \$224.70.
Lodgement Fee - Complying Development Certificate Part 4A Certificate & Notice of Commencement.	ST	39.00	Exempt	39.00	39.00	Exempt	39.00	per lodgement	This fee applies to Certificates Issued by Council or Accredited Certifiers and is the maximum permissible by Clause 263(2) of the Environmental Planning & Assessment Regulation 2000.

# FEES & CHARGES 2024/25

Fee / Charge	Pricing Policy Ref.	2023/24 Fee / Charge excl. GST	2023/24 GST	2023/24 Fee / Charge incl. GST	2024/25 Fee / Charge excl. GST	2024/25 GST	2024/25 Fee / Charge incl. GST	Fee Unit Rate	Supplementary Information
Occupation Certificates	COST	195.45	19.55	215.00	204.27	20.43	224.70	per application	This fee only applies to developments where Council was appointed the PCA prior to formal PCA Service Agreement. SOU = Sole Occupancy Unit.
Strata Subdivision Certificate	FCR	\$1,348 + \$345 for each lot over two	Exempt	\$1,348 + \$345 for each lot over two	\$1,408 + \$360.50 for each lot over two	Exempt	\$1,408 + \$360.50 for each lot over two		
Torrens Title Subdivision Certificate (Section 6.15 of EP&A Act)	FCR	\$1,348 + \$345 for each lot over two	Exempt	\$1,348 + \$345 for each lot over two	\$1,408 + \$360.50 for each lot over two	Exempt	\$1,408 + \$360.50 for each lot over two		
Building Certificate Applications	SUB	As per Clause 260 of the Environmental Planning & Assessment Regulation 2000	Exempt	250.00	Class 1 and 10 buildings \$500: Class 2-9 buildings up to 200m <sup>2</sup> \$750: >200m <sup>2</sup> \$1,000 + \$2 per m <sup>2</sup> over 200m <sup>2</sup> *An additional fee will be charged where development consent, complying Development certificate or construction certificate was required for the development and no such consent or certificate was obtained, the additional fee will be that which would have been	Exempt	Class 1 and 10 buildings \$500: Class 2-9 buildings up to 200 m <sup>2</sup> \$750: >200 m <sup>2</sup> \$1,000 + \$2 per m <sup>2</sup> over 200 m <sup>2</sup> *An additional fee will be charged where development consent, complying Development certificate or construction certificate was required for the development and no such consent or certificate was obtained, the additional fee will be that which would have been	per application	Additional statutory charges apply for the assessment of building certificates for unauthorised work and/or for Class 2 - 9 buildings with a floor area of 200m <sup>2</sup> or more.

# FEES & CHARGES 2024/25

Fee / Charge	Pricing Policy Ref.	2023/24 Fee / Charge excl. GST	2023/24 GST	2023/24 Fee / Charge incl. GST	2024/25 Fee / Charge excl. GST	2024/25 GST	2024/25 Fee / Charge incl. GST	Fee Unit Rate	Supplementary Information
					payable for the relevant consent and		payable for the relevant consent and		
Building Certificate Reinspection Fee	SUB	90.00	Exempt	90.00	94.00	Exempt	94.00	per application	Per additional inspection.
File Retrieval Fee - per Building Certificate	COST	92.00	Exempt	92.00	96.00	Exempt	96.00	per application	Charge associated with retrieving files from storage.
Application for positive covenant required by a condition of Development Consent		Per application	80.00	880.00	per application	109.09	1,200.00	per application	All legal and valuation costs pertaining to the transaction/application are payable by the applicant. Protracted negotiations over 5 hours will have an additional cost of \$83 per hour + 10% GST.
<b>Planning Certificates</b>									
Planning Certificates under s10.7(2) - EPA Act 1979	ST	67.00	Exempt	67.00	67.00	Exempt	67.00	per certificate	One certificate for each allotment of land.
Planning Certificate under s10.7(5) - EPA Act 1979	ST	100.00	Exempt	100.00	100.00	Exempt	100.00	per certificate	One certificate for each allotment of land.
Planning Certificates under s10.7(2) and s10.7(5) - EPA Act 1979	ST	167.00	Exempt	167.00	167.00	Exempt	167.00	per certificate	One certificate for each allotment of land.
Planning Certificates under s10.7 - EPA Act 1979 - Expedites	COST	157.00	Exempt	157.00	164.00	Exempt	164.00	per application	Expedite. One certificate for each allotment of land.
<b>Rates Certificates</b>									
Section 603 Certificates (LG Act 1993)	ST	95.00	Exempt	95.00	100.00	Exempt	100.00	per certificate	One certificate for each allotment of land. NOTE: This fee is set at the maximum level recommended by the Office of Local Government each year. It will be varied as and when advice is received from the Office.
Section 603 Expedites (LG Act 1993)	COST	157.00	Exempt	157.00	164.10	Exempt	164.10	per application	Expedite. One certificate for each allotment of land.



# FEES & CHARGES 2024/25

Fee / Charge	Pricing Policy Ref.	2023/24 Fee / Charge excl. GST	2023/24 GST	2023/24 Fee / Charge incl. GST	2024/25 Fee / Charge excl. GST	2024/25 GST	2024/25 Fee / Charge incl. GST	Fee Unit Rate	Supplementary Information
<b>Orders and Notices Certificates</b>									
Notices and orders certificate under s121ZP - EPA Act 1979	COST	121.00	Exempt	121.00	127.00	Exempt	127.00	per certificate	Certificate for orders in force and outstanding notices. One certificate per allotment of land.
Notices and orders certificate under s121 ZP expedite - EPA Act	COST	157.00	Exempt	157.00	165.00	Exempt	165.00	per application	Expedite. Certificate for orders in force and outstanding notices. One certificate per allotment of land.
Notices and orders certificate under s735A - Local Government Act 1993	COST	121.00	Exempt	121.00	127.00	Exempt	127.00	per certificate	Certificate for outstanding notices (being a notice order direction and demand). One certificate per allotment of land.
Notices and orders certificate under s735A expedite - Local Government Act 1993	COST	157.00	Exempt	157.00	165.00	Exempt	165.00	per application	Expedite. Certificate for outstanding notices (being a notice order direction and demand). One certificate per allotment of land.
Notices and orders certificate under s121ZP (EPA Act 1979) and s735A (Local Government Act 1993) (combined)	COST	209.00	Exempt	209.00	220.00	Exempt	220.00	per certificate	Certificate for orders in force and outstanding notices. One certificate per allotment of land.
Notices and orders certificate under s121ZP (EPA Act 1979) and s735A (Local Government Act 1993) (combined). Expedite.	COST	157.00	Exempt	157.00	165.00	Exempt	165.00	per application	Expedite. Certificate for orders in force and outstanding notices. One certificate per allotment of land.
Certificates for Section 735A (LG Act) and Section 121ZP (EP & A Act) plus outstanding orders notices and directions under the Food Act 1989 the Protection of the Environment Operations Act 1997 the Public Health Act 1991 the Roads Act 1993 and the Swimming Pools Act 1992 plus Outstanding Orders notices and	COST	261.00	Exempt	261.00	273.00	Exempt	273.00	per application	Certificate for orders in force and outstanding notices under the LG Act EPA Act and other Act. One certificate per allotment of land.

# FEES & CHARGES 2024/25

Fee / Charge	Pricing Policy Ref.	2023/24 Fee / Charge excl. GST	2023/24 GST	2023/24 Fee / Charge incl. GST	2024/25 Fee / Charge excl. GST	2024/25 GST	2024/25 Fee / Charge incl. GST	Fee Unit Rate	Supplementary Information
directions that the Council may issue under other Acts.									
Certificate under Section 735A (LG Act 1993) and s121ZP (EPA Act) plus orders and directions in force and outstanding notices under the Food Act 1989 the Protection of the Environment Operations Act 1997 the Public Health Act 1991 the Roads Act 1993 and the Swimming Pools Act 1992 plus orders and directions in force and outstanding notices that the Council may issue under other Acts. Expedite.	COST	157.00	Exempt	157.00	165.00	Exempt	165.00	per application	Expedite. Certificate for orders and directions in force and outstanding notices under LG Act the EPA Act 1979 and other Acts. One certificate for each allotment of land.
Other Certificates									
Section 88G Certificates (Conveyancing Act)	ST	10.00	Exempt	10.00	10.00	Exempt	10.00	per certificate	Certificate of amount due under Sect 88G (fines due to Council in relation to failure to comply with positive covenants). Note: fee is \$35 if inspection is required.
<b>CLOTHING BINS</b>									
Charity Clothing Bin Application - (s68C3 - Place a clothing bin in a public place)	SUB	42.00	Exempt	42.00	44.00	Exempt	44.00	per application	Applications only from charitable organisations for

# FEES & CHARGES 2024/25

Fee / Charge	Pricing Policy Ref.	2023/24 Fee / Charge excl. GST	2023/24 GST	2023/24 Fee / Charge incl. GST	2024/25 Fee / Charge excl. GST	2024/25 GST	2024/25 Fee / Charge incl. GST	Fee Unit Rate	Supplementary Information
									clothing bins located in Council Car Parks. Licence fee applies on approval (see Clothing Bins).
Charity Clothing Bin Licences in approved locations	SUB	390.00	Exempt	390.00	408.00	Exempt	408.00	per licence valid for 5yrs max.	A minimum fee of \$408 is payable up front. The fee is calculated on the hourly rate and is payable before the release of any legal agreement. Protracted negotiations over 5 hours will be charged at \$83 per hour.
<b>COMMUNITY DEVELOPMENT</b>									
Community and Cultural Activities and Events Attendance fee (up to)	SUB	90.91	9.09	100.00	136.36	13.64	150.00	per event	Fee up to \$150 - partial cost recovery depending on scale & cost of event or program.
Mental Health First Aid manual	COST		10.0%	plus 10.0% GST					*DELETE FEE* Mental Health First Aid manual for Mental Health First Aid course. Cost recovery. Check % should be 0% as staying the same do not add GST \$30 is GST inclusive

# FEES & CHARGES 2024/25

Fee / Charge	Pricing Policy Ref.	2023/24 Fee / Charge excl. GST	2023/24 GST	2023/24 Fee / Charge incl. GST	2024/25 Fee / Charge excl. GST	2024/25 GST	2024/25 Fee / Charge incl. GST	Fee Unit Rate	Supplementary Information
Compliance Cost Notices issued under the Environmental Planning & Assessment Act 1979									
In respect of any costs or expenses relating to an investigation that leads to the giving of an order pursuant to the EP&A Act 1979	ST	1,073.00	Exempt	1,073.00	1,121.00	Exempt	1,121.00	Per Order	Statutory fee as per Environmental Planning & Assessment Regulation 2023.
In respect of any costs or expenses relating to the preparation or serving of the notice of the intention to give an order pursuant to the EP&A Act 1979	ST	536.00	Exempt	536.00	750.00	Exempt	750.00	Per Notice of Intention	Statutory fee as per Environmental Planning & Assessment Regulation 2023, clause 284
<b>COUNCIL EVENTS</b>									
Woollahra Small Sculpture Prize Entry Fee	COST	50.00	5.00	55.00	45.45	4.55	50.00	Entry Fee	
<b>COUNCIL REPORTS &amp; DOCUMENTS</b>									
File Retrieval Fee - per DA & Section 4.55 application	COST	87.00	Exempt	87.00	91.00	Exempt	91.00	per application	Charge associated with retrieving files from storage.
File Retrieval Fee - per Building Certificate	COST	91.50	Exempt	91.50	95.65	Exempt	95.65	Per Application	Charge associated with retrieving files from storage
Annual Report	COST	45.00	Exempt	45.00	47.00	Exempt	47.00	per copy	Charge imposed to offset the cost of printing the document.
Delivery Program & Operational Plan	COST	45.00	Exempt	45.00	47.00	Exempt	47.00	per copy	Charge imposed to offset the cost of printing the document.
Annual Agenda Printing Fee									Annual fee does not apply to local community organisations.
Council (Ordinary and Extraordinary)	COST	371.00	Exempt	371.00	388.00	Exempt	388.00	per year	Charge imposed to offset the cost of printing the document.

# FEES & CHARGES 2024/25

Fee / Charge	Pricing Policy Ref.	2023/24 Fee / Charge excl. GST	2023/24 GST	2023/24 Fee / Charge incl. GST	2024/25 Fee / Charge excl. GST	2024/25 GST	2024/25 Fee / Charge incl. GST	Fee Unit Rate	Supplementary Information
Environmental Planning (EP)	COST	371.00	Exempt	371.00	388.00	Exempt	388.00	per year	Charge imposed to offset the cost of printing the document.
Finance, Community & Services (FC&S)	COST	371.00	Exempt	371.00	388.00	Exempt	388.00	per year	Charge imposed to offset the cost of printing the document.
Application Assessment Panel (AAP)	COST	1,066.00	Exempt	1,066.00	1,114.00	Exempt	1,114.00	per year	Charge imposed to offset the cost of printing the document.
Woollahra Local Planning Panel (WLPP)	COST	1,066.00	Exempt	1,066.00	1,114.00	Exempt	1,114.00	per year	Charge imposed to offset the cost of printing the document.
Government Information (Public Access) Act - GIPA Act/Access to Information									Charge imposed to offset the cost of printing the document.
Application fee for individuals about their personal affairs (Formal GIPA)	ST	30.00	Exempt	30.00	30.00	Exempt	30.00	per application	Includes 20 hours processing time.
Processing fee for individuals about their personal affairs (Formal GIPA)	ST	30.00	Exempt	30.00	30.00	Exempt	30.00	per hour	After 20 hours processing time.
Application fee for all other requests (Formal GIPA)	ST	30.00	Exempt	30.00	30.00	Exempt	30.00	per application	Includes first hour of processing time.
Processing Fee for all other requests (Formal GIPA)	ST	30.00	Exempt	30.00	30.00	Exempt	30.00	per hour	Includes first hour of processing time.
Processing fee for applicant suffering financial hardship (e.g. pensioner, full time student or non-profit organisation)	ST	15.00	Exempt	15.00	15.00	Exempt	15.00	per hour	
File Retrieval	COST	29.09	2.91	32.00	30.91	3.09	34.00	per file/per file part	Charge imposed to offset the cost of file retrieval from off-site storage
Internal Review	ST	40.00	Exempt	40.00	40.00	Exempt	40.00	per application	Internal review of Council's decision on a formal Government Information (Public Access) application.
Photocopying &/or Printing undertaken by Council Staff									
A4 pages (Black & White)	COST	1.45	0.15	1.60	1.55	0.15	1.70	per page	Charge imposed to offset the cost of printing the document



# FEES & CHARGES 2024/25

Fee / Charge	Pricing Policy Ref.	2023/24 Fee / Charge excl. GST	2023/24 GST	2023/24 Fee / Charge incl. GST	2024/25 Fee / Charge excl. GST	2024/25 GST	2024/25 Fee / Charge incl. GST	Fee Unit Rate	Supplementary Information
									(undertaken by Council Staff)
A4 pages (Colour)	COST	2.27	0.23	2.50	2.45	0.25	2.70	per page	Charge imposed to offset the cost of printing the document (undertaken by Council Staff)
A3 pages (Black & White)	COST	2.27	0.23	2.50	2.45	0.25	2.70	per page	Charge imposed to offset the cost of printing the document (undertaken by Council Staff)
A3 pages (Colour)	COST	4.45	0.45	4.90	4.73	0.47	5.20	per page	Charge imposed to offset the cost of printing the document (undertaken by Council Staff)
Plan Copying up to A1 size	COST	20.91	2.09	23.00	21.82	2.18	24.00	per page	Charge imposed to offset the cost of printing the document (undertaken by Council Staff)
<b>Scanning undertaken by Council Staff</b>									
A4 (Black & White or Colour)	COST	1.45	0.15	1.60	1.55	0.15	1.70	per page	Charge imposed to offset the cost of scanning the document (undertaken by Council Staff)
A3 (Black & White or Colour)	COST	2.27	0.23	2.50	2.45	0.25	2.70	per page	Charge imposed to offset the cost of scanning the document (undertaken by Council Staff)
Plan Scanning up to A1 size	COST	10.91	1.09	12.00	11.82	1.18	13.00	per page	Charge imposed to offset the cost of scanning the document (undertaken by Council Staff)
<b>Storage Medium</b>									
Provision of scanned documents on USB	COST	11.82	1.18	13.00	12.73	1.27	14.00	per USB	Charge imposed to offset the cost of supplying a USB

# FEES & CHARGES 2024/25

Fee / Charge	Pricing Policy Ref.	2023/24 Fee / Charge excl. GST	2023/24 GST	2023/24 Fee / Charge incl. GST	2024/25 Fee / Charge excl. GST	2024/25 GST	2024/25 Fee / Charge incl. GST	Fee Unit Rate	Supplementary Information
<b>Electronic Information Fees</b>									
Compilation of Electronic Materials	COST	44.55	4.45	49.00	47.27	4.73	52.00	per application	Charge imposed to offset the cost of preparing/compiling files/documents.
Provision of electronic information on USB	COST	11.82	1.18	13.00	12.73	1.27	14.00	per USB	Charge imposed to offset the cost of supplying a USB
<b>Subpoenas</b>									
<b>Documents Subpoenaed</b>									
First Hour Search Fee (Minimum Fee)	FCR	256.00	Exempt	256.00	267.50	Exempt	267.50		Minimum charge for search of subpoenaed documents.
Subsequent Search Fees	FCR	146.30	Exempt	146.30	152.50	Exempt	152.50		
Documents Subpoenaed photocopying fees - A4	COST	1.40	Exempt	1.40	1.45	Exempt	1.45		Fees charged by supplier.
Documents Subpoenaed photocopying fees - A2 - A0	COST	19.30	Exempt	19.30	20.15	Exempt	20.15		Fees charged by supplier.
<b>File Retrieval Fees</b>									
File Retrieval Fee - per file part	COST	30.60	Exempt	30.60	31.95	Exempt	31.95		Charge associated with retrieving a file from storage.
<b>DEVELOPMENT APPLICATION FEES</b>									
<b>Heritage Works without Consent</b>									
Application under clause 5.10(3) of Woollahra LEP 2014	COST	per application	Exempt	210.00	per application	Exempt	220.00	per application	

# FEES & CHARGES 2024/25

Fee / Charge	Pricing Policy Ref.	2023/24 Fee / Charge excl. GST	2023/24 GST	2023/24 Fee / Charge incl. GST	2024/25 Fee / Charge excl. GST	2024/25 GST	2024/25 Fee / Charge incl. GST	Fee Unit Rate	Supplementary Information
Works including erection carrying out of work or demolition									Excluding the cost of works for any proposed Solar Energy System including the following, * a photovoltaic electricity generating system/s, and/or * a solar hot water system/s, and/or * a solar air heating system/s.
Up to \$5,000	ST	138.00	Exempt	138.00	138.00	Exempt	138.00	per application	Excluding the cost of works for any proposed Solar Energy System including the following, * a photovoltaic electricity generating system/s, and/or * a solar hot water system/s, and/or * a solar air heating system/s.
\$5,001 - Less than \$50,000	ST	\$212 + \$3 for each \$1,000 (or part of \$1,000)	Exempt	\$212 + \$3 for each \$1,000 (or part of \$1,000)	\$212 + \$3 for each \$1,000 (or part of \$1,000)	Exempt	\$212 + \$3 for each \$1,000 (or part of \$1,000)	per application	Excluding the cost of works for any proposed Solar Energy System including the following, * a photovoltaic electricity generating system/s, and/or * a solar hot water system/s, and/or * a solar air heating system/s.
\$50,001 - \$250,000	ST	\$442 + \$3.64 for each \$1,000 (or part of \$1,000) over \$50,000 (Includes PlanFIRST Levy - 0.64 x Cost/\$1,000)	Exempt	\$442 + \$3.64 for each \$1,000 (or part of \$1,000) over \$50,000 (Includes PlanFIRST Levy - 0.64 x Cost/\$1,000)	\$442 + \$3.64 for each \$1,000 (or part of \$1,000) over \$50,000 (Includes PlanFIRST Levy - 0.64 x Cost/\$1,000)	Exempt	\$442 + \$3.64 for each \$1,000 (or part of \$1,000) over \$50,000 (Includes PlanFIRST Levy - 0.64 x Cost/\$1,000)	per application	Excluding the cost of works for any proposed Solar Energy System including the following, * a photovoltaic electricity generating system/s, and/or * a solar hot water system/s, and/or

# FEES & CHARGES 2024/25

Fee / Charge	Pricing Policy Ref.	2023/24 Fee / Charge excl. GST	2023/24 GST	2023/24 Fee / Charge incl. GST	2024/25 Fee / Charge excl. GST	2024/25 GST	2024/25 Fee / Charge incl. GST	Fee Unit Rate	Supplementary Information
									* a solar air heating system/s.
<b>\$250,001 - \$500,000</b>	ST	\$1,455 + \$2.34 for each \$1,000 (or part of \$1,000) over \$250,000 (Includes PlanFIRST Levy - 0.64 x Cost/\$1,000)	Exempt	\$1,455 + \$2.34 for each \$1,000 (or part of \$1,000) over \$250,000 (Includes PlanFIRST Levy - 0.64 x Cost/\$1,000)	\$1,455 + \$2.34 for each \$1,000 (or part of \$1,000) over \$250,000 (Includes PlanFIRST Levy - 0.64 x Cost/\$1,000)	Exempt	\$1,455 + \$2.34 for each \$1,000 (or part of \$1,000) over \$250,000 (Includes PlanFIRST Levy - 0.64 x Cost/\$1,000)	per application	Excluding the cost of works for any proposed Solar Energy System including the following, * a photovoltaic electricity generating system/s, and/or * a solar hot water system/s, and/or * a solar air heating system/s.
<b>\$500,001 - \$1,000,000</b>	ST	\$2,189 + \$1.64 for each \$1,000 (or part of \$1,000) over \$500,000 (Includes PlanFIRST Levy - 0.64 x Cost/\$1,000)	Exempt	\$2,189 + \$1.64 for each \$1,000 (or part of \$1,000) over \$500,000 (Includes PlanFIRST Levy - 0.64 x Cost/\$1,000)	\$2,189 + \$1.64 for each \$1,000 (or part of \$1,000) over \$500,000 (Includes PlanFIRST Levy - 0.64 x Cost/\$1,000)	Exempt	\$2,189 + \$1.64 for each \$1,000 (or part of \$1,000) over \$500,000 (Includes PlanFIRST Levy - 0.64 x Cost/\$1,000)	per application	Excluding the cost of works for any proposed Solar Energy System including the following, * a photovoltaic electricity generating system/s, and/or * a solar hot water system/s, and/or * a solar air heating system/s.
<b>\$1,000,001 - \$10,000,000</b>	ST	\$3,280 + \$1.44 for each \$1,000 (or part of \$1,000) over \$1,000,000 (Includes PlanFIRST Levy - 0.64 x Cost/\$1,000)	Exempt	\$3,280 + \$1.44 for each \$1,000 (or part of \$1,000) over \$1,000,000 (Includes PlanFIRST Levy - 0.64 x Cost/\$1,000)	\$3,280 + \$1.44 for each \$1,000 (or part of \$1,000) over \$1,000,000 (Includes PlanFIRST Levy - 0.64 x Cost/\$1,000)	Exempt	\$3,280 + \$1.44 for each \$1,000 (or part of \$1,000) over \$1,000,000 (Includes PlanFIRST Levy - 0.64 x Cost/\$1,000)	per application	Excluding the cost of works for any proposed Solar Energy System including the following, * a photovoltaic electricity generating system/s, and/or * a solar hot water system/s, and/or * a solar air heating system/s.
<b>More than \$10,000,000</b>	ST	\$19,915 + \$1.19 for each \$1,000 (or part of \$1,000) over \$10,000,000 (Includes PlanFIRST Levy	Exempt	\$19,915 + \$1.19 for each \$1,000 (or part of \$1,000) over \$10,000,000 (Includes PlanFIRST Levy	\$19,915 + \$1.19 for each \$1,000 (or part of \$1,000) over \$10,000,000 (Includes PlanFIRST Levy	Exempt	\$19,915 + \$1.19 for each \$1,000 (or part of \$1,000) over \$10,000,000 (Includes PlanFIRST Levy	per application	Excluding the cost of works for any proposed Solar Energy System including the following, * a photovoltaic electricity generating system/s,

# FEES & CHARGES 2024/25

Fee / Charge	Pricing Policy Ref.	2023/24 Fee / Charge excl. GST	2023/24 GST	2023/24 Fee / Charge incl. GST	2024/25 Fee / Charge excl. GST	2024/25 GST	2024/25 Fee / Charge incl. GST	Fee Unit Rate	Supplementary Information
		- 0.64 x Cost/\$1,000)		- 0.64 x Cost/\$1,000)	- 0.64 x Cost/\$1,000)		- 0.64 x Cost/\$1,000)		and/or * a solar hot water system/s, and/or * a solar air heating system/s.
<b>Advertising structures</b>	ST	\$357 plus \$93 for each advertisement in excess of 1 or the fee calculated using the above table - whichever is the GREATER	Exempt	\$357 plus \$93 for each advertisement in excess of 1 or the fee calculated using the above table - whichever is the GREATER	\$357 plus \$93 for each advertisement in excess of 1 or the fee calculated using the above table - whichever is the GREATER	Exempt	\$357 plus \$93 for each advertisement in excess of 1 or the fee calculated using the above table - whichever is the GREATER	per application	
<b>New dwelling house with value not exceeding \$100,000</b>	ST	\$571 (Includes PlanFIRST Levy of \$64.00)	Exempt	\$571 (Includes PlanFIRST Levy of \$64.00)	\$571 (Includes PlanFIRST Levy of \$64.00)	Exempt	\$571 (Includes PlanFIRST Levy of \$64.00)	per application	Excluding the cost of works for any proposed Solar Energy System including the following, * a photovoltaic electricity generating system/s, and/or * a solar hot water system/s, and/or * a solar air heating system/s.
<b>Subdivisions</b>									
<b>Land Subdivision - involving the opening of a public road</b>	ST	\$833 plus \$65 per additional lot	Exempt	\$833 plus \$65 per additional lot	\$833 plus \$65 per additional lot	Exempt	\$833 plus \$65 per additional lot	per application	
<b>Land Subdivision - not opening a public road</b>	ST	\$414 plus \$53 per additional lot	Exempt	\$414 plus \$53 per additional lot	\$414 plus \$53 per additional lot	Exempt	\$414 plus \$53 per additional lot	per application	
<b>Strata Title Subdivision</b>	ST	\$414 plus \$65 per additional lot	Exempt	\$414 plus \$65 per additional lot	\$414 plus \$65 per additional lot	Exempt	\$414 plus \$65 per additional lot	per application	
<b>Development not involving erection of a building, carrying out of work, subdivision of land or demolition such as a change of use or the removal or pruning of a heritage tree</b>	ST	357.00	Exempt	357.00	357.00	Exempt	357.00	per application	
<b>Additional fee - designated development</b>	ST	\$1,154 plus fee calculated elsewhere	Exempt	\$1,154 plus fee calculated elsewhere	\$1,154 plus fee calculated elsewhere	Exempt	\$1,154 plus fee calculated elsewhere	per application	



# FEES & CHARGES 2024/25

Fee / Charge	Pricing Policy Ref.	2023/24 Fee / Charge excl. GST	2023/24 GST	2023/24 Fee / Charge incl. GST	2024/25 Fee / Charge excl. GST	2024/25 GST	2024/25 Fee / Charge incl. GST	Fee Unit Rate	Supplementary Information
Additional fees - development requiring concurrence from another authority	ST	\$176 per concurrence authority	Exempt	\$176 per concurrence authority	\$176 per concurrence authority	Exempt	\$176 per concurrence authority	per concurrence authority	
Concurrence fee payable to the concurrence authority	ST	\$401 per concurrence authority to be referred to the authority	Exempt	\$401 per concurrence authority to be referred to the authority	\$401 per concurrence authority to be referred to the authority	Exempt	\$401 per concurrence authority to be referred to the authority	per concurrence	
Additional fees - integrated development	ST	\$176 per approval authority	Exempt	\$176 per approval authority	\$176 per approval authority	Exempt	\$176 per approval authority	per approval authority	
Approval fees - integrated development	ST	\$401 per other approval body to be referred to that approval authority	Exempt	\$401 per other approval body to be referred to that approval authority	\$401 per other approval body to be referred to that approval authority	Exempt	\$401 per other approval body to be referred to that approval authority	per approval authority	
Note: Under Section 254 of the Environmental Planning & Assessment Regulation if two or more fees are applicable the maximum fee is the sum of those fees.									
Additional fees - advertising & neighbour notification									
- Applications less than \$100,000	SUB	286.00	Exempt	286.00	299.00	Exempt	299.00	per application	
- Applications \$100,000 to \$499,999	SUB	496.00	Exempt	496.00	519.00	Exempt	519.00	per application	
- Applications \$500,000 to \$749,999	SUB	656.00	Exempt	656.00	686.00	Exempt	686.00	per application	
- Applications \$750,000 or above	SUB	1,029.00	Exempt	1,029.00	1,076.00	Exempt	1,076.00	per application	
- Applications requiring extensive notification	SUB	1,155.00	Exempt	1,155.00	1,207	Exempt	1,207.00	per replacement application	e.g. Development where impacts have the potential to affect the amenity of an entire neighbourhood or precinct.
- Designated Development	SUB	2,320.00	Exempt	2,320.00	2,425.00	Exempt	2,425.00	per application	
- Advertised Development	SUB	1,155.00	Exempt	1,155.00	1,207.00	Exempt	1,207.00	per application	
- Prohibited Development	SUB	1,155.00	Exempt	1,155.00	1,207.00	Exempt	1,207.00	per application	
File Retrieval Charge imposed on EVERY NEW DA & Section 4.55 lodged	COST	90.00	Exempt	90.00	94.00	Exempt	94.00	per application	

# FEES & CHARGES 2024/25

Fee / Charge	Pricing Policy Ref.	2023/24 Fee / Charge excl. GST	2023/24 GST	2023/24 Fee / Charge incl. GST	2024/25 Fee / Charge excl. GST	2024/25 GST	2024/25 Fee / Charge incl. GST	Fee Unit Rate	Supplementary Information
<p>Note: Flat rate charge for the retrieval of archival records to be used in the assessment of the application</p>									
Replacement Development Application Fee	COST	50% of the Original DA fee where the assessment report is in draft or in the opinion of Council the amendments are minor and will not require a substantial re-assessment. 75% of the Original DA fee where the assessment report has been completed and signed off but the application remains undetermined or in the opinion of Council the changes are such that will require substantial re-assessment	Exempt	50% of the Original DA fee where the assessment report is in draft or in the opinion of Council the amendments are minor and will not require a substantial re-assessment. 75% of the Original DA fee where the assessment report has been completed and signed off but the application remains undetermined or in the opinion of Council the changes are such that will require substantial re-assessment	50% of the Original DA fee where the assessment report is in draft or in the opinion of Council the amendments are minor and will not require a substantial re-assessment. 75% of the Original DA fee where the assessment report has been completed and signed off but the application remains undetermined or in the opinion of Council the changes are such that will require substantial re-assessment	Exempt	50% of the Original DA fee where the assessment report is in draft or in the opinion of Council the amendments are minor and will not require a substantial re-assessment. 75% of the Original DA fee where the assessment report has been completed and signed off but the application remains undetermined or in the opinion of Council the changes are such that will require substantial re-assessment	per replacement application	Permitted under Clause 55 of the EP&A Regulation 2000 provides: "A development application may be amended or varied by the applicant (but only with the agreement of the consent authority) at any time before the application is determined". This fee applies to replacement development applications (clause 90 of EPA Reg 2000) applications lodged by the applicant and the fee depends upon the extent of assessment work already completed. This fee does not apply where Council has in writing requested the Applicant to amend the plans. This fee recognises that the original DA fee is often expended assessing applications later amended by applicants at their own initiative and more commonly when they become aware that the original DA may not receive favourable consideration. This

# FEES & CHARGES 2024/25

Fee / Charge	Pricing Policy Ref.	2023/24 Fee / Charge excl. GST	2023/24 GST	2023/24 Fee / Charge incl. GST	2024/25 Fee / Charge excl. GST	2024/25 GST	2024/25 Fee / Charge incl. GST	Fee Unit Rate	Supplementary Information
									fee is in addition to any additional advertising or integrated assessment fees that may be required.
<b>PLUS: 1. Advertising &amp; Neighbour Notification</b>									
- Applications less than \$100,000	SUB	286.00	Exempt	286.00	299.00	Exempt	299.00	per replacement	
- Applications \$100,000 to \$499,999	SUB	496.00	Exempt	496.00	519.00	Exempt	519.00	per replacement	
- Applications \$500,000 to \$749,999	SUB	656.00	Exempt	656.00	686.00	Exempt	686.00	per replacement	
- Applications \$750,000 or above	SUB	1,029.00	Exempt	1,029.00	1,076.00	Exempt	1,076.00	per replacement	
- Applications requiring extensive notification	SUB	1,155.00	Exempt	1,155.00	1,207.00	Exempt	1,207.00	per replacement	
<b>PLUS: 2. File Retrieval</b>	COST	90.00	Exempt	90.00	94.00	Exempt	94.00	per application	
Review of a DA that does not involve the erection of a building, the carrying out of a work or the demolition of a work or building	ST	50% of the original DA fee	Exempt	50% of the original DA fee	50% of the original DA fee	Exempt	50% of the original DA fee	per application	
Review of a DA that involves the erection of a dwelling house costing \$100,000 or less	ST	238.00	Exempt	238.00	238.00	Exempt	238.00	per application	
<b>All other Review Applications:</b>									
Up to \$5,000	ST	69.00	Exempt	69.00	69.00	Exempt	69.00	per application	
\$5,001 - \$250,000	ST	\$107 + \$1.50 for each \$1,000 (or part of \$1,000) of the estimated cost	Exempt	\$107 + \$1.50 for each \$1,000 (or part of \$1,000) of the estimated cost	\$107 + \$1.50 for each \$1,000 (or part of \$1,000) of the estimated cost	Exempt	\$107 + \$1.50 for each \$1,000 (or part of \$1,000) of the estimated cost	per application	
\$250,001 - \$500,000	ST	\$599 + \$0.85 for each \$1,000 (or part of \$1,000) over \$250,000	Exempt	\$599 + \$0.85 for each \$1,000 (or part of \$1,000) over \$250,000	\$599 + \$0.85 for each \$1,000 (or part of \$1,000) over \$250,000	Exempt	\$599 + \$0.85 for each \$1,000 (or part of \$1,000) over \$250,000	per application	
\$500,001 - \$1,000,000	ST	\$894+ \$0.50 for each \$1,000 (or part of \$1,000) over \$500,000	Exempt	\$894+ \$0.50 for each \$1,000 (or part of \$1,000) over \$500,000	\$894 + \$0.50 for each \$1,000 (or part of \$1,000) over \$500,000	Exempt	\$894 + \$0.50 for each \$1,000 (or part of \$1,000) over \$500,000	per application	

# FEES & CHARGES 2024/25

Fee / Charge	Pricing Policy Ref.	2023/24 Fee / Charge excl. GST	2023/24 GST	2023/24 Fee / Charge incl. GST	2024/25 Fee / Charge excl. GST	2024/25 GST	2024/25 Fee / Charge incl. GST	Fee Unit Rate	Supplementary Information
\$1,000,001 - \$10,000,000	ST	\$1,238 + \$0.40 for each \$1,000 (or part of \$1,000) over \$1,000,000	Exempt	\$1,238 + \$0.40 for each \$1,000 (or part of \$1,000) over \$1,000,000	\$1,238 + \$0.40 for each \$1,000 (or part of \$1,000) over \$1,000,000	Exempt	\$1,238 + \$0.40 for each \$1,000 (or part of \$1,000) over \$1,000,000	per application	
More than \$10,000,000	ST	\$5,943+ \$0.27 for each \$1,000 (or part of \$1,000) over \$10,000,000	Exempt	\$5,943+ \$0.27 for each \$1,000 (or part of \$1,000) over \$10,000,000	\$5,943 + \$0.27 for each \$1,000 (or part of \$1,000) over \$10,000,000	Exempt	\$5,943+ \$0.27 for each \$1,000 (or part of \$1,000) over \$10,000,000	per application	
<b>Advertising &amp; Neighbour Notification as required under Determinations and Decisions Subject to Review - Section 8.2 of the EP&amp;A Act</b>									
- Applications less than \$100,000	SUB	286.00	Exempt	286.00	299.00	Exempt	299.00	per application	
- Applications \$100,000 to \$499,999	SUB	496.00	Exempt	496.00	519.00	Exempt	519.00	per application	
- Applications \$500,000 or above	SUB	725.00	Exempt	725.00	758.00	Exempt	758.00	per application	
PLUS: 1. File Retrieval	COST	90.00	Exempt	90.00	94.00	Exempt	94.00	per application	
<b>Request for Review of Decision to Reject a Development Application under Section 8.2 of the EP&amp;A Act</b>									
up to \$100,000	ST	69.00	Exempt	69.00	69.00	Exempt	69.00	per application	
\$100,001 - \$1,000,000	ST	188.00	Exempt	188.00	188.00	Exempt	188.00	per application	
more than \$1,000,001	ST	313.00	Exempt	313.00	313.00	Exempt	313.00	per application	
Request for review of modification applications under s8.2	ST	50% of the original fee	Exempt	50% of the original fee	50% of the original fee	Exempt	50% of the original fee	per application	
<b>Additional fee where the application under s8.2 required notification or advertising</b>									
- Applications less than \$100,000	SUB	286.00	Exempt	286.00	299.00	Exempt	299.00	per application	
- Applications \$100,000 to \$499,999	SUB	496.00	Exempt	496.00	519.00	Exempt	519.00	per application	
- Applications \$500,000 or \$749,999	SUB	656.00	Exempt	656.00	686.00	Exempt	686.00	per application	
- Applications \$750,000 or above	SUB	1,029.00	Exempt	1,029.00	1,076.00	Exempt	1,076.00	per application	
- Applications requiring extensive notification	SUB	1,155.00	Exempt	1,155.00	1,207.00	Exempt	1,207.00	per application	
DA Modification - Section 4.55 of EP&A Act									

# FEES & CHARGES 2024/25

Fee / Charge	Pricing Policy Ref.	2023/24 Fee / Charge excl. GST	2023/24 GST	2023/24 Fee / Charge incl. GST	2024/25 Fee / Charge excl. GST	2024/25 GST	2024/25 Fee / Charge incl. GST	Fee Unit Rate	Supplementary Information
Section 4.55(1) General Modification is minimal environmental impact	ST	89.00	Exempt	89.00	89.00	Exempt	89.00	per application	
Section 4.55 (2) or Section 4.56 (1) General Modifications: if the modifications are not of minimal environmental impact									
If the original DA fee was less than \$100	ST	50% of original DA fee	Exempt	50% of original DA fee	50% of original DA fee	Exempt	50% of original DA fee	per application	
If original DA fee was \$100 or more, Where the original DA did not involve the erection of a building the carrying out of a work or the demolition of a work or building	ST	50% of original DA fee	Exempt	50% of original DA fee	50% of original DA fee	Exempt	50% of original DA fee	per application	
Where the original DA involves the erection of a dwelling house costing \$100,000 or less	ST	238.00	Exempt	238.00	238.00	Exempt	238.00	per application	
Modification applications in respect to any other development,									
Up to \$5,000	ST	69.00	Exempt	69.00	69.00	Exempt	69.00	per application	
\$5,001 - \$250,000	ST	\$106 + \$1.50 for each \$1,000 (or part of \$1,000) of the estimated cost	Exempt	\$106 + \$1.50 for each \$1,000 (or part of \$1,000) of the estimated cost	\$106 + \$1.50 for each \$1,000 (or part of \$1,000) of the estimated cost	Exempt	\$106 + \$1.50 for each \$1,000 (or part of \$1,000) of the estimated cost	per application	
\$250,001 - \$500,000	ST	\$628 + \$0.85 for each \$1,000 (or part of \$1,000) over \$250,000	Exempt	\$628 + \$0.85 for each \$1,000 (or part of \$1,000) over \$250,000	\$628 + \$0.85 for each \$1,000 (or part of \$1,000) over \$250,000	Exempt	\$628 + \$0.85 for each \$1,000 (or part of \$1,000) over \$250,000	per application	
\$500,001 - \$1,000,000	ST	\$894+ \$0.50 for each \$1,000 (or part of \$1,000) over \$500,000	Exempt	\$894+ \$0.50 for each \$1,000 (or part of \$1,000) over \$500,000	\$894 + \$0.50 for each \$1,000 (or part of \$1,000) over \$500,000	Exempt	\$894 + \$0.50 for each \$1,000 (or part of \$1,000) over \$500,000	per application	
\$1,000,001 - \$10,000,000	ST	\$1,238 + \$0.40 for each \$1,000 (or part of \$1,000) over \$1,000,000	Exempt	\$1,238 + \$0.40 for each \$1,000 (or part of \$1,000) over \$1,000,000	\$1,238 + \$0.40 for each \$1,000 (or part of \$1,000) over \$1,000,000	Exempt	\$1,238 + \$0.40 for each \$1,000 (or part of \$1,000) over \$1,000,000	per application	
More than \$10,000,000	ST	\$5,943+ \$0.27 for each \$1,000	Exempt	\$5,943+ \$0.27 for each \$1,000	\$5,943 + \$0.27 for each \$1,000	Exempt	\$5,943 + \$0.27 for each \$1,000	per application	



# FEES & CHARGES 2024/25

Fee / Charge	Pricing Policy Ref.	2023/24 Fee / Charge excl. GST	2023/24 GST	2023/24 Fee / Charge incl. GST	2024/25 Fee / Charge excl. GST	2024/25 GST	2024/25 Fee / Charge incl. GST	Fee Unit Rate	Supplementary Information
		(or part of \$1,000) over \$10,000,000		(or part of \$1,000) over \$10,000,000	(or part of \$1,000) over \$10,000,000		(or part of \$1,000) over \$10,000,000		
<b>Additional fee where Section 4.55 application requires advertising and neighbour notification</b>									
- Applications less than \$100,000	SUB	286.00	Exempt	286.00	299.00	Exempt	299.00	per application	
- Applications \$100,000 to \$499,999	SUB	496.00	Exempt	496.00	519.00	Exempt	519.00	per application	
- Applications \$500,000 or above	SUB	725.00	Exempt	725.00	758.00	Exempt	758.00	per application	
PLUS: 1. File Retrieval	COST	90.00	Exempt	90.00	94.00	Exempt	94.00	per application	
Section 4.55 (1A) - Modifications involving minimal environmental impact (Planning Officer to determine)	ST	\$809 or 50% of the original DA fee whichever is the LESSER	Exempt	\$809 or 50% of the original DA fee whichever is the LESSER	\$809 or 50% of the original DA fee whichever is the LESSER	Exempt	\$809 or 50% of the original DA fee whichever is the LESSER	per application	
PLUS: 1. Advertising & Neighbour notification	SUB	286.00	Exempt	286.00	299.00	Exempt	299.00	per application	
PLUS: 2. File Retrieval	COST	90.00	Exempt	90.00	94.00	Exempt	94.00	per application	
Formal Pre-Lodgement of DA Advice Service									
Alterations & additions up to 50% envelope change, or development proposals not requiring works such as change of use	SUB	572.73	57.27	630.00	599.09	59.91	659.00	per meeting	
New dwellings	SUB	1,142.73	114.27	1,257.00	1,194.55	119.45	1,314.00	per meeting	
New Residential Flat Buildings and commercial development	SUB	2,510.90	251.09	2,762.00	2,624.55	262.45	2,887.00	per meeting	
External Access Consultants Fee	COST	Quoted Consultant Fee	Exempt	Quoted Consultant Fee	Quoted Consultant Fee	Exempt	Quoted Consultant Fee	per replacement application	Applicants that submit a claim under the Access DCP for exceptional circumstances.
DA History/Property Enquiry (requires a written response)	COST	195.00	Exempt	195.00	204.00	Exempt	204.00	per hour or part hour	A Minimum fee of \$204 is payable up front. The total fee is calculated on the hourly rate and is payable before the release of any documents the property history report.
Plan Perusal									

# FEES & CHARGES 2024/25

Fee / Charge	Pricing Policy Ref.	2023/24 Fee / Charge excl. GST	2023/24 GST	2023/24 Fee / Charge incl. GST	2024/25 Fee / Charge excl. GST	2024/25 GST	2024/25 Fee / Charge incl. GST	Fee Unit Rate	Supplementary Information
Application	COST	32.00	Exempt	32.00	33.00	Exempt	33.00	per plan	
File Retrieval per application	COST	90.00	Exempt	90.00	94.00	Exempt	94.00	per replacement application	
Electronic File Management Fee – Field File (DA, s4.55, s4.56 and s8.2 application)									Fee per application for the electronic file management of Applications and accompanying information based on the cost of works
\$0 – \$150,000	COST	95.00	Exempt	95.00	99.00	Exempt	99.00	per application	
\$150,001 – \$300,000	COST	117.00	Exempt	117.00	122.00	Exempt	122.00	per application	
\$300,001 – \$500,000	COST	177.00	Exempt	177.00	185.00	Exempt	185.00	per application	
\$500,001 – \$1,000,000	COST	353.00	Exempt	353.00	369.00	Exempt	369.00	per application	
\$1,000,001 or more	COST	711.00	Exempt	711.00	743.00	Exempt	743.00	per application	
<b>DINGHY STORAGE</b>									
Resident/Ratepayer one year hire	FCR	300.00	30.00	330.00	313.64	31.36	345.00	One Year	Hire of dinghy storage facility or designated storage area.
Non Resident/Ratepayer one year hire	FCR	493.64	49.36	543.00	516.36	51.64	568.00	One Year	
<b>DOCUMENTS PLANS &amp; MAPS</b>									
<b>Local Environmental Plans (LEPs)</b>									
<b>Woollahra Local Environmental Plan 2014</b>									
Written instrument	COST	32.00	Exempt	32.00	35.00	Exempt	35.00	per plan	
<b>Development Control Plans</b>									
Woollahra DCP 2015	COST	261.00	Exempt	261.00	273.00	Exempt	273.00	per plan	
<b>Urban Design Study/Public Domain Improvement Program</b>									
Double Bay Planning & Urban Design Strategy	COST	157.00	Exempt	157.00	165.00	Exempt	165.00	per copy	
Edgecliff Commercial Centre Planning & Urban Design Strategy	COST	157.00	Exempt	157.00	165.00	Exempt	165.00	per copy	
<b>Strategic Planning Documents</b>									
Woollahra Local Strategic Planning Statement 2020	COST	52.00	Exempt	52.00	55.00	Exempt	55.00	per copy	
Woollahra Local Housing Strategy 2021	COST	52.00	Exempt	52.00	55.00	Exempt	55.00	per copy	
Heritage Documents									

# FEES & CHARGES 2024/25

Fee / Charge	Pricing Policy Ref.	2023/24 Fee / Charge excl. GST	2023/24 GST	2023/24 Fee / Charge incl. GST	2024/25 Fee / Charge excl. GST	2024/25 GST	2024/25 Fee / Charge incl. GST	Fee Unit Rate	Supplementary Information
Aboriginal heritage Study	COST	105.00	Exempt	105.00	110.00	Exempt	110.00	per copy	
Aerial Photography Map (Colour Print)									
A0	COST	72.50	Exempt	72.50	75.75	Exempt	75.75		
A1	COST	37.90	Exempt	37.90	39.60	Exempt	39.60		
A2	COST	21.30	Exempt	21.30	22.25	Exempt	22.25		
A3	COST	8.35	Exempt	8.35	8.75	Exempt	8.75		
A4	COST	4.25	Exempt	4.25	4.45	Exempt	4.45		
Cadastral Mapbooks									
A3 Cadastral Mapbook	COST	172.70	Exempt	172.70	180.45	Exempt	180.45		Scale approximately 1:2,750.
A3 Cadastral Mapbook single page	COST	4.25	Exempt	4.25	4.45	Exempt	4.45		Scale approximately 1:2,750.
A2 Cadastral Mapbook	COST	550.00	Exempt	550.00	574.50	Exempt	574.50		Scale approximately 1:2,000.
A2 Cadastral Mapbook single page	COST	13.15	Exempt	13.15	13.75	Exempt	13.75		Scale approximately 1:2,000.
Basic Map (Colour Print)									
A0	COST	37.90	Exempt	37.90	39.60	Exempt	39.60		
A1	COST	21.30	Exempt	21.30	22.25	Exempt	22.25		
A2	COST	13.15	Exempt	13.15	13.75	Exempt	13.75		
A3	COST	4.25	Exempt	4.25	4.45	Exempt	4.45		
A4	COST	2.10	Exempt	2.10	2.15	Exempt	2.15		
LEP Maps (Land use, height...etc)									
A0 Whole of LGA Map	COST	37.90	Exempt	37.90	39.60	Exempt	39.60		Cost per map.
A1 Whole of LGA Map	COST	21.30	Exempt	21.30	22.25	Exempt	22.25		Cost per map.
A2 Whole of LGA Map	COST	13.15	Exempt	13.15	13.75	Exempt	13.75		Cost per map.
A3 Grid Mapbook	COST	222.00	Exempt	222.00	232.00	Exempt	232.00		Includes complete published map series (bound & covered).
Customised Maps									
Customised Maps (size A0 A1 A2 A3 & A4)	FCR	181.80	Exempt	181.80	189.95	Exempt	189.95		Per hour additional to printing cost (minimum 1/2 hour charge).

# FEES & CHARGES 2024/25

Fee / Charge	Pricing Policy Ref.	2023/24 Fee / Charge excl. GST	2023/24 GST	2023/24 Fee / Charge incl. GST	2024/25 Fee / Charge excl. GST	2024/25 GST	2024/25 Fee / Charge incl. GST	Fee Unit Rate	Supplementary Information
<b>ENVIRONMENTAL ENFORCEMENT FEES</b>									
*NEW FEE* Environmental Enforcement Fees	ST				803.00	Exempt	803.00	per notice	*NEW FEE* Fee for clean-up, prevention and noise control notices under clause 151 Protection of the Environment Operations (General) Regulation 2022
<b>FILMING AND STILL PHOTOGRAPHY</b>									
Filming on Council property including roads and parks									
No Application Fee - non-refundable Ultra Low Impact	ST	0							No Application Fee (Ultra Low Impact) Consideration based on: No more than 10 crew; No disruption is caused to Council's stakeholder retailers or motorists or other events in the vicinity of the activities; Activities are contained to footways or public open space areas only; Public safety is maintained at all times during the conduct of the activities; Vehicles associated with the conduct of the activities are legally parked at all times and not driven onto footways parks or plaza areas. Supporting documentation required.

# FEES & CHARGES 2024/25

Fee / Charge	Pricing Policy Ref.	2023/24 Fee / Charge excl. GST	2023/24 GST	2023/24 Fee / Charge incl. GST	2024/25 Fee / Charge excl. GST	2024/25 GST	2024/25 Fee / Charge incl. GST	Fee Unit Rate	Supplementary Information
Application Fee - non-refundable Low Impact	ST	150.00	Exempt	150.00	150.00	Exempt	150.00	per application	Application Fee non refundable (Low Impact) Consideration based on: 11 to 25 crew, No more than 4 trucks / vans; No construction; Minimal equipment / lighting; Small or no unit base required, 1 to 2 locations. Supporting documentation required.
Application Fee - non-refundable Medium Impact	ST	300.00	Exempt	300.00	300.00	Exempt	300.00	per application	Application Fee non refundable (Medium Impact). Consideration based on: 26 to 50 crew; No more than 10 trucks / vans; Some construction; Equipment used e.g. dolly cranes jibs etc; Unit base required, No more than 4 locations. Supporting documentation required.
Application Fee - non-refundable High Impact	ST	500.00	Exempt	500.00	500.00	Exempt	500.00	per application	Application Fee non refundable (High Impact). Consideration based on: > 50 crew; > 10 trucks / vans; Significant construction; Extensive Equipment; Large unit base required; > 4 locations. Supporting documentation required.
Parking Plans and / or Unit Base	ST	150.00	Exempt	150.00	150.00	Exempt	150.00	per application	All filming on private property must comply with SEPP4. Council



# FEES & CHARGES 2024/25

Fee / Charge	Pricing Policy Ref.	2023/24 Fee / Charge excl. GST	2023/24 GST	2023/24 Fee / Charge incl. GST	2024/25 Fee / Charge excl. GST	2024/25 GST	2024/25 Fee / Charge incl. GST	Fee Unit Rate	Supplementary Information
									is required to approve parking plans and / or unit base for any production filming on private property or areas not controlled by Council.
Unit Base/ Catering in a public park	FCR	115.91	11.59	127.50	120.91	12.09	133.00	per hour	Greater than 20 crew and cast members.
Site inspection	COST	160.00	Exempt	160.00	160.00	Exempt	160.00	per application	
Ultra/Low impact Late Fee (less than 3 days)	COST	107.00	Exempt	107.00	107.00	Exempt	107.00		If within 3 days of shoot
Med/High impact Late Fee (less than 7 days)	COST	282.00	Exempt	282.00	282.00	Exempt	282.00		If within 7 days of shoot
Traffic Control Assessment - Low (Stop/Go traffic control on local or Council managed road)	ST	100.00	Exempt	100.00	100.00	Exempt	100.00	per plan	Stop/Go traffic control on local or Council managed road. Police consultation and Traffic Management Plan required.
Traffic Control Assessment - Medium (Stop/Go traffic control on multi-lane or state road)	ST	300.00	Exempt	300.00	300.00	Exempt	300.00	per plan	Stop/Go traffic control on multi-lane or state road. Police and RTA consultation and Traffic Management Plan required.
Amendment to application	ST	75% of application fee (non refundable)	Exempt	75% of application fee (non refundable)	75% of application fee (non refundable)	Exempt	75% of application fee (non refundable)		An additional 75% of the application fee will apply if: 1. a major revision arises where significant changes occur in the timing and nature of the filming activity, and 2. where this could seriously disrupt arrangements made by surrounding businesses and resident's in anticipation of the filming activity, or 3. where the approval

# FEES & CHARGES 2024/25

Fee / Charge	Pricing Policy Ref.	2023/24 Fee / Charge excl. GST	2023/24 GST	2023/24 Fee / Charge incl. GST	2024/25 Fee / Charge excl. GST	2024/25 GST	2024/25 Fee / Charge incl. GST	Fee Unit Rate	Supplementary Information
									required the consideration of a number of new matters by Council.
<b>Bond</b>	NA	\$500.00 to \$5,000.00	Exempt	\$500.00 to \$5,000.00	\$500-\$5000	Exempt	\$500-\$5000	per application	Bond (refundable) required as per Council discretion and depending on location nature of plant and equipment and the size of the shoot. Bond for Traffic Management is subject to quotation.
<b>Still Photography</b>									
<b>Still Photography Lodgement Fee (non-refundable)</b>	FCR	198.00	Exempt	198.00	207.00	Exempt	207.00	per application	To be paid prior to assessment of application.
<b>Bond</b>	NA	\$500-\$5000	Exempt	570.00	\$500-\$5000	Exempt	\$500-\$5000	per application	Bond taken depending on location nature of plant & equipment and the size of the shoot.
<b>Late Fee (less than 7 working days notice)</b>	FCR	192.00	Exempt	192.00	192.00	Exempt	192.00	per application	
<b>Late Fee (less than 3 working days notice)</b>	FCR	282.00	Exempt	282.00	282.00	Exempt	282.00	per application	
<b>NSW &amp; Australia Tourist Commission/SBS/ABC</b>	SUB	100% of the lodgement fee and 25% of the scheduled location fee	Exempt	100% of the lodgement fee and 25% of the scheduled location fee	100% of the lodgement fee and 25% of the scheduled location fee	Exempt	100% of the lodgement fee and 25% of the scheduled location fee		Supporting documents required.
<b>Community Service/Announce/Non-profit/Children's TV/Public Health Issues/Non-profit Documentaries/News/Current Affairs</b>	SUB	All fees waived, no lodgement fee	Exempt	All fees waived, no lodgement fee	All fees waived, no lodgement fee	Exempt	All fees waived, no lodgement fee		Supporting documents required.
<b>Cable TV News and documentaries only</b>	SUB	100% of the lodgement fee and 25% of the scheduled location fee	Exempt	100% of the lodgement fee and 25% of the scheduled location fee	100% of the lodgement fee and 25% of the scheduled location fee	Exempt	100% of the lodgement fee and 25% of the scheduled location fee		Supporting documents required.
<b>Students</b>									Supporting documents required. Maximum

# FEES & CHARGES 2024/25

Fee / Charge	Pricing Policy Ref.	2023/24 Fee / Charge excl. GST	2023/24 GST	2023/24 Fee / Charge incl. GST	2024/25 Fee / Charge excl. GST	2024/25 GST	2024/25 Fee / Charge incl. GST	Fee Unit Rate	Supplementary Information
									30 students on location at any one time.
Student Lodgement fee (under 4 hrs)	SUB	Waive fee	Exempt	Waive fee	Waive fee	Exempt	Waive fee		
Student Lodgement fee (over 4 hrs)	SUB	Waive fee	Exempt	Waive fee	Waive fee	Exempt	Waive fee		
<b>Location Fees</b>									
Location Fee Low (1-3ppl) p/h	FCR					Exempt		per hour	
Location Fee Medium (4-10 ppl) p/h	FCR	192.00	Exempt	192.00	201.00	Exempt	201.00	per hour	
Location Fee High (11+ ppl) p/h	FCR	241.00	Exempt	241.00	252.00	Exempt	252.00	per hour	
<b>FIRE SAFETY</b>									
Annual Fire Safety Certificates Lodgement	FCR	107.00	Exempt	107.00	111.85	Exempt	111.85	per lodgement	This fee applies to each Annual Fire Safety Statement Lodged to cover Council's administrative costs.
<b>FITNESS TRAINING</b>									
Commercial Fitness Training	FCR	532.73	53.27	586.00	557.27	55.73	613.00	per year per site	Commercial Fitness Training
<b>FOOD &amp; HEALTH PREMISES</b>									
Annual Administration Charge per premises	FCR	146.00	Exempt	146.00	DELETE FEE REPLACED BELOW		DELETE FEE REPLACED BELOW		*DELETE FEE*Annual Administration Charge levied under Clause 15 of the Food Regulation 2015. Charge is for maintenance of required register and routine reporting of Council's activities to the NSW Food Authority. Fee does not apply to a food business that operates for the sole purpose of raising funds for a community or charitable cause.
*NEW FEE* Annual Administration Charge per premises									*NEW FEE*Annual Administration Charge

# FEES & CHARGES 2024/25

Fee / Charge	Pricing Policy Ref.	2023/24 Fee / Charge excl. GST	2023/24 GST	2023/24 Fee / Charge incl. GST	2024/25 Fee / Charge excl. GST	2024/25 GST	2024/25 Fee / Charge incl. GST	Fee Unit Rate	Supplementary Information
									levied under Clause 15 of the Food Regulation 2015. Charge is for maintenance of required register and routine reporting of Council's activities to the NSW Food Authority. Fee does not apply to a food business that operates for the sole purpose of raising funds for a community or charitable cause.
<b>*NEW FEE* Up to and including 5</b>	ST				390.00	Exempt	390.00		NEW FEE
<b>*NEW FEE* More than 5 but not more than 50</b>	ST				800.00	Exempt	800.00		NEW FEE
<b>*NEW FEE* More than 50</b>	ST				3,500.00	Exempt	3,500.00		NEW FEE
<b>Food Premises Inspection Charge</b>									
<b>*DELETE*Inspections up to 30 Minutes in duration (including travelling)</b>	FCR	104.00	EXEMPT	104.00	DELETE REPLACED BY NEW BELOW		DELETE REPLACED BY NEW BELOW	per inspection up to 30 mins	*DELETE FEE*Inspections up to 30min in duration (including travel time).
<b>*DELETE* Inspections over 30 minutes duration (including travelling)</b>	FCR	199.00	EXEMPT	199.00	DELETE REPLACED BY NEW BELOW		DELETE REPLACED BY NEW BELOW	per hour or part hour over 30 mins	*DELETE FEE*Inspections over 30min in duration (including travel time).
<b>*NEW FEE* Inspections (excluding travel time)</b>	ST				284.00	Exempt	284.00	per inspection per hour with a minimum charge of 30 mins	*NEW FEE* Fee set under clause 14 of the Food Regulation 2015
<b>*NEW FEE* Improvement Notice Fee</b>	ST				330.00	Exempt	330.00	per notice	*NEW FEE* Fee set under clause 11 of the Food Regulation 2015
<b>Health Premises Inspection Charge</b>									
									Including but not limited to hairdressers, barbers, beauty salon, skin penetration or other premises

# FEES & CHARGES 2024/25

Fee / Charge	Pricing Policy Ref.	2023/24 Fee / Charge excl. GST	2023/24 GST	2023/24 Fee / Charge incl. GST	2024/25 Fee / Charge excl. GST	2024/25 GST	2024/25 Fee / Charge incl. GST	Fee Unit Rate	Supplementary Information
									regulated by legislation.
Inspections up to 30 minutes in duration (including travelling)	FCR	104.00	Exempt	104.00	108.70	Exempt	108.70	per inspection up to 30 mins	Inspections up to 30min in duration (including travel time).
Inspections over 30 minutes duration (including travelling)	FCR	199.00	Exempt	199.00	208.00	Exempt	208.00	per hour or part hour over 30 mins	Inspections over 30min in duration (including travel time).
<b>*NEW FEE*</b> Improvement Notice or Prohibition Order	ST				255.00	Exempt	255.00		<b>*NEW FEE*</b> Fee set by Public Health Regulation 2022 – Schedule 5
<b>*NEW FEE*</b> Reinspection following Improvement Notice or Prohibition Order (per hour)	ST				255.00	Exempt	255.00		<b>*NEW FEE*</b> Fee set by Public Health Regulation 2022 – Schedule 5
<b>*NEW FEE*</b> Notification of carrying out of skin penetration procedure	ST				105.00	Exempt	105.00		<b>*NEW FEE*</b> Fee set by Public Health Regulation 2022 – Schedule 5
<b>GRAFFITI REMOVAL</b>									
Request for Council to remove graffiti from private property	COST	38.18	3.82	42.00	40.00	4.00	44.00	per square metre	Graffiti removed free of charge if accessible from a public place. At Council's discretion a quote may be provided for removal of graffiti inside private property where graffiti is not accessible from a public place.
<b>HOARDING FEES</b>									



# FEES & CHARGES 2024/25

Fee / Charge	Pricing Policy Ref.	2023/24 Fee / Charge excl. GST	2023/24 GST	2023/24 Fee / Charge incl. GST	2024/25 Fee / Charge excl. GST	2024/25 GST	2024/25 Fee / Charge incl. GST	Fee Unit Rate	Supplementary Information
Hoardings other structures or works application fee section 138 Road Act 1993 - (erect a structure or carry out a work in on or over a public road)	FCR	403.00	Exempt	403.00	420.00	Exempt	420.00	per application per hour or part hour for assessment\	
Hoarding Rent - section 223 Roads Act 1993	FCR	21.00	Exempt	21.00	21.95	Exempt	21.95	per square metre/week	
<b>HOUSE RENUMBERING</b>									
House Renumbering Application Fee	FCR	898.70	Exempt	898.70	939.00	Exempt	939.00		Applications to change the street number of a house. Council will if it favourably considers the application issue Order 8 under section 124 of the Local Government Act 1993. The fee covers the administrative costs involved in assessing the application.
	FCR	898.70	Exempt	898.70	939.00	Exempt	939.00		Covers the administrative costs involved in effecting the re-numbering changes including the process of notifying the relevant public authorities (such as Water Board, Energy Australia, Post Office, Land Titles).
<b>IMPOUNDING</b>									

# FEES & CHARGES 2024/25

Fee / Charge	Pricing Policy Ref.	2023/24 Fee / Charge excl. GST	2023/24 GST	2023/24 Fee / Charge incl. GST	2024/25 Fee / Charge excl. GST	2024/25 GST	2024/25 Fee / Charge incl. GST	Fee Unit Rate	Supplementary Information
Impounding									Sale of impounded items at public auction
Articles Miscellaneous - Small	FCR	90.00	Exempt	90.00	94.00	Exempt	94.00	per item	
Articles Miscellaneous - Large	FCR	335.00	Exempt	335.00	350.00	Exempt	350.00	per item	
Shopping Trolley	FCR	90.00	Exempt	90.00	94.00	Exempt	94.00	per item	
Signs	FCR	90.00	Exempt	90.00	94.00	Exempt	94.00	per item	
Vehicles & Waste Storage Containers	FCR	335.00	Exempt	335.00	350.00	Exempt	350.00	per item	
Pound Storage									
Large Article	FCR	55.00	Exempt	55.00	58.00	Exempt	58.00	per day or part day	
Small Article	FCR	25.00	Exempt	25.00	26.00	Exempt	26.00	per day or part day	
Shopping Trolley	FCR	25.00	Exempt	25.00	26.00	Exempt	26.00	per day or part day	
Sign	FCR	25.00	Exempt	25.00	26.00	Exempt	26.00	per day or part day	
Vehicles & Waste Storage Containers	COST	Cost	10.0%	Cost plus 10.0% GST	Cost	10.0%	Cost plus 10.0% GST		Charges imposed directly from Pickles Auction - Direct Cost Recovery via the sale of abandoned articles via public auction.
Penalty infringement notice for shared devices (e.g. ebikes and bikes)	ST	500.00	Exempt	500.00	500.00	Exempt	500.00		
<b>INSPECTION FEES</b>									
Building Inspections (Pre July 1998 DA & BA and additional inspections under PCA Agreement)	SUB	195.45	19.55	215.00	204.27	20.43	224.70	per inspection	This fee applies to each inspection required by pre-1/7/98

# FEES & CHARGES 2024/25

Fee / Charge	Pricing Policy Ref.	2023/24 Fee / Charge excl. GST	2023/24 GST	2023/24 Fee / Charge incl. GST	2024/25 Fee / Charge excl. GST	2024/25 GST	2024/25 Fee / Charge incl. GST	Fee Unit Rate	Supplementary Information
									BA conditions or additional inspections under PCA Agreement.
Inspection & Miscellaneous Service Fee - Inspections investigations assessment and reporting by Environmental Health Officers Fire Safety Officers Building Surveyors Compliance Officers Rangers Parking Officers under any Act that Council may time to time enforce. Includes inspection of food shops health premises and cooling towers	FCR	195.45	19.55	215.00	204.27	20.43	224.70	per hour or part hour	A Minimum fee of \$224.70 is payable up front. The total fee is calculated on the hourly rate and is payable before the release of any documents. Inspections may include but are not limited to building fire safety places of shared accommodation, public car parks, food premises, hairdressers, beauty salons, mortuaries, skin penetration premises, public swimming pools, systems subject to legionella regulations.
Boarding House inspection fees pursuant to the Boarding Houses Act 2012	FCR	195.45	19.55	215.00	204.27	20.43	224.70	per hour or part hour	A minimum fee of \$224.70 per hour, or part thereof, is to be paid to undertake statutory boarding house inspections.
<b>LAND AND PROPERTY</b>									
Leases Licenses Encroachments and other Property transactions	COST	The fees are based on the	10.0%	The fees are based on the	The fees are based on the	10.0%	The fees are based on the		The fees below are based on the

# FEES & CHARGES 2024/25

Fee / Charge	Pricing Policy Ref.	2023/24 Fee / Charge excl. GST	2023/24 GST	2023/24 Fee / Charge incl. GST	2024/25 Fee / Charge excl. GST	2024/25 GST	2024/25 Fee / Charge incl. GST	Fee Unit Rate	Supplementary Information
		estimated average processing time for each transaction / application and is payable before the release of any legal agreement. All legal and valuation costs pertaining to the transaction / application are payable by the applicant. Protracted negotiations over 5 hours will have an additional charge of \$79 per hour.		estimated average processing time for each transaction / application and is payable before the release of any legal agreement. All legal and valuation costs pertaining to the transaction / application are payable by the applicant. Protracted negotiations over 5 hours will have an additional charge of \$79 per hour. plus 10.0% GST	estimated average processing time for each transaction / application and is payable before the release of any legal agreement. All legal and valuation costs pertaining to the transaction / application are payable by the applicant. Protracted negotiations over 5 hours will have an additional charge of \$83 per hour.		estimated average processing time for each transaction / application and is payable before the release of any legal agreement. All legal and valuation costs pertaining to the transaction / application are payable by the applicant. Protracted negotiations over 5 hours will have an additional charge of \$83 per hour. plus 10.0% GST		estimated average processing time for each transaction / application and is payable before the release of any legal agreement. All legal and valuation costs pertaining to the transaction / application are payable by the applicant. Protracted negotiations over 5 hours will have an additional charge of \$83 per hour.
<b>Rent for Leases &amp; Licences</b>	COST	rent based upon market rate			rent based upon market rate	10.0%	rent based upon market rate plus 10.0% GST	per square metre	Rents are determined by valuation.
<b>Minor legal transactions/transfers</b>	FCR	285.00	28.50	313.50	298.18	29.82	328.00	per application	This fee is to cover costs for minor legal and/or property transactions that require staff to provide letters or property related research on behalf of private parties. A fee of \$328 is payable up front.
<b>Application to formalise an existing encroachment on Council land (by</b>	FCR	570.00	57.00	627.00	595.45	59.55	655.00	per application	All legal and valuation costs pertaining to the transaction /

# FEES & CHARGES 2024/25

Fee / Charge	Pricing Policy Ref.	2023/24 Fee / Charge excl. GST	2023/24 GST	2023/24 Fee / Charge incl. GST	2024/25 Fee / Charge excl. GST	2024/25 GST	2024/25 Fee / Charge incl. GST	Fee Unit Rate	Supplementary Information
creation of Easement or Positive Covenant or Lease etc)									application are payable by the applicant. Protracted negotiations over 5 hours will have an additional charge of \$83 per hour plus 10% GST
<b>LEGAL SERVICES</b>									
<b>*NEW FEE*</b> In-house lawyers (per hour)	FCR				386.36	38.64	425.00	per hour	*NEW FEE* Full cost recovery for legal services performed in house
<b>*NEW FEE*</b> In-house experts – preparation of evidence and attendance at Court	FCR				227.27	22.73	250.00	per hour	*NEW FEE* Full cost recovery for in house expert Court witness
<b>*NEW FEE*</b> Document processing fee – Legal Services (per hour)	FCR				54.55	5.45	60.00	per hour	*NEW FEE* Full cost recovery for producing Court documents in house
<b>LIBRARY SERVICES</b>									
Non-Commercial Local History Research	COST	50.00	Exempt	50.00	53.00	Exempt	53.00	per hour	For non-commercial research enquiries, \$53 per hour or part thereof. First half hour is free.
Commercial Local History Research	COST	100.00	Exempt	100.00	105.00	Exempt	105.00	per hour	For commercial research enquiries, \$105 per hour or part thereof.
Local History Research File Retrieval	SUB	24.09	2.41	26.50	25.45	2.55	28.00	per file	Charge associated with retrieving a file from storage.
Digital Image File	COST	47.00	Exempt	47.00	50.00	Exempt	50.00	per image	\$50 flat fee which includes staff costs and cost of reproduction.
Local History Events and Activities	COST	68.18	6.82	75.00	68.18	6.82	75.00	Range \$0 - \$75	Fee will vary. Up to a maximum of \$75.00 per event or activity.

# FEES & CHARGES 2024/25

Fee / Charge	Pricing Policy Ref.	2023/24 Fee / Charge excl. GST	2023/24 GST	2023/24 Fee / Charge incl. GST	2024/25 Fee / Charge excl. GST	2024/25 GST	2024/25 Fee / Charge incl. GST	Fee Unit Rate	Supplementary Information
Photocopying Fees			10.0%	plus 10.0% GST		10.0%	plus 10.0% GST		There are four copiers at Woollahra Library at DB. Paddington and Watsons Bay Libraries have one copier each.
A3	COST	0.55	0.05	0.60	0.55	0.05	0.60	per copy	
A4	COST	0.27	0.03	0.30	0.27	0.03	0.30	per copy	
A3 Colour	COST	2.73	0.27	3.00	2.73	0.27	3.00	per copy	
A4 Colour	COST	1.82	0.18	2.00	1.82	0.18	2.00	per copy	
Scanning	COST	0.18	0.02	0.20	0.18	0.02	0.20	per scan	
Guest Ticket	COST	0.91	0.09	1.00	0.91	0.09	1.00	per ticket	computer access for non members
Replacement Borrower's Card	COST	5.50	Exempt	5.50	6.00	Exempt	6.00	per card	
USB Stick	COST	11.82	1.18	13.00	11.82	1.18	13.00	per item	
Library Bag	COST	5.45	0.55	6.00	5.91	0.59	6.50	per item	
3D Printer									
3D Printer Fee	FCR	\$10.50 usage fee per item plus 0.30c per gram	0.95	10.50	\$10.50 usage fee per item plus \$0.30 per gram	0.95	10.50	\$10.50 usage fee per item plus 0.33c per gram inc GST	\$10.50 usage fee Plus the weight of the item at a cost of 0.33c per gram inc GST
Reservation Fees									
- Pensioner/Seniors Card/Child	COST	1.75	Exempt	1.75	1.80	Exempt	1.80	per item	
- Adult	COST	3.30	Exempt	3.30	3.50	Exempt	3.50	per item	
Fines									
Overdue Books	COST	0.35	Exempt	0.35	0.35	Exempt	0.35	per item per day	Maximum overdue fee \$15 per item
Overdue Fast Read service books	COST	1.00	Exempt	1.00	1.00	Exempt	1.00	per item per day	Maximum overdue fee \$25 per item
Lost Items (or damaged beyond repair)									
- Minimum charges:									
Adult Non-Fiction Books	COST	16.00	Exempt	16.00	16.00	Exempt	16.00	per item plus replacement	Replacement cost of item plus \$16 processing fee.
Adult Fiction Books	COST	16.00	Exempt	16.00	16.00	Exempt	16.00	per item plus replacement cost	Replacement cost of item plus \$16 processing fee.
Junior Books	COST	16.00	Exempt	16.00	16.00	Exempt	16.00	per item plus replacement	Replacement cost of item plus \$16 processing fee.



# FEES & CHARGES 2024/25

Fee / Charge	Pricing Policy Ref.	2023/24 Fee / Charge excl. GST	2023/24 GST	2023/24 Fee / Charge incl. GST	2024/25 Fee / Charge excl. GST	2024/25 GST	2024/25 Fee / Charge incl. GST	Fee Unit Rate	Supplementary Information
DVDs	COST	16.00	Exempt	16.00	16.00	Exempt	16.00	per item plus replacement	Replacement cost of item plus \$16 processing fee.
Magazines	COST	16.00	Exempt	16.00	5.00	Exempt	5.00	per item plus replacement	Replacement cost of item plus \$16 processing fee.
Children and Young Adult Activities	COST	63.64	6.36	70.00	63.64	6.36	70.00	maximum \$70 per activity	Fee will vary. Up to a maximum of \$70 per activity.
Adult Activities	COST	63.64	6.36	70.00	63.64	6.36	70.00	maximum \$70 per activity	Fee will vary. Up to a maximum of \$70 per activity.
Digital Literary Award Competition Entry Fee	COST	20.91	2.09	23.00	22.73	2.27	25.00	per entry	Competition entry fee only.
<b>*DELETE* Writers &amp; Readers *DELETE FEE*</b>									
Writers & Readers Entry Fee rolled into Adult Activities fee	COST								<b>*DELETE FEE*</b> Fee will vary. Up to a maximum of \$70.00 per activity.
Inter-Library Loan (outside Public Library Network)	COST	27.73	2.77	30.50	27.73	2.77	30.50	per item	This is a set cost recovery charge which has been passed on by the lending library.
Inter-Library Loan - Public Libraries - Adults	COST	3.64	0.36	4.00	4.09	0.41	4.50	per item	
Inter-Library Loan - Public Libraries - Seniors/Pens/Child	COST	1.82	0.18	2.00	2.00	0.20	2.20	per item	
<b>PARKS AND RESERVES</b>									
Park Bookings									
Inspection / Event Supervision Fee	FCR	218.18	21.82	240.00	228.18	22.82	251.00	per hour	Minimum charge of 1 hour.
Hire Fees - Ceremonies									
Ceremonies (Wedding Naming Christening Wakes etc)									
1-50 people	FCR	276.36	27.64	304.00	289.09	28.91	318.00	first hour	The booking fee does not grant exclusive use of the park. Includes bridal photography.
51-100 people	FCR	455.45	45.55	501.00	476.36	47.64	524.00	first hour	The booking fee does not grant exclusive use

# FEES & CHARGES 2024/25

Fee / Charge	Pricing Policy Ref.	2023/24 Fee / Charge excl. GST	2023/24 GST	2023/24 Fee / Charge incl. GST	2024/25 Fee / Charge excl. GST	2024/25 GST	2024/25 Fee / Charge incl. GST	Fee Unit Rate	Supplementary Information
101 plus people	FCR	532.73	53.27	586.00	557.27	55.73	613.00	first hour	of the park. Includes bridal photography. The booking fee does not grant exclusive use of the park. Guest numbers are limited to 120 at most venues. Includes bridal photography.
Additional hourly fee	FCR	164.55	16.45	181.00	172.73	17.27	190.00	each additional hour	Maximum of 3 hours.
<b>Cancellation Fee</b>									
- 2 weeks notice provided	COST	90.00	9.00	99.00	90.00	9.00	99.00	per use	Hire fees will be refunded less the cancellation fee if the applicant gives Council at least 2 weeks notice.
- Less than 2 weeks notice provided	COST	Full Hire Fee			Full hire fee				No hire fees will be refunded if the applicant gives less than 2 weeks notice.
McKell Park Event Bond		250.00	Exempt	250.00	250.00	Exempt	250.00	per event	
Wet Weather Retention	COST	90.00	9.00	99.00	90.00	9.00	99.00	per use	Applicant must contact Council within 2 weeks after the event date or no refund is given. Council retains the Retention fee and refunds the balance of the Hire Fee.
<b>Hire Fees - Corporate Social Events (corporate picnics BBQ teambuilding)</b>									
1 - 50 people	FCR	100.00	10.00	110.00	104.55	10.45	115.00	per hour	The booking does not grant exclusive use of the park.
51 - 100 people	FCR	135.45	13.55	149.00	141.82	14.18	156.00	per hour	The booking does not grant exclusive use of the park.

# FEES & CHARGES 2024/25

Fee / Charge	Pricing Policy Ref.	2023/24 Fee / Charge excl. GST	2023/24 GST	2023/24 Fee / Charge incl. GST	2024/25 Fee / Charge excl. GST	2024/25 GST	2024/25 Fee / Charge incl. GST	Fee Unit Rate	Supplementary Information
Corporate Event Bond		500.00	Exempt	500.00	500.00	Exempt	500.00		Refundable in full after inspection and any damage paid for.
Hire fees - Corporate Events (promotions events for greater than 100 guests and sit down style functions up to 50)									
Corporate Events Fee (promotions events for greater than 100 guests and sit down style functions up to 50) Fee	FCR	267.27	26.73	294.00	280.00	28.00	308.00	per hour	The booking does not grant exclusive use of the park. A maximum of 50 guests at the sit down style function. Special Event bins must be purchased for this style of event.
Corporate Event Bond		500.00	Exempt	500.00	500.00	Exempt	500.00		Refundable in full after inspection or any damage paid for.
Cancellation Fee									
- 2 weeks notice provided	COST	90.00	9.00	99.00	90.00	9.00	99.00	per use	Hire fees will be refunded less the cancellation fee if the applicant gives Council at least 2 weeks notice.
- Less than 2 weeks notice provided	COST	Full Hire Fee			Full hire fee				No hire fees will be refunded if the applicant gives less than 2 weeks notice.
Wet Weather Retention	COST	90.00	9.00	99.00	90.00	9.00	99.00		Applicant must contact Council within 2 weeks after the event date or no refund is given. Council retains the Retention fee and refunds the balance of the Hire Fee.
Hire Fees - Social Events									
Social Events (Picnics Birthdays Reunions Family Gatherings)									The booking fee does not grant exclusive use of the park.

# FEES & CHARGES 2024/25

Fee / Charge	Pricing Policy Ref.	2023/24 Fee / Charge excl. GST	2023/24 GST	2023/24 Fee / Charge incl. GST	2024/25 Fee / Charge excl. GST	2024/25 GST	2024/25 Fee / Charge incl. GST	Fee Unit Rate	Supplementary Information
1 - 20 people	SUB	No charge			No charge				Bookings not required for groups under 20 people
1 - 50 people	SUB	70.91	7.09	78.00	74.55	7.45	82.00	per hour	
51 - 100 people	SUB	97.27	9.73	107.00	101.82	10.18	112.00	per hour	
<b>Cancellation Fee</b>									
101 plus people (Social)	SUB	134.55	13.45	148.00	140.91	14.09	155.00	per use	
- 2 weeks notice provided	COST	50.00	5.00	55.00	50.00	5.00	55.00	per use	Hire fees will be refunded less the cancellation fee if the applicant gives Council at least 2 weeks notice.
- Less than 2 weeks notice provided	COST	Full Hire Fee			Full Hire fee				No hire fees will be refunded if the applicant gives less than 2 weeks notice.
Wet Weather Retention	COST	50.00	5.00	55.00	50.00	5.00	55.00	per use	Applicant must contact Council within 2 weeks after the event date or no refund is given. Council retains the Retention fee and refunds the balance of the Hire Fee.
<b>Hire Fees - Public Events</b>									
Public Events (Community, Charity, Public)									The booking fee does not grant exclusive use of the park.
1 - 50 people	SUB	70.91	7.09	78.00	74.55	7.45	82.00	per hour	
51+ people	SUB	97.27	9.73	107.00	101.82	10.18	112.00	per hour	
Bond (1-50 people)		500.00	Exempt	500.00	500.00	Exempt	500.00	per use	Refundable in full after inspection or any damage paid for.
Bond (51- 100 people)		1,000.00	Exempt	1,000.00	1,000.00	Exempt	1,000.00	per use	Refundable in full after inspection or any damage paid for.
Bond (101+ people)		1,500.00	Exempt	1,500.00	1,500.00	Exempt	1,500.00	per use	Refundable in full after inspection or any damage paid for.
<b>Cancellation Fee</b>									

# FEES & CHARGES 2024/25

Fee / Charge	Pricing Policy Ref.	2023/24 Fee / Charge excl. GST	2023/24 GST	2023/24 Fee / Charge incl. GST	2024/25 Fee / Charge excl. GST	2024/25 GST	2024/25 Fee / Charge incl. GST	Fee Unit Rate	Supplementary Information
- 2 weeks notice provided	COST	50.00	5.00	55.00	50.00	5.00	55.00	per use	Hire fees will be refunded less the cancellation fee if the applicant gives Council at least 2 weeks notice.
- Less than 2 weeks notice provided	COST	Full Hire Fee			Full Hire fee				No hire fees will be refunded if the applicant gives less than 2 weeks notice.
Wet Weather Retention	COST	50.00	5.00	55.00	50.00	5.00	55.00	per use	Applicant must contact Council within 2 weeks after the event date or no refund is given. Council retains the Retention fee and refunds the balance of the Hire Fee.
Amusement Devices (Jumping Castles Rides Blow-up Items Sumo Wrestling) and Kindy Farms									
Amusement Device less than 50m2	FCR	66.00	Exempt	66.00	69.00	Exempt	69.00	per item / amusement	If the footprint of the amusement device is less than 50m2.
Amusement Device greater than 50m2	FCR	128.00	Exempt	128.00	134.00	Exempt	134.00	per item / amusement	If the footprint of the amusement device is greater than 50m2. Potential impacts will be assessed prior to approval - price on application.
Bond	NA	100.00	Exempt	100.00	100.00	Exempt	100.00	per use	Refundable in full after inspection or any damage paid for.
Marquees & Fete Stalls									
Marquee less than 50m2	SUB	Nil	Exempt	Nil	Nil	Exempt	Nil	per use	If the footprint of the marquee is less than 50m2 there is no charge. Park Hire fee additional.
Marquee between 51m2 - 100m2	FCR	64.55	6.45	71.00	68.18	6.82	75.00	per item	If the footprint of the marquee is between

# FEES & CHARGES 2024/25

Fee / Charge	Pricing Policy Ref.	2023/24 Fee / Charge excl. GST	2023/24 GST	2023/24 Fee / Charge incl. GST	2024/25 Fee / Charge excl. GST	2024/25 GST	2024/25 Fee / Charge incl. GST	Fee Unit Rate	Supplementary Information
									51m2 - 100m2 the fee applies. Marquees over 100m2 will not be permitted. Park hire fee additional.
Bond		100.00	Exempt	100.00	100.00	Exempt	100.00	per use	Refundable in full after inspection or any damage paid for.
Sports Fields Bookings									Applications to be made in writing. Seasonal hire - 50% of total amount to be paid prior to the commencement of the season. Balance to be paid in full by mid-season. All Schools within the Council area are not charged for use of fields within school hours.
Cricket (Turf)									
Cricket (Turf) Summer Hire Trumper Oval and Woollahra 2 and 3	FCR	1,240.00	124.00	1,364.00	1,296.36	129.64	1,426.00	per day hire	Available Sunday only.
Seasons Cricket (Turf) - Summer Season only	FCR	649.09	64.91	714.00	679.09	67.91	747.00	per day hire	Minimum 10 bookings per annum to qualify as a seasonal hirer. Applications to be made in writing. Seasonal hire - 50% of total amount to be paid prior to the commencement of the season. Balance to be paid in full within 14 days of commencement of season. All Schools within the Council area are not charged for the use of fields within school hours.



# FEES & CHARGES 2024/25

Fee / Charge	Pricing Policy Ref.	2023/24 Fee / Charge excl. GST	2023/24 GST	2023/24 Fee / Charge incl. GST	2024/25 Fee / Charge excl. GST	2024/25 GST	2024/25 Fee / Charge incl. GST	Fee Unit Rate	Supplementary Information
<b>Cricket (Synthetic)</b>									
Christison Park, Steyne Park, Lough Playing Fields, Rushcutters Bay Park, Cooper Park									
Hire Fee - Standard	FCR	100.00	10.00	110.00	104.55	10.45	115.00	per field per hour	
Hire Fee - Community/ Not for profit	SUB	70.00	7.00	77.00	73.64	7.36	81.00	per field per hour	
<b>Cancellation Fee</b>									
- 2 weeks notice provided	COST	50.00	5.00	55.00	50.00	5.00	55.00	per use	
- Less than 2 weeks notice provided	COST	Full Hire Fee			Full hire fee				No hire fees will be refunded if the applicant gives less than 2 weeks notice.
<b>Wet Weather Retention</b>	COST	50.00	5.00	55.00	50.00	5.00	55.00	per use	Refunds for casual hirers only does not apply to seasonal hirers. Applicant must contact Council within 2 weeks after the event date or no refund is given. Council retains the Retention fee and refunds the balance of the Hire Fee.
<b>Andrew Petrie Oval - Synthetic Sportsfield</b>									
Hire Fee - Standard	FCR	285.45	28.55	314.00	299.09	29.91	329.00	per hour	
Hire Fee - Community/ Not for profit	FCR	142.73	14.27	157.00	150.00	15.00	165.00	per hour	
<b>Cancellation Fee</b>									
- 2 weeks notice provided	COST	50.00	5.00	55.00	50.00	5.00	55.00	per use	
- Less than 2 weeks notice provided	COST	Full Hire Fee			Full hire fee				No hire fees will be refunded if the applicant gives less than 2 weeks notice.
<b>Wet Weather Retention</b>	COST	50.00	5.00	55.00	50.00	5.00	55.00	per use	Refund only applicable in certain circumstances. Refer to hiring agreement for details.

# FEES & CHARGES 2024/25

Fee / Charge	Pricing Policy Ref.	2023/24 Fee / Charge excl. GST	2023/24 GST	2023/24 Fee / Charge incl. GST	2024/25 Fee / Charge excl. GST	2024/25 GST	2024/25 Fee / Charge incl. GST	Fee Unit Rate	Supplementary Information
Hire Fees - All Other Sports e.g. Soccer AFL Rugby League Lacrosse Athletics etc.									
Trumper Park, Woollahra Oval 2, Woollahra Oval 3, Lyne Park, Cooper Park, Lough Playing Fields, Christison Park, Rushcutters Bay Park, Steyne Park									
Hire Fee - Standard	FCR	100.00	10.00	110.00	104.55	10.45	115.00	per field per hour	Minimum 1 hr booking.
Hire Fee - Community/ Not for profit	SUB	70.00	7.00	77.00	73.64	7.36	81.00	per field per hour	Minimum 1 hr booking. Local public primary and local public high schools are Exempt from this fee.
<b>Cancellation Fee</b>									
- 2 weeks notice provided	COST	50.00	5.00	55.00	50.00	5.00	55.00	per use	
- Less than 2 weeks notice provided	COST	Full Hire Fee			Full Hire Fee				No hire fees will be refunded if the applicant gives less than 2 weeks notice.
<b>Wet Weather Retention</b>	COST	50.00	5.00	55.00	50.00	5.00	55.00	per use	Applicant must contact Council within 2 weeks after the event date or no refund is given. Council retains the Retention fee and refunds the balance of the Hire Fee.
<b>Athletics Carnival, Gala Days</b>									
Local Schools	COST	228.18	22.82	251.00	239.09	23.91	263.00	per day	
Schools outside LGA	FCR	396.36	39.64	436.00	414.55	41.45	456.00	per day	
<b>Multi Courts - Christison Park</b>									
Standard Fee	FCR	38.18	3.82	42.00	40.00	4.00	44.00	per court per hour	
Community	SUB	18.18	1.82	20.00	19.09	1.91	21.00	per court per hour	
<b>Cancellation Fee</b>									
No Refunds	COST	Full Hire Fee	10.0%	Full hire fee plus 10.0% GST	Full hire fee	10.0%	Full hire fee plus 10.0% GST	per use	No hire fee will be refunded if the

# FEES & CHARGES 2024/25

Fee / Charge	Pricing Policy Ref.	2023/24 Fee / Charge excl. GST	2023/24 GST	2023/24 Fee / Charge incl. GST	2024/25 Fee / Charge excl. GST	2024/25 GST	2024/25 Fee / Charge incl. GST	Fee Unit Rate	Supplementary Information
									applicant changed their mind
Wet Weather Retention	COST	Full Refund	10.0%	Full refund plus 10.0% GST	Full refund	10.0%	Full refund plus 10.0% GST	per use	Refund only applicable in certain circumstances. Refer to hiring agreement for details.
Lighting or Electricity	FCR	19.09	1.91	21.00	20.00	2.00	22.00	per hour	Charge in addition to hiring fees.
Goal post installation (out of season)	FCR	368.18	36.82	405.00	385.45	38.55	424.00	per field	Cost per installation and removal.
Line marking (out of season)	FCR	412.73	41.27	454.00	431.82	43.18	475.00	per field per hour	Line marking. Does not include the Synthetic Grass Field.
Bond temporary use of portable football goals Andrew Petrie Oval	NA	\$500	Exempt	500.00	500.00	Exempt	500.00		Not required for season hirers*
Line Marking on Andrew Petrie Oval	FCR	\$500-\$2000			\$500-\$2000			POA	Price on Application
<b>Key Access to Council Facilities</b>									
Use of Change Rooms Community/Not for Profit	SUB	34.55	3.45	38.00	36.36	3.64	40.00		Fee per use
Use of Canteen Corporate Rate	FCR	70.00	7.00	77.00	73.64	7.36	81.00	per use	In addition to park hire fees
Use of Canteen Community/NFP	SUB	34.55	3.45	38.00	36.36	3.64	40.00	per use	In addition to park hire
Use of Change Room Corporate Rate	FCR	66.36	6.64	73.00	73.64	7.36	81.00	per use	In addition to Park Hire Fee
Bond - Use of Canteen	NA	\$150-\$300	Exempt	\$150-\$300	\$150-\$300	Exempt	\$150-\$300		
Key Deposit		125.00	Exempt	125.00	125.00	Exempt	125.00	per key	Maximum 4 keys per Club or Organisation per season.
<b>Parking on Reserves</b>									
Parking on Reserves (subject to Council approval)	FCR	3,449.09	344.91	3,794.00	3,604.55	360.45	3,965.00	per use	Maximum 300 cars per day.
Bond - Parking on Reserves (was row 451, now row 458.1)	NA	12,200.00	Exempt	12,200.00	12,200.00	Exempt	12,200.00	per use	Refundable deposit after inspection by Council officer or any damage paid for.
<b>Access through public open space for construction and/or occupation of public open space</b>									
Bond		\$500.00 to \$5,000.00	Exempt	\$500.00 to \$5,000.00	\$500-\$5000	Exempt	\$500-\$5000		Assessed based on the potential impact on the Reserve of the

# FEES & CHARGES 2024/25

Fee / Charge	Pricing Policy Ref.	2023/24 Fee / Charge excl. GST	2023/24 GST	2023/24 Fee / Charge incl. GST	2024/25 Fee / Charge excl. GST	2024/25 GST	2024/25 Fee / Charge incl. GST	Fee Unit Rate	Supplementary Information
									works being undertaken and the period for which access is required.
Application Fee (Access and Occupation)	COST	209.00	Exempt	209.00	219.00	Exempt	219.00	per application	
Vehicles & other machinery (e.g. forklifts bobcats trucks).	COST	116.00	Exempt	116.00	122.00	Exempt	122.00	per half day (up to 4 hours)	Per vehicle in the public open space
Vehicle Access Rate - full day	COST	198.00	Exempt	198.00	207.00	Exempt	207.00	per full day	Per vehicle
Vehicle Access Rate - weekly	COST	565.00	Exempt	565.00	591.00	Exempt	591.00	per week	Per vehicle
Vehicle Access Bond	NA	\$1,000.00 to \$1,500.00	Exempt	\$1,000.00 to \$1,500.00	\$1,000-\$1,500	Exempt	\$1,000-\$1,500	per use	Assessed based on the potential impact on the Reserve of the works being undertaken and the period for which access is required.
Non-vehicular access - half day	COST	94.00	Exempt	94.00	99.00	Exempt	99.00	per half day	
Non-vehicular access - full day	COST	149.00	Exempt	149.00	156.00	Exempt	156.00	per full day	
Non-vehicular access - weekly	COST	457.00	Exempt	457.00	478.00	Exempt	478.00	per week	
Erection of Hoarding / Scaffolding / Construction Compound	COST	21.00	Exempt	21.00	22.00	Exempt	22.00	area occupied (per m2) x fee x weeks	Erection of hoarding / scaffolding / construction compound associated with works on privately owned land. Assessed based on the potential impact on the Reserve of the works being undertaken and the period for which occupation in the Reserve is required.
Gate Opening Service to Parks & Facilities such as Sir David Martin Reserve Marina and hardstand	COST	88.00	Exempt	88.00	92.00	Exempt	92.00	per use	To cover cost of security service opening and closing.
<b>PARKS AND STREET TREES MANAGEMENT</b>									

# FEES & CHARGES 2024/25

Fee / Charge	Pricing Policy Ref.	2023/24 Fee / Charge excl. GST	2023/24 GST	2023/24 Fee / Charge incl. GST	2024/25 Fee / Charge excl. GST	2024/25 GST	2024/25 Fee / Charge incl. GST	Fee Unit Rate	Supplementary Information
Street tree planting fee as part of development condition	FCR	1,875.00	187.50	2,062.50	1,960.00	196.00	2,156.00	per development application	Development condition for street tree planting
<b>PAYMENT CHARGES</b>									
Dishonoured Cheque Administration Fee (inclusive of bank charges)	FCR	47.00	Exempt	47.00	49.15	Exempt	49.15	per cheque	
Returned Direct Debit Administration Fee (inclusive of bank charges)	FCR	47.00	Exempt	47.00	49.15	Exempt	49.15	per transaction	
Credit Card Usage Fee - where the underlying fee or charge is a taxable supply (i.e. includes GST)	COST		10.0%	plus 10.0% GST		10.0% GST	plus 10.0% GST	0.5% of the transaction amount	The fee applies to the use of any credit card for making payment to Council for a fee or charge that attracts GST (a taxable supply). At the time of making payment 0.5% will be added to the amount due.
Credit Card Usage Fee - where the underlying fee or charge is not a taxable supply (i.e. does not include GST)	COST		Exempt			Exempt		0.55% of the transaction amount	The fee applies to the use of any credit card for making payment to Council for a fee or charge that does not attract GST. At the time of making payment 0.55% will be added to the amount due.
Historical Rates request	FCR	37.00	Exempt	37.00	38.70	Exempt	38.70	per transaction	
Request for Information and services - including property, approvals, rates, transaction searches, requiring a written reply	FCR	52.00	Exempt	52.00	54.35	Exempt	54.35	per hour, minimum of one hour	
Urgent request for Information and services - including property, approvals, rates, transaction searches, requiring a written reply	FCR	105.00	Exempt	105.00	109.75	Exempt	109.75	per hour, minimum of one hour	
NEW FEE - Rates Notice Resend	FCR		Exempt		15.00	Exempt	15.00	per transaction	*NEW FEE* The fee applies to requests for

# FEES & CHARGES 2024/25

Fee / Charge	Pricing Policy Ref.	2023/24 Fee / Charge excl. GST	2023/24 GST	2023/24 Fee / Charge incl. GST	2024/25 Fee / Charge excl. GST	2024/25 GST	2024/25 Fee / Charge incl. GST	Fee Unit Rate	Supplementary Information
									reprinting/resending of rate notices
<b>Interest on Overdue Rates &amp; Annual Charges</b>	ST	9% per annum on the overdue amount	Exempt	9% per annum on the overdue amount	10.5% per annum on the overdue amount	Exempt	10.5% per annum on the overdue amount		This is the maximum amount of interest as advised by the Minister for Local Government under Section 566(3) of the Local Government Act 1993. If it is varied after the adoption of the Fees & Charges the new maximum interest rate will be applied.
<b>PCA SERVICE FEES</b>									
<b>Principal Certifying Authority Service Agreement (CV)</b>	FCR	Calculation: LN(CV)xCV^1			Calculation: LN(CV)xCV^1	10.0%	Calculation: LN(CV)xCV^1 plus 10.0% GST	per agreement	CV = Contract Value of work 1 = 0.443 LN = Natural Logarithm.
<b>Minimum Charge</b>	FCR	611.82	61.18	673.00	639.36	63.94	703.30	per agreement	The minimum charge is for works with an estimated value of works up to \$12,000. For works above this amount the fee is calculated on a sliding scale using the above formula.
<b>\$50,000</b>	FCR	1,305.76	130.58	1,436.34	1,364.55	136.45	1,501.00	per agreement	All Classifications of Building.
<b>\$100,000</b>	FCR	1,888.80	188.88	2,077.68	1,973.82	197.82	2,171.20	per agreement	All Classifications of Building.
<b>\$150,000</b>	FCR	2,340.05	234.01	2,574.06	2,445.36	244.55	2,689.90	per agreement	All Classifications of Building.
<b>\$250,000</b>	FCR	3,060.07	306.01	3,366.08	3,197.77	319.78	3,517.55	per agreement	All Classifications of Building.



# FEES & CHARGES 2024/25

Fee / Charge	Pricing Policy Ref.	2023/24 Fee / Charge excl. GST	2023/24 GST	2023/24 Fee / Charge incl. GST	2024/25 Fee / Charge excl. GST	2024/25 GST	2024/25 Fee / Charge incl. GST	Fee Unit Rate	Supplementary Information
\$500,000	FCR	4,391.93	439.19	4,831.12	4,589.59	458.96	5,048.55	per agreement	All Classifications of Building.
\$1,000,000	FCR	6,285.89	628.59	6,914.48	6,568.77	656.88	7,225.65	per agreement	All Classifications of Building.
\$2,000,000	FCR	8,973.96	897.40	9,871.35	9,377.82	937.78	10,315.60	per agreement	All Classifications of Building.
\$5,000,000	FCR	14,317.51	1,431.75	15,749.26	14,961.82	1,496.18	16,458.00	per agreement	All Classifications of Building.
<b>Principal Certifying Authority Service Agreement entered into retrospectively</b>	FCR	30% loading to be applied to the standard PCA fees when Council is retrospectively appointed as the PCA	10.0%	30% loading to be applied to the standard PCA fees when Council is retrospectively appointed as the PCA plus 10.0% GST	30% loading to be applied to the standard PCA fees when Council is retrospectively appointed as the PCA	10.0%	30% loading to be applied to the standard PCA fees when Council is retrospectively appointed as the PCA plus 10.0% GST	per agreement	If Council is appointed as the PCA once work has commenced or at the conclusion of a project a loading is to be applied to cover the additional work that is likely to be required. In these circumstances Council cannot decline appointment.
<b>PLANNING REQUESTS</b>									
<b>Request for planning control changes</b>									
<b>Pre-application consultation service</b>	COST	3,240.00	Exempt	3,240.00	3,400.00	Exempt	3,400.00	per request	Service for attending meeting, assessing information and providing written response. Additional fee \$640.50 for further meetings.
<b>Pre-application consultation service - subsequent meetings</b>	COST	1,100.00	Exempt	1,100.00	1,150.00	Exempt	1,150.00	per meeting	
<b>Minor planning proposal</b>									
<b>Simple or administrative amendments</b>	COST	32,400.00	Exempt	32,400.00	34,000.00	Exempt	34,000.00	per proposal	*Should the Planning Proposal not proceed to public exhibition, 30% of the fee will be refunded.
<b>Major planning proposal</b>									
<b>Zone amendments and/or variations to development standards of less than</b>	COST	69,500.00	Exempt	69,500.00	73,000.00	Exempt	73,000.00	per proposal	*Should the Planning Proposal not proceed

# FEES & CHARGES 2024/25

Fee / Charge	Pricing Policy Ref.	2023/24 Fee / Charge excl. GST	2023/24 GST	2023/24 Fee / Charge incl. GST	2024/25 Fee / Charge excl. GST	2024/25 GST	2024/25 Fee / Charge incl. GST	Fee Unit Rate	Supplementary Information
20% and/or issues involved require a greater consideration including (but not limited to) economic, social, environmental and transport.									to public exhibition, 30% of the fee will be refunded.
Gate open Site specific development control plan:(Major)		22,000.00	Exempt	22,000.00	23,000.00	Exempt	23,000.00	per proposal	*Should the Planning Proposal not proceed to public exhibition, 30% of the fee will be refunded.
Complex planning proposal									
More complex zone amendments and/or variations to development standards of greater than 20%.	COST	107,000.00	Exempt	107,000.00	112,000.00	Exempt	112,000.00	per proposal	*Applies to any unforeseen tasks and functions.
Site specific development control plan:(Complex)		38,000.00	Exempt	38,000.00	40,000.00	Exempt	40,000.00	per proposal	*Should the Planning Proposal not proceed to public exhibition, 30% of the fee will be refunded.
Additional fees and charges									
LEP amendments (major and minor)	COST	324.00	Exempt	324.00	340.00	Exempt	340.00	per hour	*Applies to any unforeseen tasks and functions.
Consultants engaged by Council	COST	At cost plus 10% administration charge	10.0%	At cost plus 10% administration charge plus 10.0% GST	At cost plus 10% administration charge	10.0%	At cost plus 10% administration charge plus 10.0% GST	per hour	Independent advice to Council provided by specialists
<b>PRESCHOOL</b>									
*NEW FEE* Preschool fee – for Start Strong program days	SUB				10.00	Exempt	10.00	per day per child	*NEW FEE* Start Strong fee reduction – maximum 2 days per week
Preschool fee - children aged 4 by 31 July for non Start Strong Program Days	COST	72.00	Exempt	72.00	75.00	Exempt	75.00	per day per child	Preschool fee - children aged 4 for 2024-25 financial year
Preschool fee - children aged 3 by 31 July for non Start Strong Program Days	COST	90.00	Exempt	90.00	94.00	Exempt	94.00	per day per child	Preschool fee - children aged 3 for 2024-25 financial year
Preschool fee - reduced rate for eligible families (up to)	COST	15.00	Exempt	15.00	15.00	Exempt	15.00	per day per child	Preschool fee -reduced rate for eligible

# FEES & CHARGES 2024/25

Fee / Charge	Pricing Policy Ref.	2023/24 Fee / Charge excl. GST	2023/24 GST	2023/24 Fee / Charge incl. GST	2024/25 Fee / Charge excl. GST	2024/25 GST	2024/25 Fee / Charge incl. GST	Fee Unit Rate	Supplementary Information
									families for 2024-25 financial year
Term Fee	COST	43.64	4.36	48.00	45.45	4.55	50.00	per term	Term Fee for 2024-25 Financial Year
Wait List Fee	COST	48.18	4.82	53.00	50.45	5.05	55.50	per child	Fee for 2024-25 Financial Year.
Excursions	COST	24.55	2.45	27.00	25.91	2.59	28.50	per excursion	Fee for 2024-25 Financial Year.
Hats	COST	20.91	2.09	23.00	21.82	2.18	24.00	per hat	Fee for 2023-24 Financial Year.
Bond		300.00	Exempt	300.00	300.00	Exempt	300.00	booking	Fee for 2024-25 Financial Year - refundable for starters at end of attendance with adequate notice/non-refundable for non-starters.
Enrolment Fee (non-refundable) amendment	COST	100.00	10.00	110.00	104.55	10.45	115.00	per child	Fee for 2024-25 Financial Year for new children only
Late Fee - per 15 minutes or part thereof (amendment)	COST	26.50	Exempt	26.50	27.70	Exempt	27.70	Each 15 minutes or part thereof	Fee for 2024-25 Financial Year.
<b>ROADS AND FOOTPATHS</b>									
Deposit Administration Fee	COST	225.00	EXEMPT	225.00	235.00	EXEMPT	235.00	per deposit	
NOTE: for large restorations a further discounted restoration fee may be negotiated with Council's Manager Civil Operations									
<b>Road and Footpath Restoration</b>									
Road Opening Administration Fee for restorations to be carried out by Utility Authorities or their nominated contractors	FCR	141.00	Exempt	141.00	150.00	Exempt	150.00		\$150.00 per restoration up to 10m2 plus \$10.00 per 1m2 thereafter.
Road Opening Permit Administration Fee for restorations to be carried out by Council or its contractors	FCR	398.00	Exempt	398.00	420.00	Exempt	420.00	per permit	Equivalent to 1.5 hours processing time including 3 inspections (at \$236.67 per hour) plus application fee of \$65.00. Additional charges at \$236.67 per

# FEES & CHARGES 2024/25

Fee / Charge	Pricing Policy Ref.	2023/24 Fee / Charge excl. GST	2023/24 GST	2023/24 Fee / Charge incl. GST	2024/25 Fee / Charge excl. GST	2024/25 GST	2024/25 Fee / Charge incl. GST	Fee Unit Rate	Supplementary Information
									hour or part hour for inspection and supervision in excess of 1.5 hours. Minimum charge is the Permit Administration Fee plus restoration charge (below) for 1m2 of the surface type to be opened.
Restorations Charges (m2) - see below:									
Road Pavements: 10% discount>50m2									
Road Pavements									
Asphalt (50mm) on Concrete base (200mm) [Dowelled and Reinforced] (m2)	FCR	787.00	Exempt	787.00	825.00	Exempt	825.00	per square metre	Includes all required traffic control and site establishment costs. Includes excavation, removal and disposal of waste to an approved tip, place min. 100mm DGB 20 over existing sub grade to construct 200mm thick reinforced (SL82) 40 MPa concrete slab with 16mm dowel expansion/construction joints, Supply and lay 30mm AC10 as specified including application of tack coat.
Asphaltic concrete on road base (m2) wearing course only 50mm AC 10	FCR	513.00	Exempt	513.00	540.00	Exempt	540.00	per square metre	Includes all required traffic control and site establishment costs. Saw cut or mill to min depth 50mm. Compact subgrade, supply and compact

# FEES & CHARGES 2024/25

Fee / Charge	Pricing Policy Ref.	2023/24 Fee / Charge excl. GST	2023/24 GST	2023/24 Fee / Charge incl. GST	2024/25 Fee / Charge excl. GST	2024/25 GST	2024/25 Fee / Charge incl. GST	Fee Unit Rate	Supplementary Information
									road base (DGB 20) and 50mm AC 10 or AC14 as specified.
Concrete 200mm[dowelled and reinforced] (m2)	FCR	652.00	Exempt	652.00	685.00	Exempt	685.00	per square metre	Includes all required traffic control and site establishment costs. Includes excavation, removal and disposal of waste to an approved tip, place min. 100mm DGB 20 over existing sub grade to construct 200mm thick reinforced (SL82) 40 MPa concrete slab with 16mm dowel expansion/construction joints.
Footpaths: 10% discount>50m2									
Asphalt 50mm on 75mm concrete base(m2)	FCR	607.00	Exempt	607.00	635.00	Exempt	635.00	per square metre	Includes excavation, removal and disposal of waste to an approved tip, place min. 50mm DGB 20 over existing base and placement of mastic joints. 75 mm thick with 20MPa concrete and 40mm AC5 surface.
Asphalt 25mm on road base (m2)	FCR	316.00	Exempt	316.00	335.00	Exempt	335.00	per square metre	Saw cut or mill to min depth 40mm. Excavate dispose of material by Contractor's plant to a tip site arranged by the Contractor, compact sub grade, supply and compact base layer (DGB 20) and 40mm AC5 surface.

# FEES & CHARGES 2024/25

Fee / Charge	Pricing Policy Ref.	2023/24 Fee / Charge excl. GST	2023/24 GST	2023/24 Fee / Charge incl. GST	2024/25 Fee / Charge excl. GST	2024/25 GST	2024/25 Fee / Charge incl. GST	Fee Unit Rate	Supplementary Information
Concrete 75mm (m2)	FCR	360.00	Exempt	360.00	380.00	Exempt	380.00	per square metre	Includes excavation, removal and disposal of waste to an approved tip, place min. 50mm DGB 20 over existing base and placement of mastic joints. 75 mm thick with 20MPa concrete and broom finish.
Concrete 75mm (m2) Paddington Mix Concrete	FCR	503.00	Exempt	503.00	530.00	Exempt	530.00	per square metre	Concrete footpaths in the Paddington Heritage DCP area must be restored using Paddington Mix washed concrete finish. Includes excavation, removal and disposal of waste to an approved tip, place min. 50mm DGB 20 over existing base and placement of mastic joints. 75 mm thick "Paddington Mix Concrete" washed finished with 20MPa concrete.
Pavers 25mm sand bedding and 100mm DGB 20 (m2)	FCR	475.00	Exempt	475.00	500.00	Exempt	500.00	per square metre	An additional cost will be charged for the supply of replacement paving at cost. Includes delivery of pavers to site from Council Depot. Excavate, remove spoil to an approved tip by Contractor's plant, supply and place sand bed to depth of 35 mm, Work as per pattern drawing supplied by the



# FEES & CHARGES 2024/25

Fee / Charge	Pricing Policy Ref.	2023/24 Fee / Charge excl. GST	2023/24 GST	2023/24 Fee / Charge incl. GST	2024/25 Fee / Charge excl. GST	2024/25 GST	2024/25 Fee / Charge incl. GST	Fee Unit Rate	Supplementary Information
									Council, or to a nominated existing pattern, and fill gaps with Sydney sand (supplied by the contractor).
Pavers on 25mm sand bedding and Concrete Basecourse (m2)	FCR	880.00	Exempt	880.00	920.00	Exempt	920.00	per square metre	An additional cost will be charged for the supply of replacement paving at cost. Reconstruct the concrete base (100mm thick) and dowel to existing with 16mm diameter hot dipped galvanised dowels x 400mm long at 1000mm centres. Includes delivery to site from Council Depot by Contractor. Supply and place cement sand bed to depth of 20mm, Work as per pattern drawing supplied by the Council, or to a nominated existing pattern and fill gaps with cement/sand mix. Supply of 20 MPa concrete, dowels, cement/sand mix, and mastic joint by contractor.
Kerb Access Ramp (0.6m wings) Black Oxide Concrete	FCR	2,260.00	Exempt	2,260.00	2,365.00	Exempt	2,365.00	per item	Price to restore kerb access ramp to meet required Australian Standard. Includes excavation, removal and disposal of waste to an approved tip, place min. 50mm DGB

# FEES & CHARGES 2024/25

Fee / Charge	Pricing Policy Ref.	2023/24 Fee / Charge excl. GST	2023/24 GST	2023/24 Fee / Charge incl. GST	2024/25 Fee / Charge excl. GST	2024/25 GST	2024/25 Fee / Charge incl. GST	Fee Unit Rate	Supplementary Information
									20 over existing base and placement of mastic joints. All materials including 20 Mpa black oxide coloured concrete.
Kerb Access Ramp (1.2m wings) Black Oxide Concrete	FCR	2,260.00	Exempt	2,260.00	2,365.00	Exempt	2,365.00	per item	Price to restore kerb access ramp to meet required Australian Standard. Includes excavation, removal and disposal of waste to an approved tip, place min. 50mm DGB 20 over existing base and placement of mastic joints. All materials including 20 Mpa black oxide coloured concrete.
Grass verge- including approved turf and soil (m2)	FCR	122.00	Exempt	122.00	130.00	Exempt	130.00	per square metre	Includes establishment and maintenance as per Councils specification. 3 months of watering to establish. Establish grass verge matching the existing adjacent species.
Vehicular Driveways: 10% discount>50m2									
Concrete residential driveway (100mm) (m2)	FCR	509.00	Exempt	509.00	535.00	Exempt	535.00	per square metre	Includes all required traffic control and site establishment costs. Includes excavation, removal and disposal of waste to an approved tip, place min. 100mm DGB 20 over existing base and placement of mastic joints. All materials

# FEES & CHARGES 2024/25

Fee / Charge	Pricing Policy Ref.	2023/24 Fee / Charge excl. GST	2023/24 GST	2023/24 Fee / Charge incl. GST	2024/25 Fee / Charge excl. GST	2024/25 GST	2024/25 Fee / Charge incl. GST	Fee Unit Rate	Supplementary Information
									shall be supplied by the Contractor. 100 mm thick residential driveway with 32 MPa concrete and broom finish.
Concrete commercial driveway (150mm reinforced) (m2)	FCR	614.00	Exempt	614.00	645.00	Exempt	645.00	per square metre	Includes all required traffic control and site establishment costs. Includes excavation, removal and disposal of waste to an approved tip, place min. 100mm DGB 20 over existing base and placement of mastic joints. All materials shall be supplied by the Contractor. 150 mm thick with one (1) layer of SL72 fabric (heavy duty driveways only) with 32MPa concrete and broom finish.
Asphalt driveway includes concrete base (125mm) (m2)	FCR	378.00	Exempt	378.00	400.00	Exempt	400.00	per square metre	Includes all required traffic control and site establishment costs. Includes excavation, removal and disposal of waste to an approved tip, place min. 100mm DGB 20 over existing base and placement of mastic joints. All materials shall be supplied by the Contractor. 100 mm thick residential driveway with 32 MPa concrete with AC10 wearing course surface.

# FEES & CHARGES 2024/25

Fee / Charge	Pricing Policy Ref.	2023/24 Fee / Charge excl. GST	2023/24 GST	2023/24 Fee / Charge incl. GST	2024/25 Fee / Charge excl. GST	2024/25 GST	2024/25 Fee / Charge incl. GST	Fee Unit Rate	Supplementary Information
Other Works: 10% discount>50m2 or >50m									
Concrete kerb & gutter or Driveway Layback (lineal m)	FCR	466.00	Exempt	466.00	490.00	Exempt	490.00	Lineal metre	Includes saw cutting road, excavation, removal and disposal of waste to an approved tip, place min. 100mm 5MPa concrete lean-mix sub-base over existing sub grade, placement of mastic joints, laybacks, and connect house stormwater outlets (min. 1m length of 90mm UPVC/connection). All materials including 25Mpa concrete, cement/sand slurry, mastic joints and stormwater outlets shall be supplied by Contractor. The rate includes laybacks and restoration of the adjoining road pavement matching the existing road pavement material.
Kerb only (lineal m) or Gutter only (lineal m)	FCR	354.00	Exempt	354.00	375.00	Exempt	375.00	Lineal metre	Includes saw cutting road, excavation, removal and disposal of waste to an approved tip, place min. 100mm 5MPa concrete lean-mix sub-base over existing sub grade, placement of mastic joints, laybacks, and connect house stormwater outlets (min. 1m length of

# FEES & CHARGES 2024/25

Fee / Charge	Pricing Policy Ref.	2023/24 Fee / Charge excl. GST	2023/24 GST	2023/24 Fee / Charge incl. GST	2024/25 Fee / Charge excl. GST	2024/25 GST	2024/25 Fee / Charge incl. GST	Fee Unit Rate	Supplementary Information
									90mm UPVC/connection). All materials including 25Mpa concrete, cement/sand slurry, mastic joints and stormwater outlets shall be supplied by Contractor. The rate includes laybacks and restoration of the adjoining road pavement matching the existing road pavement material.
Concrete Dish Crossings (lineal m)	FCR	566.00	Exempt	566.00	600.00	Exempt	600.00	Lineal metre	Includes saw cutting road, excavation, removal and disposal of waste to an approved tip, place min. 100mm 5MPa concrete lean-mix sub-base over existing sub grade, placement of mastic joints, restoration of adjacent road pavement matching the existing road pavement material, Supply of SL82 mesh, 200mm thick concrete, and 40 MPa @ 28 days concrete.
Kerb outlet (100mm pipe) (item)	FCR	269.00	Exempt	269.00	285.00	Exempt	285.00	per item	For non standard pit sizes or different sized lintels and all other stormwater pipe connections Council will provide a cost estimate. Excavate (in all materials able to be excavated with a

# FEES & CHARGES 2024/25

Fee / Charge	Pricing Policy Ref.	2023/24 Fee / Charge excl. GST	2023/24 GST	2023/24 Fee / Charge incl. GST	2024/25 Fee / Charge excl. GST	2024/25 GST	2024/25 Fee / Charge incl. GST	Fee Unit Rate	Supplementary Information
									hydraulic excavator) with maximum depth to invert of proposed pipe of 1.2m, haulage & disposal of excavated material, supply & lay UPVC, supply and compact all backfill (sand to within 300mm finished surface and then 250mm DGB 20 - recycled), and temporary surface restoration with cold mix. Final restoration to use relevant rates.
Gully Pits Inlets (item)	FCR	5,587.00	Exempt	5,587.00	5,845.00	Exempt	5,845.00	per item	For non standard pit sizes or different sized lintels and all other stormwater pipe connections Council will provide a cost estimate. Including inlet channel, supply & place lintel and grate (Class C), pour 1m kerb and gutter either end of lintel and around grate. 25 MPa concrete shall be supplied by Contractor. Construction of a new kerb inlet pit, Price is valid for a pit up to 1.8m deep, price for pits of greater depth shall be negotiated.
Saw Cutting (lineal m) - up to 75mm thick	FCR	68.00	Exempt	68.00	75.00	Exempt	75.00	Lineal m	Includes establishment fee.
Saw Cutting greater than 75mm thick	FCR	90.00	Exempt	90.00	100.00	Exempt	100.00	Lineal m	Includes establishment fee.



# FEES & CHARGES 2024/25

Fee / Charge	Pricing Policy Ref.	2023/24 Fee / Charge excl. GST	2023/24 GST	2023/24 Fee / Charge incl. GST	2024/25 Fee / Charge excl. GST	2024/25 GST	2024/25 Fee / Charge incl. GST	Fee Unit Rate	Supplementary Information
Infrastructure security deposit									Depending on the circumstances a security deposit equal to the estimated value of the works may be required.
Construction Management Plan Review									
Application & Processing Fee	FCR	680.00	Exempt	680.00	711.00	Exempt	711.00	per application	
Additional Assessment and/or Review	FCR	227.00	Exempt	227.00	237.00	Exempt	237.00	per hour	
Resubmission Fee	FCR	453.00	Exempt	453.00	473.00	Exempt	473.00	per resubmitted application	
Fast Track Application Fee (<2 weeks notice given)	FCR	481.00	Exempt	481.00	503.00	Exempt	503.00	per fast track application	
Works in Roadways (including driveways)									
Road and footpath levels									
Application & Processing Fee	COST	645.00	Exempt	645.00	674.00	Exempt	674.00	per application	
Additional Inspection and/or Processing	COST	365.00	Exempt	365.00	381.00	Exempt	381.00	per additional inspection/processing needed	
Damage Security Deposit									
Security Deposit for damage to Council infrastructure resulting from development, including Complying Development Certificates. Works up to \$50,000		2,745.00	Exempt	2,745.00	2,869.00	Exempt	2,869.00	per deposit	Refundable following reinstatement of road assets to Council's satisfaction.
Security Deposit for damage to Council infrastructure resulting from development, including Complying Development Certificates. Works \$50,000 - \$100,000		5,490.00	Exempt	5,490.00	5,737.00	Exempt	5,737.00	per deposit	Refundable following reinstatement of road assets to Council's satisfaction.
Security Deposit for damage to Council infrastructure resulting from development, including Complying Development Certificates. Works over \$100,000		\$4,802 plus \$234 per \$10,000 estimated cost	Exempt	\$4,802 plus \$234 per \$10,000 estimated cost	\$5,018 plus \$245 per \$10,000 estimated cost	Exempt	\$5,018 plus \$245 per \$10,000 estimated cost	per deposit	Refundable following reinstatement of road assets to Council's satisfaction.
Damage Security Deposit/ Bond - Street Name Inlay Preservation		2,195.00	Exempt	2,195.00	2,294.00	Exempt	2,294.00	per application	Refundable following completion of works and no damage to

# FEES & CHARGES 2024/25

Fee / Charge	Pricing Policy Ref.	2023/24 Fee / Charge excl. GST	2023/24 GST	2023/24 Fee / Charge incl. GST	2024/25 Fee / Charge excl. GST	2024/25 GST	2024/25 Fee / Charge incl. GST	Fee Unit Rate	Supplementary Information
									existing Street Name Inlays to Council's satisfaction. Bond will not be returned should Council's Street Name Inlays be damaged and funds will be used for repair/ reinstatement.
Sec 138 damage/ infrastructure bond		\$5,000 to \$15,000 variable			\$5,000 to \$20,000 variable			per driveway	Refundable following appropriate driveway works.
<b>Construction Management Plans</b>									
Application & Processing Fee	COST	586.36	58.64	645.00	612.73	61.27	674.00	per application	
Additional Inspection and/or Processing	COST	331.82	33.18	365.00	346.36	34.64	381.00	per hour	
Modification or extension of a Section 138 Road Act Approval	COST	453.00	Exempt	453.00	473.00	Exempt	473.00	per modification or extension application	
Damage Security Deposit. Works up to \$50,000		2,745.00	Exempt	2,745.00	2,869.00	Exempt	2,869.00	per deposit	Refundable following reinstatement of road assets to Council's satisfaction.
Damage Security Deposit. Works \$50,000 - \$100,000		5,490.00	Exempt	5,490.00	5,737.00	Exempt	5,737.00	per deposit	Refundable following reinstatement of road assets to Council's satisfaction.
Damage Security Deposit. Works over \$100,000		8,230.00	Exempt	8,230.00	8,600.00	Exempt	8,600.00	per deposit	Refundable following reinstatement of road assets to Council's satisfaction.
<b>Stand Plant on roadway</b>									
Permit to Stand Plant - per day	FCR	533.00	Exempt	533.00	557.00	Exempt	557.00	per day	
Permit to Stand Plant - per day or part day fee	FCR	533.00	Exempt	533.00	557.00	Exempt	557.00	per day	
Fast Track Application Fee (<48 hours notice given)	FCR	575.00	Exempt	575.00	601.00	Exempt	601.00	per fast track application	Additional fee (on top of Permit to Stand Plant fee) to fast track application with less than 48 hours notice given. Equivalent to 2 hours processing time

# FEES & CHARGES 2024/25

Fee / Charge	Pricing Policy Ref.	2023/24 Fee / Charge excl. GST	2023/24 GST	2023/24 Fee / Charge incl. GST	2024/25 Fee / Charge excl. GST	2024/25 GST	2024/25 Fee / Charge incl. GST	Fee Unit Rate	Supplementary Information
									(at \$300.50 per hour). Any additional time to be charged at \$300.50 per hour.
Consecutive day - per day or part day	FCR	345.00	Exempt	345.00	361.00	Exempt	361.00	per day or part day	
Metered parking bay (additional)	FCR	157.00	Exempt	157.00	164.00	Exempt	164.00	per space per day or part day if not available to public	
Change of date fee	FCR	345.00	Exempt	345.00	361.00	Exempt	361.00	per date change	
Temporary road closure (>48 hours notice given) in conjunction with stand plant (additional)	FCR	1,018.00	Exempt	1,018.00	1,064.00	Exempt	1,064.00	per application	
Temporary road closure (<48 hours notice given) in conjunction with stand plant (additional)	FCR	575.00	Exempt	575.00	601.00	Exempt	601.00	per fast track application	
Application to carry out activities in a Public Road	FCR	643.00	Exempt	643.00	672.00	Exempt	672.00	per day	
Application processing fee for works on roadways and Council property requiring Roads Act approval, including footpaths, driveway crossings, stormwater, kerb and gutter and retaining walls.	COST	643.00	Exempt	643.00	672.00	Exempt	672.00	per application	
Additional Inspection and/or Processing	COST	365.00	Exempt	365.00	381.00	Exempt	381.00	per additional inspection or processing needed	
Fast Track Application Fee for works on roadways and Council property requiring Roads Act approval, including footpaths, driveway crossings, stormwater, kerb and gutter and retaining walls (<5 working days notice given). ROCK ANCHORS	COST	1,285.00	Exempt	1,285.00	1,343.00	Exempt	1,343.00	per fast track application	
Application & Processing Fee	FCR	643.00	Exempt	643.00	672.00	Exempt	672.00	per application	

# FEES & CHARGES 2024/25

Fee / Charge	Pricing Policy Ref.	2023/24 Fee / Charge excl. GST	2023/24 GST	2023/24 Fee / Charge incl. GST	2024/25 Fee / Charge excl. GST	2024/25 GST	2024/25 Fee / Charge incl. GST	Fee Unit Rate	Supplementary Information
Temporary Rock Anchor - Non Refundable Damage Deposit	COST	930.00	Exempt	930.00	972.00	Exempt	972.00	per anchor	
Performance Security Deposit - Refundable		6,625.00	Exempt	6,625.00	6,923.00	Exempt	6,923.00	per anchor	Refundable following removal of Temporary Rock Anchor and reinstatement of road assets to Council's satisfaction. Minimum bond \$50,000.
<b>STORMWATER CONNECTION</b>									
<b>Stormwater Connection</b>									
Application & Processing Fee	FCR	805.00	Exempt	805.00	841.00	Exempt	841.00	per application	Section 68B of the Local Government Act
Additional Inspection and/or Processing	FCR	365.00	Exempt	365.00	381.00	Exempt	381.00	per amendment	Section 68B of the Local Government Act
<b>STORMWATER MANAGEMENT CHARGE</b>									
Single residential dwelling	ST	25.00	Exempt	25.00	25.00	Exempt	25.00		
Residential strata unit	ST	12.50	Exempt	12.50	12.50	Exempt	12.50		
Business strata	ST	5.00	Exempt	5.00	5.00	Exempt	5.00		
Business properties	ST	\$25.00 plus \$25.00 for each 350 square metres (or part thereof) above 350 square metres in land area	Exempt	\$25.00 plus \$25.00 for each 350 square metres (or part thereof) above 350 square metres in land area	\$25.00 plus \$25.00 for each 350 square metres (or part thereof) above 350 square metres in land area	Exempt	\$25.00 plus \$25.00 for each 350 square metres (or part thereof) above 350 square metres in land area		
<b>SWIMMING POOLS</b>									
Swimming Pool Act - Exemption Application (Sections 22 & Clause 13)	ST	250.00	Exempt	250.00	250.00	Exempt	250.00	per application or certificate	Statutory maximum fee as per Clause 13 of the Swimming Pools Regulation 2018.
<b>Swimming Pool Inspections</b>									
First Inspection	ST	150.00	Exempt	150.00	150.00	Exempt	150.00	per inspection	Maximum fee permissible pursuant to Clause 19 of the

# FEES & CHARGES 2024/25

Fee / Charge	Pricing Policy Ref.	2023/24 Fee / Charge excl. GST	2023/24 GST	2023/24 Fee / Charge incl. GST	2024/25 Fee / Charge excl. GST	2024/25 GST	2024/25 Fee / Charge incl. GST	Fee Unit Rate	Supplementary Information
Second and subsequent Inspections	ST	100.00	Exempt	100.00	100.00	Exempt	100.00	per inspection	Swimming Pools Regulation 2018. Maximum fee permissible pursuant to Clause 19 of the Swimming Pools Regulation 2018.
Swimming Pool Registration fee	ST	10.00	Exempt	10.00	10.00	Exempt	10.00	per pool	Pursuant to Clause 25 of the Swimming Pools Regulation 2018, the maximum fee that can be charged for recording a pool on the Swimming Pool Register on behalf of the pool owner.
<b>TRAFFIC AND PARKING</b>									
<b>Traffic Signs &amp; Lines Requests</b>									
Installation of clearance linemarking to driveway	COST	215.00	Exempt	215.00	225.00	Exempt	225.00	per driveway	
Installation of parking signs (at applicant's request and expense)	COST	244.00	Exempt	244.00	255.00	Exempt	255.00	per sign	Fees associated with the installation of signage for approved mobility parking spaces are Exempt.
<b>Work Zone</b>									
Application Fee	COST	460.00	Exempt	460.00	481.00	Exempt	481.00	per application	
Weekly occupation fee - residential	FCR	81.00	Exempt	81.00	85.00	Exempt	85.00	per metre of kerbside per week	In residential areas. (Minimum 6 metres).
Weekly occupation fee - residential. Angle Parking rate	FCR	150.00	Exempt	150.00	157.00	Exempt	157.00	per metre of kerbside per week	In residential areas. Equivalent square metre rate for angle parking.

# FEES & CHARGES 2024/25

Fee / Charge	Pricing Policy Ref.	2023/24 Fee / Charge excl. GST	2023/24 GST	2023/24 Fee / Charge incl. GST	2024/25 Fee / Charge excl. GST	2024/25 GST	2024/25 Fee / Charge incl. GST	Fee Unit Rate	Supplementary Information
Weekly occupation fee - non-residential. Parallel Parking rate	FCR	107.00	Exempt	107.00	112.00	Exempt	112.00	per metre of kerbside per week	In non-residential areas.
Weekly occupation fee - non-residential. Angle Parking rate	FCR	214.00	Exempt	214.00	224.00	Exempt	224.00	per metre of kerbside per week	In non-residential areas. Equivalent square metre rate for angle parking.
Weekly occupation fee - non-residential in area with parking meters (Parking Meter Fee 1). Parallel Parking rate.	FCR	160.00	Exempt	160.00	167.00	Exempt	167.00	per metre of kerbside per week	Based on non-residential fee plus compensation for loss of meter revenue in Parking Meter Fee 1 areas.
Weekly occupation fee - non-residential in area with parking meters (Parking Meter Fee 1). Angle Parking rate.	FCR	282.00	Exempt	282.00	295.00	Exempt	295.00	per metre of kerbside per week	Based on non-residential fee plus compensation for loss of meter revenue in Parking Meter Fee 1 areas. Equivalent square metre rate for angle parking.
Weekly occupation fee - non-residential in area with parking meters (Parking Meter Fee 2). Parallel Parking rate.	FCR	130.00	Exempt	130.00	136.00	Exempt	136.00	per metre of kerbside per week	Based on non-residential fee plus compensation for loss of meter revenue in Parking Meter Fee 2 areas.
Weekly occupation fee - non-residential in area with parking meters (Parking Meter Fee 2). Angle Parking rate.	FCR	262.00	Exempt	262.00	274.00	Exempt	274.00	per metre of kerbside per week	Based on non-residential fee plus compensation for loss of meter revenue in Parking Meter Fee 2 areas. Equivalent square metre rate for angle parking.
Alteration/Reinstatement of signage	COST	244.00	Exempt	244.00	255.00	Exempt	255.00	per sign	Charge based on alteration to signs at the request of the applicant or as a result of reactivation of expired Work Zone.
Heavy Vehicle Route Assessment									



# FEES & CHARGES 2024/25

Fee / Charge	Pricing Policy Ref.	2023/24 Fee / Charge excl. GST	2023/24 GST	2023/24 Fee / Charge incl. GST	2024/25 Fee / Charge excl. GST	2024/25 GST	2024/25 Fee / Charge incl. GST	Fee Unit Rate	Supplementary Information
Application & Processing Fee	FCR	277.00	Exempt	277.00	289.00	Exempt	289.00	per application	Heavy Vehicle National Law means that Council may have to undertake heavy vehicle route assessments.
<b>Special Events &amp; Road Closures</b>									
Traffic Management Plan Review	FCR	481.00	Exempt	481.00	503.00	Exempt	503.00	per TMP review	
Additional Assessment & / or Review	FCR	241.00	Exempt	241.00	252.00	Exempt	252.00	per hour	
Fast Track Application Fee (<48 hours notice given)	FCR	481.00	Exempt	481.00	503.00	Exempt	503.00	per fast track application	
Bond		\$500.00 to \$20,000.00	Exempt	\$500.00 to \$20,000.00	\$500.00 to \$20,000.00	Exempt	\$500.00 to \$20,000.00	per event	Refundable Bond against damage to Council assets required at Council's discretion depending on the category location and extent of the event.
<b>Resident Parking Permits</b>									
1st Permit	COST	73.00	Exempt	73.00	76.50	Exempt	76.50		
1st Permit (Pensioner Price)	SUB	31.50	Exempt	31.50	33.00	Exempt	33.00		
2nd Permit	COST	198.50	Exempt	198.50	207.50	Exempt	207.50		
2nd Permit (Pensioner Price)	SUB	81.50	Exempt	81.50	85.00	Exempt	85.00		
Replacement Permit	COST	31.50	Exempt	31.50	33.00	Exempt	33.00		
<b>Parking Meters</b>									
Parking Meter Fee - Central areas Oxford Street Paddington and Double Bay Commercial Centre	FCR	5.82	0.58	6.40	6.09	0.61	6.70	per hour	Standard Fee.
Parking Meter Fee - Outer areas Oxford Street Paddington and Double Bay Commercial Centre	FCR	5.00	0.50	5.50	5.18	0.52	5.70	per hour	Reduced fee for some of the lesser used parking spaces in both Double Bay and Paddington.
<b>Visitor Parking Permits</b>									
Pack of five (5) permits	COST	18.50	Exempt	18.50	19.50	Exempt	19.50		
Pack of ten (10) permits	COST	36.50	Exempt	36.50	38.50	Exempt	38.50		
Pack of twenty five (25) permits	COST	89.00	Exempt	89.00	93.00	Exempt	93.00		
<b>Car Share Parking Permits</b>									
Car Share Parking Permit	COST	480.00	Exempt	480.00	502.00	Exempt	502.00		

# FEES & CHARGES 2024/25

Fee / Charge	Pricing Policy Ref.	2023/24 Fee / Charge excl. GST	2023/24 GST	2023/24 Fee / Charge incl. GST	2024/25 Fee / Charge excl. GST	2024/25 GST	2024/25 Fee / Charge incl. GST	Fee Unit Rate	Supplementary Information
Car Share Parking Permit - low emission vehicle	SUB	240.00	Exempt	240.00	250.00	Exempt	250.00		
Car Share Parking Permit - electric vehicle	SUB	71.00	Exempt	71.00	74.50	Exempt	74.50		
Electric Vehicle Charging		Per kWh	0.04	0.42	per kWh	0.04	0.48	per kWh	
<b>TREES</b>									
Tree - View or Solar Access Pruning Request									
Application for View or Solar Access Pruning	COST	365.75	Exempt	365.75	383.00	Exempt	383.00	per application	
Request for View or Solar Access Pruning	COST	Cost	10.0%	Cost plus 10.0% GST	Cost	10.0%	Cost plus 10.0% GST	As per contractors quote	The contractors quote will be specific for each job and may require different teams, equipment and traffic control depending on the location and complexity.
Vegetation encroaching on public access	COST	261.64	26.16	287.80	273.64	27.36	301.00	Administration fee	
Fee for pruning	FCR	303.05	Exempt	303.05	317.00	Exempt	317.00	As per contractor quotation	Applies if a property owner does not prune encroaching vegetation on request by Council
Tree Preservation Order (TPO) Application									

# FEES & CHARGES 2024/25

Fee / Charge	Pricing Policy Ref.	2023/24 Fee / Charge excl. GST	2023/24 GST	2023/24 Fee / Charge incl. GST	2024/25 Fee / Charge excl. GST	2024/25 GST	2024/25 Fee / Charge incl. GST	Fee Unit Rate	Supplementary Information
Application for Pruning or Removal - 1 tree	SUB	85.30	Exempt	85.30	90.00	Exempt	90.00	1 tree	
Application for Pruning or Removal - Additional Trees(s)	SUB	32.00	Exempt	32.00	34.00	Exempt	34.00	per additional tree	Fee charged for each consecutive tree inspected.
Request for review of TPO Determination	SUB		Exempt			Exempt			
Tree Inspection	FCR	231.30	Exempt	231.30	242.00	Exempt	242.00	per inspection	
<b>USE OF FOOTWAYS</b>									
Footway Dining Application Fee (Section 125 Roads Act 1993)	FCR	373.00	Exempt	373.00	390.00	Exempt	390.00	per application	
Footway Dining Approval Renewal Fee (Section 125 Roads Act 1993)	FCR	261.50	Exempt	261.50	273.00	Exempt	273.00	per application	
Display of Goods on Footpath - Application Fee (Section 68 Local Government Act 1993)	FCR	186.50	Exempt	186.50	195.00	Exempt	195.00	per application	
Display of Goods on Footpath - Renewal Application Fee (Section 68 Local Government Act 1993)	FCR	140.00	Exempt	140.00	146.00	Exempt	146.00	per application	
Rent for Footway Dining (Precinct 1)	FCR	799.50	Exempt	799.50	835.50	Exempt	835.50	per square metre	Precinct 1 applies to significant outdoor dining areas such as Double Bay, Five Ways Paddington, Rose Bay (excluding Old South Head Road), Vacluse, Woollahra and Watsons Bay (excluding the promenade); Businesses operating on footway between

# FEES & CHARGES 2024/25

Fee / Charge	Pricing Policy Ref.	2023/24 Fee / Charge excl. GST	2023/24 GST	2023/24 Fee / Charge incl. GST	2024/25 Fee / Charge excl. GST	2024/25 GST	2024/25 Fee / Charge incl. GST	Fee Unit Rate	Supplementary Information
									7am to 12pm only will be charged 50% per annum rent
Rent for Footway Dining (Precinct 2)	FCR	693.00	Exempt	693.00	724.00	Exempt	724.00	per square metre	Precinct 2 applies to less significant outdoor dining areas such as Bellevue Hill, Darling Point, Edgecliff, Paddington (excluding Five Ways), Rushcutters Bay and Old South Head Road; Businesses operating on footway between 7am to 12pm only will be charged 50% per annum rent
Rent for Footway Dining (Precinct 3)	FCR	1,066.00	Exempt	1,066.00	1,114.00	Exempt	1,114.00	per square metre	Precinct 3 applies to Watsons Bay promenade; Businesses operating on footway between 7am to 12pm only will be charged 50% per annum rent
Rent for Display of Goods	FCR	rent based on commercial centre sqm rate	Exempt	rent based on commercial centre sqm rate	rent based on commercial centre sqm rate	Exempt	rent based on commercial centre sqm rate	per square metre	Darling Point, Bellevue Hill and Vaucluse \$287; Paddington \$287; Edgecliff \$287; Rose Bay \$287; Watsons Bay and Woollahra \$287; Double Bay \$344.85 (All rates per square metre including GST)
Lease/Licence to occupy unused roadway (Section 153 Roads Act 1993) or land above or below a road (Section 149) - Application fee under Section 223	FCR	1,069.09	106.91	1,176.00	1,117.27	111.73	1,229.00	per application	A Minimum fee increased for FCR estimated time is 15hrs per application- new fee \$1,229 inc GST

## USE OF ROADWAY

# FEES & CHARGES 2024/25

Fee / Charge	Pricing Policy Ref.	2023/24 Fee / Charge excl. GST	2023/24 GST	2023/24 Fee / Charge incl. GST	2024/25 Fee / Charge excl. GST	2024/25 GST	2024/25 Fee / Charge incl. GST	Fee Unit Rate	Supplementary Information
Parklet Application Fee	FCR	373.00	Exempt	373.00	390.00	Exempt	390.00	per application	
Parklet Rent (Precinct 1)	FCR	799.50	Exempt	799.50	835.50	Exempt	835.50	per square metre	Precinct 1 applies to significant Parklet Rent areas such as Double Bay, Five Ways Paddington, Rose Bay (excluding Old South Head Road), Vaucluse, Woollahra and Watsons Bay (excluding the promenade)
Parklet Rent (Precinct 2)	FCR	693.00	Exempt	693.00	724.00	Exempt	724.00	per square metre	Precinct 2 applies to less significant Parklet Rent areas such as Bellevue Hill, Darling Point, Edgecliff, Paddington (excluding Five Ways), Rushcutters Bay and Old South Head Road
Parklet Rent (Precinct 3)	FCR	1,066.00	Exempt	1,066.00	1,114.00	Exempt	1,114.00	per square metre	Precinct 3 applies to Watsons Bay promenade
Mobile Parklet Hire	FCR	24,000.00	2,400.00	26,400.00	25,080.00	2,508.00	27,588.00	per annum	Hire charge will be pro rata per week. Minimum fees equivalent to 2 months hire.
Mobile Parklet installation or removal	FCR	2,500.00	250.00	2,750.00	2,612.73	261.27	2,874.00		Cost for installation and removal will be charged separately.
<b>VENUE HIRE</b>									
<b>COMMUNITY/ARTS/ RECREATION RATE</b>									

# FEES & CHARGES 2024/25

Fee / Charge	Pricing Policy Ref.	2023/24 Fee / Charge excl. GST	2023/24 GST	2023/24 Fee / Charge incl. GST	2024/25 Fee / Charge excl. GST	2024/25 GST	2024/25 Fee / Charge incl. GST	Fee Unit Rate	Supplementary Information
Individuals for casual bookings and small businesses with turnover <\$150,000 per annum. Excludes functions & parties									
*NEW FEE* Small venues (with up to 6 person capacity) Applies to offices and meeting rooms in all venues	SUB				18.18	1.82	20.00	per hour	*NEW FEE*Minimum 1.5 hour hire
*NEW FEE* Medium venues (with up to 50 person capacity) Applies to offices and meeting rooms in all venues	SUB				36.36	3.64	40.00	per hour	*NEW FEE*Minimum 1.5 hour hire
*NEW FEE* Large venues (with over 50 person capacity) Applies to The Bay Room, Cooper Park Community Hall, The Gunyah, Sherbrooke Hall, Vaucluse Bowling Club and Community Facility	SUB				45.45	4.55	50.00	per hour	*NEW FEE*Minimum 1.5 hour hire
<b>NOT FOR PROFIT RATE</b>									
Registered Charities and NFP organisations including Educational and Religious institutions									
*NEW FEE* Small venues (with up to 6 person capacity) Applies to offices and meeting rooms in all venues	SUB				9.09	0.91	10.00	per hour	*NEW FEE*Minimum 1.5 hour hire
*NEW FEE* Medium venues (with up to 50 person capacity) Applies to Canonbury Cottage, Cultural Hub, EJ Ward, Paddington Community Centre, The Studio at Drill Hall	SUB				22.73	2.27	25.00	per hour	*NEW FEE*Minimum 1.5 hour hire
*NEW FEE* Large venues (with over 50 person capacity) Applies to The Bay Room, Cooper Park Community Hall, The Gunyah, Sherbrooke Hall, Vaucluse Bowling Club and Community Facility)	SUB				31.82	3.18	35.00	per hour	*NEW FEE*Minimum 1.5 hour hire
<b>PRIVATE FUNCTIONS/ COMMERCIAL RATE</b>									
Private functions and parties (adults and children 13 years and over), and businesses with turnover >\$150,000 per annum									



# FEES & CHARGES 2024/25

Fee / Charge	Pricing Policy Ref.	2023/24 Fee / Charge excl. GST	2023/24 GST	2023/24 Fee / Charge incl. GST	2024/25 Fee / Charge excl. GST	2024/25 GST	2024/25 Fee / Charge incl. GST	Fee Unit Rate	Supplementary Information
<b>*NEW FEE*</b> Small venues (with up to 6 person capacity) Applies to offices and meeting rooms in all venues)	COST				36.36	3.64	40.00	per hour	*NEW FEE* Minimum 1.5 hour hire
<b>*NEW FEE*</b> Medium venues (with up to 50 person capacity) Applies to Canonbury Cottage, Cultural Hub, EJ Ward, Paddington Community Centre, Rose Bay Cottage, The Studio at Drill Hall	COST				72.73	7.27	80.00	per hour	*NEW FEE* Minimum 1.5 hour hire
<b>*NEW FEE*</b> Large venues (with over 50 person capacity) Applies to The Bay Room, Cooper Park Community Hall, The Gunyah, Sherbrooke Hall, Vaucluse Bowling Club and Community Facility)	COST				118.18	11.82	130.00	per hour	*NEW FEE* Minimum 1.5 hour hire
<b>CHILDREN'S BIRTHDAY PARTIES RATE</b>									
Parties for children 12 years and under Medium venues (with up to 50 person capacity) EJ Ward, Paddington Community Centre and Rose Bay Cottage	SUB				181.82	18.18	200.00	Per 3.5 hr session	Party session is 3.5 hours hire. Includes all waste removal.
Large venues (with over 50 person capacity) Applies to Cooper Park Community Hall, The Gunyah, Sherbrooke Hall and Vaucluse Bowling Club and Community Facility	SUB				245.45	24.55	270.00	Per 3.5 hr session	Party session is 3.5 hours hire. Includes all waste removal.
<b>12-STEP PROGRAMS/PLAYGROUPS</b>									
Hiring groups must be registered with their appropriate governing body									
<b>*NEW FEE*</b> Hourly rate	SUB				16.36	1.64	18.00	Per hour	*NEW FEE* Minimum 1.5 hour hire
<b>OTHER VENUE HIRE FEES</b>									
<b>*NEW FEE*</b> Waste Removal Fee for private Functions per event	FCR				36.36	3.64	40.00	Per event	*NEW FEE*
Cleaning – At cost applied for private functions and parties	FCR					10.0%	Plus 10.0%GST		
Cancellation Fee – Applies to bookings cancelled within 14 days of the event	COST				63.64	6.36	70.00		Applies to bookings cancelled within 14 days of the event
Lockers – small size	COST				45.45	4.55	50.00	Per term	
Lockers – medium size	COST				59.09	5.91	65.00	Per term	

# FEES & CHARGES 2024/25

Fee / Charge	Pricing Policy Ref.	2023/24 Fee / Charge excl. GST	2023/24 GST	2023/24 Fee / Charge incl. GST	2024/25 Fee / Charge excl. GST	2024/25 GST	2024/25 Fee / Charge incl. GST	Fee Unit Rate	Supplementary Information
Lockers – large size	COST				72.73	7.27	80.00	Per term	
Amusement Device in conjunction with venue Hire at Cooper Park Community Hall and Vacluse Bowling Club and Community Facility – Under 50sqm	COST				62.73	6.27	69.00		
Amusement Device in conjunction with venue Hire at Cooper Park Community Hall and Vacluse Bowling Club and Community Facility – Over 50sqm	COST				121.82	12.18	134.00		
<b>*DELETE* Cross St Studio One</b>									
<b>*DELETE* Children’s Party Session up to 3.5 hrs</b>	FCR	143.64	14.36	158.00				per session	<b>*DELETE*</b> Maximum of 3.5 hours.
<b>*DELETE* Community/Arts/Recreation - per hour</b>	COST	38.18	3.82	42.00				per hour	Minimum of 2 hours.
<b>*DELETE* Community/Arts/Recreation - per exercise session</b>	COST	57.27	5.73	63.00				per session	Maximum of 1.5 hours.
<b>*DELETE* Community/Arts/Recreation - per 6 hours</b>	COST	152.73	15.27	168.00				per 6 hours	Maximum of 6 hours.
<b>*DELETE* Community Group Not for Profit - per hour (min 2 hrs)</b>	SUB	33.64	3.36	37.00				per hour	Minimum of 2 hours.
<b>*DELETE* Community Group Not for Profit - per 6 hours</b>	SUB	134.55	13.45	148.00				per 6 hours	Maximum of 6 hours.
<b>*DELETE* Drug and Alcohol Programs</b>	SUB	15.45	1.55	17.00				per hour	Minimum 1.5 hours.
<b>*DELETE* Private - per hour</b>	FCR	95.45	9.55	105.00				per hour	Minimum of 2 hours.
<b>*DELETE* Private - per 6 hours</b>	FCR	381.82	38.18	420.00				per 6 hours	Maximum of 6 hours.
<b>*DELETE* Additional cleaning - Weekdays</b>	COST		10.0%	plus 10.0% GST		10.0%	plus 10.0% GST		Cleaning Mon - Fri
<b>*DELETE* Additional cleaning - Saturday</b>	COST		10.0%	plus 10.0% GST		10.0%	plus 10.0% GST		Cleaning Service Saturday
<b>*DELETE* Additional cleaning - Sunday</b>	COST		10.0%	plus 10.0% GST		10.0%	plus 10.0% GST		Cleaning Service Sunday
<b>*DELETE* Bond</b>	COST	180.00	Exempt	180.00		Exempt			
<b>*DELETE* Cancellation Fee</b>	COST	63.64	6.36	70.00					
<b>*DELETE* Rose Bay Cottage</b>									

# FEES & CHARGES 2024/25

Fee / Charge	Pricing Policy Ref.	2023/24 Fee / Charge excl. GST	2023/24 GST	2023/24 Fee / Charge incl. GST	2024/25 Fee / Charge excl. GST	2024/25 GST	2024/25 Fee / Charge incl. GST	Fee Unit Rate	Supplementary Information
*DELETE* Under 5 years Birthday Parties	FCR	134.55	13.45	148.00				per session	Maximum of 3.5 hours.
*DELETE* Community/Arts/Recreation - Per hour (min 2 hours)	COST	35.45	3.55	39.00				per hour	Minimum of 2 hours.
*DELETE* Community/Arts/Recreation - Per exercise session	COST	53.18	5.32	58.50				per session	Maximum of 1.5 hours.
*DELETE* Community/Arts/Recreation - Per 6 hours	COST	141.82	14.18	156.00				per 6 hours	Maximum of 6 hours.
*DELETE* Community Group Not for Profit - Per hour (min 2 hours)	SUB	20.91	2.09	23.00				per hour	Minimum of 2 hours.
*DELETE* Community Group Not for Profit - Per 6 hours	SUB	83.64	8.36	92.00				per 6 hours	Maximum of 6 hours.
*DELETE* Playgroups - per hour	SUB	9.09	0.91	10.00				per hour	Minimum of 2 hours.
*DELETE* Drug and Alcohol Programs	SUB	15.45	1.55	17.00				per hour	Minimum 1.5 hours.
*DELETE* Private - per hour	FCR	68.8	6.82	75.00				per hour	Minimum of 2 hours.
*DELETE* Private - per 6 hours	FCR	272.73	27.27	300.00				per 6 hours	Maximum of 6 hours.
*DELETE* Additional cleaning - Weekdays	COST		10.0%	plus 10.0% GST		10.0%	plus 10.0% GST		Cleaning Mon - Fri
*DELETE* Additional cleaning - Saturday	COST		10.0%	plus 10.0% GST		10.0%	plus 10.0% GST		Cleaning Saturday
*DELETE* Additional cleaning - Sunday	COST		10.0%	plus 10.0% GST		10.0%	plus 10.0% GST		Cleaning Sunday
*DELETE* Bond	COST	180.00	Exempt	180.00		Exempt			
*DELETE* Cancellation Fee	COST	63.64	6.36	70.00					
*DELETE* Amusement Device less than 50m2	FCR	60.00	6.00	66.00				per session	With venue hire.
*DELETE* Cooper Park Community Hall									
*DELETE* Children's Parties (under 12 years)	FCR	181.82	18.18	200.00				per session	Maximum of 3.5 hours.
*DELETE* Community/Arts/Recreation - Per hour (min 2 hours)	COST	44.55	4.45	49.00				per hour	Minimum of 2 hours.
*DELETE* Community/Arts/Recreation - Per exercise session	COST	66.36	6.64	73.00				per session	Maximum of 1.5 hours.

# FEES & CHARGES 2024/25

Fee / Charge	Pricing Policy Ref.	2023/24 Fee / Charge excl. GST	2023/24 GST	2023/24 Fee / Charge incl. GST	2024/25 Fee / Charge excl. GST	2024/25 GST	2024/25 Fee / Charge incl. GST	Fee Unit Rate	Supplementary Information
*DELETE* Community/Arts/Recreation - Per 6 hours	COST	178.78	17.82	196.00				per 6 hours	Maximum of 6 hours.
*DELETE* Community Group Not for Profit - Per hour (min 2 hours)	SUB	37.27	3.73	41.00				per hour	Minimum of 2 hours.
*DELETE* Community Group Not for Profit - Per 6 hours	SUB	149.09	14.91	164.00				per 6 hours	Maximum of 6 hours.
*DELETE* Drug and Alcohol Programs	SUB	15.45	1.55	17.00				per hour	Minimum 1.5 hours.
*DELETE* Private - per hour (min 2 hrs)	FCR	110.91	11.09	122.00				per hour	Minimum of 2 hours.
*DELETE* Private - per 6 hours	FCR	443.64	44.36	488.00				per 6 hours	Maximum of 6 hours.
*DELETE* Additional Cleaning - Weekdays	COST		10.0%	plus 10.0% GST		10.0%	plus 10.0% GST		Cleaning Mon - Fri
*DELETE* Additional Cleaning - Saturday	COST		10.0%	plus 10.0% GST		10.0%	plus 10.0% GST		Cleaning Saturday
*DELETE* Additional Cleaning - Sunday	COST		10.0%	plus 10.0% GST		10.0%	plus 10.0% GST		Cleaning Sunday
*DELETE* Bond - Youth & Adult Parties	FCR	350.00	Exempt	350.00		Exempt			
*DELETE* Bond - Children's Parties & all other activities	FCR	180.00	Exempt	180.00		Exempt			
*DELETE* Cancellation Fee	COST	63.64	6.36	70.00					
*DELETE* Amusement Device less than 50m2	FCR	60.00	6.00	66.00				per session	With venue hire.
*DELETE* The Gunyah									
*DELETE* Single Room Hire									
*DELETE* Children's Parties (Under 12) - Per Room	FCR	181.82	18.18	200.00				per session	Maximum of 3.5 hours.
*DELETE* Community/Arts/Recreation - Per hour (min 2 hours)	COST	44.55	4.45	49.00				per hour	Minimum of 2 hours.
*DELETE* Community/Arts/Recreation - Per exercise session	COST	66.82	6.68	73.50				per session	Maximum of 1.5 hours.
*DELETE* Community/Arts/Recreation - Per Room Per 6 hours	COST	178.18	17.82	196.00				per 6 hours	Maximum of 6 hours.
*DELETE* Community Group Not for Profit - Per hour (min 2 hours)	SUB	37.27	3.73	41.00				per hour	Minimum of 2 hours.
*DELETE* Community Group Not for Profit - Per Room Per 6 hours	SUB	149.09	14.91	164.00				per 6 hours	Maximum of 6 hours.

# FEES & CHARGES 2024/25

Fee / Charge	Pricing Policy Ref.	2023/24 Fee / Charge excl. GST	2023/24 GST	2023/24 Fee / Charge incl. GST	2024/25 Fee / Charge excl. GST	2024/25 GST	2024/25 Fee / Charge incl. GST	Fee Unit Rate	Supplementary Information
*DELETE* Private - per hour (min 2 hrs)	FCR	110.91	11.09	122.00				per hour	Minimum of 2 hours.
*DELETE* Private - per room 6 hours	FCR	443.64	44.36	488.00				per 6 hours	Maximum of 6 hours.
*DELETE* Drug and Alcohol Programs	SUB	15.45	1.55	17.00				per hour	Minimum 1.5 hours.
*DELETE* Total Venue Hire - 2 Rooms									
*DELETE* Children's Parties (Under 12) - Total Venue (2 rooms)	FCR	228.18	22.82	251.00				per session	Maximum of 3.5 hours.
*DELETE* Community/Arts/Recreation - Total Venue Per hour	COST	69.09	6.91	76.00				per hour	Minimum of 2 hours.
*DELETE* Community/Arts/Recreation - Total Venue Per exercise session	COST	103.64	10.36	114.00				per session	Maximum of 1.5 hours.
*DELETE* Community/Arts/Recreation - Total Venue Per 6 hours	COST	276.36	27.64	304.00				per 6 hours	Maximum of 6 hours.
*DELETE* Community/Arts/Recreation - Per hour - for Ballet Class (reduced hire space)	COST	57.27	5.73	63.00				per hour	Minimum of 2 hours.
*DELETE* Community/Arts/Recreation - Per exercise session - for Ballet Class (reduced hire space)	COST	85.91	8.59	94.50				per session	Maximum of 1.5 hours.
*DELETE* Community/Arts/Recreation - Per 6 hours - for Ballet Class (reduced hire space)	COST	229.09	22.91	252.00				per 6 hours	Maximum of 6 hours.
*DELETE* Community Group Not for Profit - Total Venue Per hour	SUB	50.91	5.09	56.00				per hour	Minimum of 2 hours.
*DELETE* Community Group Not for Profit - Total Venue Per 6 hours	SUB	203.64	20.36	224.00				per 6 hours	Maximum of 6 hours.
*DELETE* Private - total venue per hour	FCR	163.64	16.36	180.00				per hour	Minimum of 2 hours.
*DELETE* Private - total venue per 6 hours	FCR	654.55	65.45	720.00				per 6 hours	Maximum of 6 hours.
*DELETE* Single Room & Total Venue Hire									
*DELETE* Additional cleaning - Weekday	COST		10.0%	plus 10.0% GST		10.0%	plus 10.0% GST		Cleaning Mon - Fri

# FEES & CHARGES 2024/25

Fee / Charge	Pricing Policy Ref.	2023/24 Fee / Charge excl. GST	2023/24 GST	2023/24 Fee / Charge incl. GST	2024/25 Fee / Charge excl. GST	2024/25 GST	2024/25 Fee / Charge incl. GST	Fee Unit Rate	Supplementary Information
*DELETE* Additional Cleaning - Saturday	COST		10.0%	plus 10.0% GST		10.0%	plus 10.0% GST		Cleaning Sat
*DELETE* Additional cleaning - Sunday	COST		10.0%	plus 10.0% GST		10.0%	plus 10.0% GST		Cleaning Sun
*DELETE* Bond - Youth & Adult Parties		350.00	Exempt	350.00		Exempt			
*DELETE* Bond - Children's Parties & all other activities		180.00	Exempt	180.00		Exempt			
*DELETE* Cancellation Fee	COST	63.64	6.36	70.00					
*DELETE* Amusement Device less than 50m2	FCR	60.00	6.00	66.00					With venue hire.
*DELETE* Vaucluse Bowling Club									
*DELETE* Children's Parties (under 12 years) per session		181.82	18.18	200.00				per session	Maximum of 3.5 hours.
*DELETE* Private Function - per hour	FCR	110.91	11.09	122.00				per hour	Minimum of 2 hours.
*DELETE* Private Function - 6 hours	FCR	443.64	44.36	488.00				per 6 hours	Maximum of 6 hours.
*DELETE* Community/Arts/Recreation - Per hour (min 2 hours)	COST	44.55	4.45	49.00				per hour	Minimum of 2 hours.
*DELETE* Community/Arts/Recreation - Per exercise session	COST	66.36	6.64	73.00				per session	Maximum of 1.5 hours.
*DELETE* Community/Arts/Recreation - Per 6 hours	COST	178.18	17.82	196.00				per 6 hours	Maximum of 6 hours.
*DELETE* Community Group Not for Profit - Per hour (min 2 hours)	SUB	37.27	3.73	41.00				per hour	Minimum of 2 hours.
*DELETE* Community Group Not for Profit - Per 6 hours	SUB	149.09	14.91	164.00				per 6 hours	Maximum of 6 hours.
*DELETE* Daytime function in conjunction with use of bowling greens - per hour	FCR		10.0%	plus 10.0% GST		10.0%	plus 10.0% GST	per hour	Minimum of 2 hours.
*DELETE* Daytime function in conjunction with use of bowling greens - 6 hours	FCR	421.82	42.18	464.00					Maximum of 6 hours.
*DELETE* Drug and Alcohol Programs	SUB	15.45	1.55	17.00				per hour	Minimum 1.5 hours.
*DELETE* Additional Cleaning - Weekdays	COST		10.0%	plus 10.0% GST		10.0%	plus 10.0% GST		Cleaning Mon - Fri
*DELETE* Additional Cleaning - Saturday	COST		10.0%	plus 10.0% GST		10.0%	plus 10.0% GST		Cleaning - Sat



# FEES & CHARGES 2024/25

Fee / Charge	Pricing Policy Ref.	2023/24 Fee / Charge excl. GST	2023/24 GST	2023/24 Fee / Charge incl. GST	2024/25 Fee / Charge excl. GST	2024/25 GST	2024/25 Fee / Charge incl. GST	Fee Unit Rate	Supplementary Information
*DELETE* Additional Cleaning - Sunday	COST		10.0%	plus 10.0% GST		10.0%	plus 10.0% GST		Cleaning - Sun
*DELETE* Bond		350.00	Exempt	350.00		Exempt			
*DELETE* Cancellation Fee	COST	63.64	6.36	70.00					
*DELETE* The Drill Hall - 'Studio'									
*DELETE* Commercial usage (film shoots etc) - Per 6 hours	FCR	430.00	43.00	473.00				per 6 hours	Maximum of 6 hours.
*DELETE* Community/Arts/Recreation - Per Hour	COST	44.55	4.45	49.00				per hour	Minimum of 2 hours.
*DELETE* Community/Arts/Recreation - Per exercise session	COST	66.82	6.68	73.50				per session	Maximum of 1.5 hours.
*DELETE* Community/Arts/Recreation - Per 6 hours	COST	178.18	17.82	196.00				per 6 hours	Maximum of 6 hours.
*DELETE* Rehearsal Session (3 hours for a minimum of 5 sessions)	COST	66.36	6.64	73.00				per session	Not for profit amateur companies only.
*DELETE* Rehearsal / Performance Development - Per day	COST	216.36	21.64	238.00				per day	Maximum of 12 hours.
*DELETE* Rehearsal / Performance Development - Per week	COST	906.36	90.64	997.00				per week	5 - 7 consecutive days.
*DELETE* Community Groups Not for Profit - Per hour	SUB	37.27	3.73	41.00				per hour	Minimum of 2 hours.
*DELETE* Community Groups Not for Profit - Per 6 hours	SUB	149.09	14.91	164.00				per 6 hours	Maximum of 6 hours.
*DELETE* Drug and Alcohol Programs	SUB	15.45	1.55	17.00				per hour	
*DELETE* Additional Cleaning - Weekdays	COST		10.0%	plus 10.0% GST		10.0%	plus 10.0% GST		Cleaning Mon - Fri
*DELETE* Additional Cleaning - Saturday	COST		10.0%	plus 10.0% GST		10.0%	plus 10.0% GST		Cleaning in Sat
*DELETE* Additional Cleaning - Sunday	COST		10.0%	plus 10.0% GST		10.0%	plus 10.0% GST		Cleaning Sun
*DELETE* Bond		200.00	Exempt	200.00		Exempt			per cupboard per term (quarter) or part thereof.
*DELETE* Cancellation Fee	COST	63.64	6.36	70.00					
*DELETE* Canonbury Cottage									
*DELETE* Community/Arts/Recreation - Per hour (min 2 hours)	COST	35.45	3.55	39.00				per hour	Minimum of 2 hours.

# FEES & CHARGES 2024/25

Fee / Charge	Pricing Policy Ref.	2023/24 Fee / Charge excl. GST	2023/24 GST	2023/24 Fee / Charge incl. GST	2024/25 Fee / Charge excl. GST	2024/25 GST	2024/25 Fee / Charge incl. GST	Fee Unit Rate	Supplementary Information
*DELETE* Community/Arts/Recreation - Per exercise session	COST	53.18	5.32	58.50				per session	Maximum of 1.5 hours.
*DELETE* Community/Arts/Recreation - Per 6 hours	COST	141.82	14.18	156.00				per 6 hours	Maximum of 6 hours.
*DELETE* Community Group Not for Profit - Per hour (min 2 hours)	SUB	21.82	2.18	24.00				per hour	Minimum of 2 hours.
*DELETE* Community Group Not for Profit - Per 6 hours	SUB	87.27	8.73	96.00				per 6 hours	Maximum of 6 hours.
*DELETE* Drug and Alcohol Programs	SUB	15.45	1.55	17.00				per hour	Minimum of 1.5 hours.
*DELETE* Private - per hour	FCR	97.27	9.73	107.00				per hour	Minimum of 2 hours.
*DELETE* Private - per 6 hours	FCR	389.09	38.91	428.00				per 6 hours	Maximum of 6 hours.
*DELETE* Community/Art/Recreation - Per day (upstairs offices)	COST	30.91	3.09	34.00				per day	Maximum of 12 hours.
*DELETE* Community/Art/Recreation - Per week (small upstairs office)	COST	112.73	11.27	124.00				5-7 consecutive days	5-7 consecutive days.
*DELETE* Community/Art/Recreation - Per week (large upstairs office)	COST	148.18	14.82	163.00				5-7 consecutive days	5-7 consecutive days.
*DELETE* Ceremonies - weddings naming christening wakes etc.	FCR	145.45	14.55	160.00				per hour	Minimum of 2 hours.
*DELETE* Social Events - picnics birthdays reunions family gathering	FCR	81.82	8.18	90.00				per hour	Minimum of 2 hours.
*DELETE* Additional Cleaning - Weekdays	COST		10.0%	plus 10.0% GST		10.0%	plus 10.0% GST		Cleaning Mon - Fri
*DELETE* Additional Cleaning - Saturday	COST		10.0%	plus 10.0% GST		10.0%	plus 10.0% GST		Cleaning Sat
*DELETE* Additional Cleaning - Sunday	COST		10.0%	plus 10.0% GST		10.0%	plus 10.0% GST		Cleaning Sun
*DELETE* Bond		180.00	Exempt	180.00		Exempt			
*DELETE* Cancellation Fee	COST	63.64	6.36	70.00					
* Note - Additional charges apply for temporary amusement devices									Refer to Parks & Reserves - Amusement Devices for charges.
EJ Ward									
*DELETE* Under 12 years - Birthday Parties	FCR	134.55	13.45	148.00				per session	Maximum of 3.5 hours.

# FEES & CHARGES 2024/25

Fee / Charge	Pricing Policy Ref.	2023/24 Fee / Charge excl. GST	2023/24 GST	2023/24 Fee / Charge incl. GST	2024/25 Fee / Charge excl. GST	2024/25 GST	2024/25 Fee / Charge incl. GST	Fee Unit Rate	Supplementary Information
*DELETE* Community/Arts/Recreation - Per hour	COST	35.45	3.55	39.00				per hour	Minimum of 2 hours.
*DELETE* Community/Arts/Recreation - Per exercise session	COST	53.18	5.32	58.50				per session	Maximum of 1.5 hours.
*DELETE* Community/Arts/Recreation - Per 6 hours	COST	141.82	14.18	156.00				per 6 hours	Maximum of 6 hours.
*DELETE* Community Group, Not for Profit - Per hour	SUB	26.82	2.68	29.50				per hour	Minimum of 2 hours.
*DELETE* Community Group, Not for Profit - Per 6 hours	SUB	107.27	10.73	118.00				per 6 hours	Maximum 6 hours.
*DELETE* Community/Arts Groups - Per hour (upstairs offices East side)	COST	14.55	1.45	16.00				per hour	Minimum of 2 hours.
*DELETE* Community/Arts Groups - Per day (upstairs offices East side)	COST	71.82	7.18	79.00				per day	Maximum 12 hours.
*DELETE* Community/Arts Groups - Per week (upstairs offices East side)	COST	199.09	19.91	219.00				5-7 consecutive days	5-7 consecutive days.
*DELETE* Community/Arts Groups - Per day (West side)	COST	43.64	4.36	48.00				per day	Maximum 12 hours
*DELETE* Community/Arts Groups - Per week (West side)	COST	170.91	17.09	188.00				5-7 consecutive days	5- 7 consecutive days
*DELETE* Community/Arts groups – Per week - large upstairs office (East Side)	COST	300.00	30.00	330.00				5-7 consecutive days	5- 7 consecutive days
*DELETE* Drug and Alcohol Programs	SUB	15.45	1.55	17.00	15.45			per hour	1.5 hours minimum.
*DELETE* Private - per hour	FCR	52.73	5.27	58.00				per hour	Minimum of 2 hours.
*DELETE* Private - Per 6 hours	FCR	210.91	21.09	232.00				per 6 hours	Maximum of 6 hours.
*DELETE* Additional Cleaning - Weekdays	COST		10.0%	plus 10.0% GST		10.0%	plus 10.0% GST		Cleaning Mon - Fri
*DELETE* Additional Cleaning - Saturday	COST		10.0%	plus 10.0% GST		10.0%	plus 10.0% GST		Cleaning Sat
*DELETE* Additional Cleaning - Sunday	COST		10.0%	plus 10.0% GST		10.0%	plus 10.0% GST		Cleaning Sun
*DELETE* Bond		180.00	Exempt	180.00	180.00	Exempt	180.00		
*DELETE* Cancellation fee	COST	63.64	6.36	70.00					
The Bay Room - Cosmopolitan									
*DELETE* Private - per hour (min 2 hrs)	FCR	110.91	11.09	122.00				per hour	Minimum of 2 hours.

# FEES & CHARGES 2024/25

Fee / Charge	Pricing Policy Ref.	2023/24 Fee / Charge excl. GST	2023/24 GST	2023/24 Fee / Charge incl. GST	2024/25 Fee / Charge excl. GST	2024/25 GST	2024/25 Fee / Charge incl. GST	Fee Unit Rate	Supplementary Information
*DELETE* Private - per 6 hours	FCR	443.64	44.36	488.00				per 6 hours	Maximum of 6 hours.
*DELETE* Community/Arts/Recreation - Per hour (min 2 hours)	COST	44.55	4.45	49.00				per hour	Minimum of 2 hours.
*DELETE* Community/Arts/Recreation - Per exercise session	COST	66.82	6.68	73.50				per session	Maximum of 1.5 hours.
*DELETE* Community/Arts/Recreation - Per 6 hours	COST	178.18	17.82	196.00				per 6 hours	Maximum of 6 hours.
*DELETE* Community Group Not for Profit - Per hour (min 2 hours)	SUB	37.27	3.73	41.00				per hour	Minimum of 2 hours.
*DELETE* Community Group Not for Profit - Per 6 hours	SUB	149.09	14.91	164.00				per 6 hours	Maximum of 6 hours.
*DELETE* Drug and Alcohol Programs	SUB	15.45	1.55	17.00				per hour	Minimum of 1.5 hours.
*DELETE* Projector hire - daily rate	COST	45.45	4.55	50.00				per day	Minimum of 1 day.
*DELETE* Projector hire - weekly rate	COST	181.82	18.18	200.00				per week	Minimum of 1 week.
*DELETE* Additional Cleaning - Weekdays	COST		10.0%	plus 10.0% GST		10.0%	plus 10.0% GST		Cleaning Mon - Fri
*DELETE* Additional Cleaning - Saturday	COST		10.0%	plus 10.0% GST		10.0%	plus 10.0% GST		Cleaning Sat
*DELETE* Additional Cleaning - Sunday	COST		10.0%	plus 10.0% GST		10.0%	plus 10.0% GST		Cleaning Sun
*DELETE* Bond		180.00	Exempt	180.00		Exempt			
*DELETE* Cancellation Fee	COST	63.64	6.36	70.00					
Sherbrooke Hall									
*DELETE* Children's Parties (under 12 years)	FCR	181.82	18.18	200.00				per session	Maximum of 3.5 hours.
*DELETE* Community/Arts/Recreation - Per hour (min 2 hours)	COST	44.55	4.45	49.00				per hour	Minimum of 2 hours.
*DELETE* Community/Arts/Recreation - Per exercise session	COST	66.82	6.68	73.50				per session	Maximum of 1.5 hours.
*DELETE* Community/Arts/Recreation - Per 6 hours	COST	178.18	17.82	196.00				per 6 hours	Maximum of 6 hours.
*DELETE* Community Group Not for Profit - Per hour (min 2 hours)	SUB	37.27	3.73	41.00				per hour	Minimum of 2 hours.
*DELETE* Community Group Not for Profit - Per 6 hours	SUB	149.09	14.91	164.00				per 6 hours	Maximum of 6 hours.

# FEES & CHARGES 2024/25

Fee / Charge	Pricing Policy Ref.	2023/24 Fee / Charge excl. GST	2023/24 GST	2023/24 Fee / Charge incl. GST	2024/25 Fee / Charge excl. GST	2024/25 GST	2024/25 Fee / Charge incl. GST	Fee Unit Rate	Supplementary Information
*DELETE* Drug and Alcohol Programs	SUB	15.45	1.55	17.00				per hour	Minimum 1.5 hours.
*DELETE* Private - per hour (min 2 hrs)	FCR	110.91	11.09	122.00				per hour	Minimum of 2 hours.
*DELETE* Private - per 6 hours	FCR	443.64	44.36	488.00				per 6 hours	Maximum of 6 hours.
*DELETE* Cancellation Fee	COST	63.64	6.36	70.00					
*DELETE* Additional Cleaning - Weekdays	COST		10.0%	plus 10.0% GST		10.0%	plus 10.0% GST		Cleaning Mon - Fri
*DELETE* Additional Cleaning - Saturday	COST		10.0%	plus 10.0% GST		10.0%	plus 10.0% GST		Cleaning Sat
*DELETE* Additional Cleaning - Sunday	COST		10.0%	plus 10.0% GST		10.0%	plus 10.0% GST		Cleaning Sun
*DELETE* Bond - Youth & Adult Parties	FCR	350.00	Exempt	350.00		Exempt			
*DELETE* Bond - Children's Parties & all other activities	FCR	180.00	Exempt	180.00		Exempt			
All Venues with Lockers									
*DELETE* Storage locker hire - small	COST	48.18	4.82	53.00				per hiring term	
*DELETE* Storage locker hire - medium	COST	61.82	6.18	68.00				per hiring term	
*DELETE* Storage locker hire - large	COST	76.36	7.64	84.00				per hiring term	
Art Gallery Exhibitions									
Gallery1 Community Org/ Group Exh/ Indiv Artist	SUB	593.64	59.36	653.00	500.00	50.00	550.00	per week	
Galleries 2,3,4 Community Org/ Group Exh/ Indiv Artist	SUB	247.27	24.73	272.00	227.27	22.73	250.00	per gallery per week	
All Galleries booked (1,2,3 and 4) Community Org/ Group Exh/ Indiv	SUB	1,330.00	133.00	1,463.00	1,090.91	109.99	1,200.00	per week	
Events									
Community/ Educational									
Small Organisation - Weekday Hire	SUB	95.45	9.55	105.00	100.00	10.00	110.00	per hour	Hire of Gallery, After Hours for filming or events with a staff member present and min 4 Hour Booking
Small Organisation - Weekend Hire	SUB	142.73	14.27	157.00	149.09	14.09	164.00	per hour	Hire of Gallery, After Hours for filming or events with a staff

# FEES & CHARGES 2024/25

Fee / Charge	Pricing Policy Ref.	2023/24 Fee / Charge excl. GST	2023/24 GST	2023/24 Fee / Charge incl. GST	2024/25 Fee / Charge excl. GST	2024/25 GST	2024/25 Fee / Charge incl. GST	Fee Unit Rate	Supplementary Information
									member present and min 4 Hour Booking
Med-Large Organisation - Weekday Hire	SUB	236.36	23.64	260.00	247.27	24.73	272.00	per hour	Hire of Gallery, After Hours for filming or events with a staff member present and min 4 Hour Booking
Med-Large Organisation - Weekend Hire	SUB	286.36	28.64	315.00	300.00	30.00	330.00	per hour	Hire of Gallery, After Hours for filming or events with a staff member present and min 4 Hour Booking
<b>Corporate Rates</b>									
Small Business - Weekday Hire	FCR	95.45	9.55	105.00	118.18	11.82	130.00	per hour	Small Business defined as annual turnover under 10 Million dollars. Hire of Gallery, After Hours for filming or events with a staff member present and min 4 Hour Booking
Small Business - Weekend Hire	FCR	142.73	14.27	157.00	163.64	16.36	180.00	per hour	Small Business defined as annual turnover under 10 Million dollars. Hire of Gallery, After Hours for filming or events with a staff member present and min 4 Hour Booking
Medium Business - Weekday Hire	FCR	236.36	23.64	260.00	263.64	26.36	290.00	per hour	Medium Business defined as annual turnover between 10 and 20 Million dollars. Hire of Gallery, After Hours for filming or events with a staff member present and min 4 Hour Booking
Medium Business - Weekend Hire	FCR	286.36	28.64	315.00	327.27	32.73	360.00	per hour	Medium Business defined as annual



# FEES & CHARGES 2024/25

Fee / Charge	Pricing Policy Ref.	2023/24 Fee / Charge excl. GST	2023/24 GST	2023/24 Fee / Charge incl. GST	2024/25 Fee / Charge excl. GST	2024/25 GST	2024/25 Fee / Charge incl. GST	Fee Unit Rate	Supplementary Information
									turnover between 10 and 20 Million dollars. Hire of Gallery, After Hours for filming or events with a staff member present and min 4 Hour Booking
Large Business - Weekday Hire	FCR	477.27	47.73	525.00	500.00	50.00	550.00	per hour	Large Business defined as annual turnover in excess of 20 Million dollars. Hire of Gallery, After Hours for filming or events with a staff member present and min 4 Hour Booking
Large Business - Weekend Hire	FCR	522.73	52.27	575.00	545.45	54.55	600.00	per hour	Large Business defined as annual turnover in excess of 20 Million dollars. Hire of Gallery, After Hours for filming or events with a staff member present and min 4 Hour Booking
Additional Cleaning Monday - Friday (in addition to standard schedule)	COST	Charge at Cost	10.0%	Charge at Cost plus 10.0% GST	Charge at Cost	10.0%	Charge at Cost plus 10.0% GST		
Additional Cleaning weekend (in addition to standard schedule)	COST	Charge at Cost	10.0%	Charge at Cost plus 10.0% GST	Charge at Cost	10.0%	Charge at Cost plus 10.0% GST		
Bond	COST	310.00	Exempt	310.00	310.00	Exempt	310.00		
Cancellation Fee more than 60 days	COST		10.0%	plus 10.0% GST		10.0%	plus 10.0% GST	50% of hire fee	
Cancellation Fee less than 60 days	COST		10.0%	plus 10.0% GST		10.0%	plus 10.0% GST	full hire fee	
<b>*DELETE*</b> Woollahra Gallery at Redleaf Lower Ground Hire Spaces									
<b>*DELETE*</b> Small room 1 - Community Group, Not for Profit - per hour (min 2 hrs)	SUB	20.91	2.09	23.00				per hour	Minimum of 2 hours.

# FEES & CHARGES 2024/25

Fee / Charge	Pricing Policy Ref.	2023/24 Fee / Charge excl. GST	2023/24 GST	2023/24 Fee / Charge incl. GST	2024/25 Fee / Charge excl. GST	2024/25 GST	2024/25 Fee / Charge incl. GST	Fee Unit Rate	Supplementary Information
*DELETE* Small room 1 - Community Group, Not for Profit - per 6 hours	SUB	83.65	8.36	92.00				per 6 hours	Maximum of 6 hours.
*DELETE* Small room 1 - Community/Arts/Recreation - per hour (min 2 hrs)	COST	35.45	3.55	39.00				per hour	Minimum of 2 hours.
*DELETE* Small room 1 - Community/Arts/Recreation - per 6 hours	COST	141.82	14.18	156.00				per 6 hours	Maximum of 6 hours.
*DELETE* Small room 1 - Private - per hour (min 2hrs)	FCR	60.00	6.00	66.00				per hour	Minimum of 2 hours.
*DELETE* Small room 1 - Private - per 6 hours	FCR	240.00	24.00	264.00				per 6 hours	Maximum of 6 hours.
*DELETE* Large room 5/6 - Community Group, Not for Profit - per hour (min 2 hrs)	SUB	27.27	2.73	30.00				per hour	Minimum of 2 hours.
*DELETE* Large room 5/6 - Community Group, Not for Profit - per 6 hours	SUB	109.09	10.91	120.00				per 6 hours	Maximum of 6 hours.
*DELETE* Large room 5/6 - Community/Arts/Recreation - per hour (min 2 hrs)	COST	35.45	3.55	39.00				per hour	Minimum of 2 hours.
*DELETE* Large room 5/6 - Community/Arts/Recreation - per session	COST	53.18	5.32	58.50				per session	Maximum of 1.5 hours.
*DELETE* Large room 5/6 - Community/Arts/Recreation - per 6 hours	COST	141.82	14.18	156.00				per 6 hours	Maximum of 6 hours.
*DELETE* Large room 5/6 - Private - per hour (min 2 hrs)	FCR	99.09	9.91	109.00				per hour	Minimum of 2 hours.
*DELETE* Verandah - Community Group, Not for Profit - per hour (min 2 hrs)	SUB	27.27	2.73	30.00				per hour	Minimum of 2 hours.
*DELETE* Verandah - Community Group, Not for Profit - per 6 hours	SUB	109.09	10.91	120.00				per 6 hours	Maximum of 6 hours.
*DELETE* Verandah - Community/Arts/Recreation - per hour (min 2 hrs)	COST	35.45	3.55	39.00				per hour	Minimum of 2 hours.
*DELETE* Verandah - Community/Arts/Recreation - per session	COST	53.18	5.32	58.50				per session	Maximum of 1.5 hours.

# FEES & CHARGES 2024/25

Fee / Charge	Pricing Policy Ref.	2023/24 Fee / Charge excl. GST	2023/24 GST	2023/24 Fee / Charge incl. GST	2024/25 Fee / Charge excl. GST	2024/25 GST	2024/25 Fee / Charge incl. GST	Fee Unit Rate	Supplementary Information
*DELETE* Verandah - Community/Arts/Recreation - per 6 hours	COST	141.82	14.18	156.00				per 6 hours	Maximum of 6 hours.
*DELETE* Verandah - Private - per hour (min 2hrs)	FCR	100.00	10.00	110.00				per hour	Minimum of 2 hours.
*DELETE* Verandah - Private - per 6 hours	FCR	400.00	40.00	440.00				per 6 hours	Maximum of 6 hours.
*DELETE* All ground floor hire spaces - 10% of room hire cost		10.0%	plus 10.0% GST			10.0%	plus 10.0% GST		
*DELETE* Additional Cleaning - Weekdays	COST	Charge at Cost	10.0%	Charge at Cost plus 10.0% GST	Charge at Cost	10.0%	Charge at Cost plus 10.0% GST		Cleaning in addition to standard schedule
*DELETE* Additional Cleaning - Saturday	COST	Charge at Cost	10.0%	Charge at Cost plus 10.0% GST	Charge at Cost	10.0%	Charge at Cost plus 10.0% GST		Cleaning in addition to standard schedule
*DELETE* Additional Cleaning - Sunday	COST	Charge at Cost	10.0%	Charge at Cost plus 10.0% GST	Charge at Cost	10.0%	Charge at Cost plus 10.0% GST		Cleaning in addition to standard schedule
*DELETE* Bond	COST	180.00	Exempt	180.00		Exempt			
*DELETE* Cancellation fee	COST	63.64	6.36	70.00					
Podcasting / Video Editing Room - Community	COST	34.55	3.45	38.00	36.36	3.64	40.00	per hour	
Podcasting / Video Editing Room - Commercial	FCR	54.55	5.45	60.00	57.27	5.73	63.00	per hour	
Woollahra Library									
Event Space - Room 1 - Commercial/Business	COST	83.64	8.36	92.00	87.27	8.73	96.00	per hour	
Event Space - Room 1 - Not for Profit/Community	SUB	41.82	4.18	46.00	43.64	4.36	48.00	per hour	
Event Space - Room 2 - Commercial/Business	COST	83.64	8.36	92.00	87.27	8.73	96.00	per hour	
Event Space - Room 2 - Not for Profit/Community	SUB	41.82	4.18	46.00	43.64	4.36	48.00	per hour	
Event Space - Room 1 & 2 - Commercial/Business	COST	127.27	12.73	140.00	132.73	13.27	146.00	per hour	Fee is for booking of both rooms in one booking.
Event Space - Room 1 & 2 - Not for Profit/Community	SUB	63.64	6.36	70.00	66.36	6.64	73.00	per hour	Fee is for booking of both rooms in one booking.
Technology Room - Commercial/Business	COST	76.36	7.64	84.00	80.00	8.00	88.00	per hour	

# FEES & CHARGES 2024/25

Fee / Charge	Pricing Policy Ref.	2023/24 Fee / Charge excl. GST	2023/24 GST	2023/24 Fee / Charge incl. GST	2024/25 Fee / Charge excl. GST	2024/25 GST	2024/25 Fee / Charge incl. GST	Fee Unit Rate	Supplementary Information
Technology Room - Not for Profit/Community	SUB	38.18	3.82	42.00	40.00	4.00	44.00	per hour	
Balcony Hire - Not for profit	SUB	19.09	1.91	21.00	20.00	2.00	22.00	per hour	
Balcony Hire - Commercial	COST	38.18	3.82	42.00	40.00	4.00	44.00	per hour	
Library Hire for Filming - Commercial	COST	285.45	28.55	314.00	298.18	29.82	328.00	per hour	
Library Hire for Filming - Not for profit	SUB	142.73	14.27	157.00	149.09	14.91	164.00	per hour	
After Hours Venue Assistance (Monday - Friday)		22.73	2.27	25.00	24.55	2.45	27.00	per half hour	per half hour or part thereof
After Hours Venue Assistance (Saturday) NEW		27.27	2.73	30.00	29.09	2.91	32.00	per half hour	per half hour or part thereof
After Hours Venue Assistance (Sunday) NEW		31.82	3.18	35.00	33.64	3.36	37.00	per half hour	per half hour or part thereof
<b>WASTE SERVICES</b>									
Domestic Waste Management Charge (includes Domestic Waste Green Waste Clean Up and Recycling Collections)	COST	609.20	Exempt	609.20	638.30	Exempt	638.30	per year	This charge is calculated based on the 'Reasonable Cost' of providing the service.
Domestic Waste - Additional 120L bin. Additional Service Charge	COST	761.50	Exempt	761.50	797.90	Exempt	797.90	per year	
Domestic Waste - Upgrade bin to 140L. Additional Service Charge	COST	612.59	Exempt	612.59	645.00	Exempt	645.00	per year	
Green Waste - Additional Service Charge	COST	395.36	Exempt	395.36	415.00	Exempt	415.00	per year	
Bin Repair or NEW Part:									
Lid	COST	32.03	Exempt	32.03	33.50	Exempt	33.50	per part	
Wheel	COST	18.00	Exempt	18.00	18.85	Exempt	18.85	per part	
Axle	COST	23.64	Exempt	23.64	24.70	Exempt	24.70	per part	
Bin Supply or replacement									
240 litre	COST	113.80	Exempt	113.80	118.95	Exempt	118.95	per bin	
140 litre	COST	103.15	Exempt	103.15	107.80	Exempt	107.80	per bin	
120 litre	COST	99.00	Exempt	99.00	103.50	Exempt	103.50	per bin	

# FEES & CHARGES 2024/25

Fee / Charge	Pricing Policy Ref.	2023/24 Fee / Charge excl. GST	2023/24 GST	2023/24 Fee / Charge incl. GST	2024/25 Fee / Charge excl. GST	2024/25 GST	2024/25 Fee / Charge incl. GST	Fee Unit Rate	Supplementary Information
55 litre Recycling Crate	COST	23.64	Exempt	23.64	24.70	Exempt	24.70	per bin	
55 litre Recycling Crate	COST	17.17	Exempt	17.17	18.00	Exempt	18.00	per crate	
<b>Domestic Waste Carry Out Service:</b>									
55 litre (normally twice weekly service)	SUB	1.66	Exempt	1.66	1.75	Exempt	1.75	per service	Service only available (on application) to the aged or infirm.
120 litre (normally once weekly service)	SUB	2.27	Exempt	2.27	2.40	Exempt	2.40	per service	Service only available (on application) to the aged or infirm.
140 litre (normally once weekly service)	SUB	3.25	Exempt	3.25	3.40	Exempt	3.40	per service	Service only available (on application) to the aged or infirm.
240 litre (normally once weekly service)	SUB	4.85	Exempt	4.85	5.10	Exempt	5.10	per service	Service only available (on application) to the aged or infirm.
<b>Special Events</b>									
<b>Bins for Special Events</b>									
- Administration Pick up & delivery fee (1 - 5 bins)	FCR	93.45	9.35	102.80	97.68	9.77	107.45	per event	
- Administration Pick up & delivery fee (> 5 bins)	FCR	118.64	11.86	130.50	124.00	12.40	136.40	per event	
- Bin Fee	FCR	24.91	2.49	27.40	26.05	2.60	28.65	per 240l bin	
Garden Refuse Greencart Service Excess	COST	12.57	Exempt	12.57	13.15	Exempt	13.15	per bin	Per extra bin - To be imposed by the purchase of excess garbage stickers.
55 litre organics bin with lid	COST	51.40	Exempt	51.40	53.75	Exempt	53.75	per bin	Available for organics collection service.
<b>Composting</b>									
Large Worm Farm	SUB	31.82	3.18	35.00	34.55	3.45	38.00	per farm	
Worms (500)	SUB	20.00	2.00	22.00	21.82	2.18	24.00		
Worms (1000)	SUB	26.36	2.64	29.00	28.64	2.86	31.50		
Small Compost Bin	SUB	19.55	1.95	21.50	21.36	2.14	23.50	per bin	
Compost Bin (220L) Large	SUB	22.68	2.27	24.95	24.55	2.45	27.00	per bin	
Small in-ground compost bin	SUB	144.55	14.45	159.00	155.00	15.50	170.50	per bin	
Large in-ground compost bin	SUB	208.64	20.86	229.50	224.09	22.41	246.50	per bin	
Compost Stirrer	SUB	8.18	0.82	9.00	8.82	0.88	9.70	per stirrer	
Large Tumbling Compost Bin	SUB	170.00	17.00	187.00	182.27	18.23	200.50	per bin	
Medium Tumbling Compost Bin	SUB	126.82	12.68	139.50	136.36	13.64	150.00	per bin	
Small worm farm	SUB	26.36	2.64	29.00	28.64	2.86	31.50	per farm	
*NEW* Worms (1,000) for Subpod	SUB				26.36	2.64	29.00		*NEW*

# FEES & CHARGES 2024/25

Fee / Charge	Pricing Policy Ref.	2023/24 Fee / Charge excl. GST	2023/24 GST	2023/24 Fee / Charge incl. GST	2024/25 Fee / Charge excl. GST	2024/25 GST	2024/25 Fee / Charge incl. GST	Fee Unit Rate	Supplementary Information
*NEW* Worms (2,000) for Subpod	SUB				53.64	5.36	59.00		*NEW*
*NEW* Aerator for Subpod	SUB				8.18	0.82	9.00		*NEW*
Booked Household Goods Collection (e.g. Coffee table clothes dryer microwave lounge wardrobe hot water service refrigerator washing machine bed mattress)	FCR	52.25	Exempt	52.25	54.60	Exempt	54.60	per item	
<b>WATER SYSTEMS REGISTRATION</b>									
Registration of water-cooling & warm water systems	FCR	107.00	Exempt	107.00	111.85	Exempt	111.85	per lodgement	
Inspections up to 30 Minutes in duration (including travelling)	FCR	104.00	Exempt	104.00	108.70	Exempt	108.70	per inspection up to 30 mins	
Inspections over 30 Minutes in duration (including travelling)	FCR	199.00	Exempt	199.00	208.00	Exempt	208.00	per hour or part hour over 30 mins	

# Woollahra Municipal Council



536 New South Head Road,  
Double Bay NSW 2028

[woollahra.nsw.gov.au](http://woollahra.nsw.gov.au)

T: 02 9391 7000

E: [records@woollahra.nsw.gov.au](mailto:records@woollahra.nsw.gov.au)