



RETAINING WALLS

RETAINING WALL/CLIFFS USED AS PART OF A BARRIER WITHIN THE PROPERTY

Stairs/ramps providing access to or from the pool are required to be provided with a fence and gate in accordance with barrier requirements.

RECOMMENDED ON TOP OF WALL/CLIFF TO PREVENT FALLS

Where the retaining wall/cliff has a height of 1000mm or higher, a minimum 1000mm high safety fence/balustrade should be provided to prevent falls from the retaining wall/cliff.

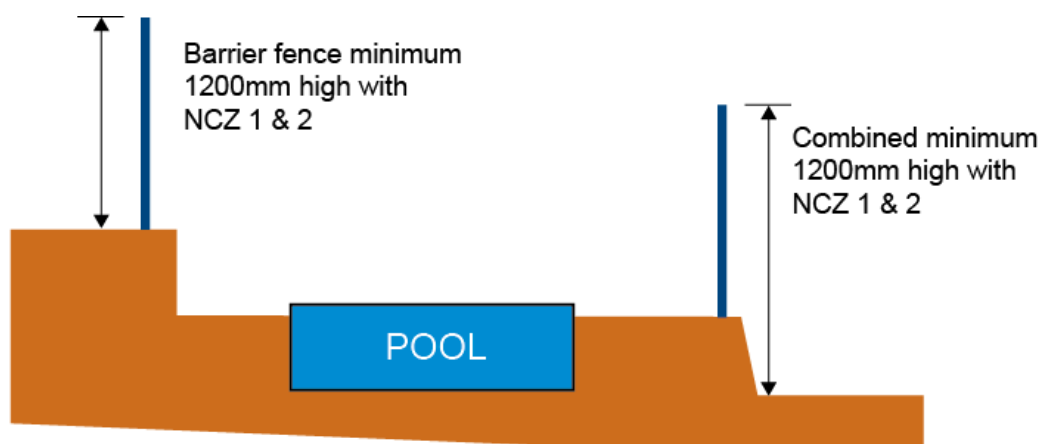
USE OF RETAINING WALL/CLIFF LESS THAN 1200MM HIGH

Barrier above pool

- Retaining wall/cliff slope is not greater than 15 degrees.
- Fence barrier on top of wall/cliff minimum 1200mm high with NCZ 1 and 2 in accordance with fencing requirements of part 2.3 of *AS1926.1 – 2012: Safety barriers for swimming pools*.

Barrier below pool

- Retaining wall/cliff slope not greater than 15 degrees.
- Retaining wall-cliff-fence barrier combination:
 - Combination of wall/cliff and fence to achieve minimum 1200mm high barrier with NCZ 1 and 2 in accordance with fencing requirements of part 2.3 of *AS1926.1 – 2012*.
 - Fence on top of wall to be of a height for safety and not to cause a trip hazard.

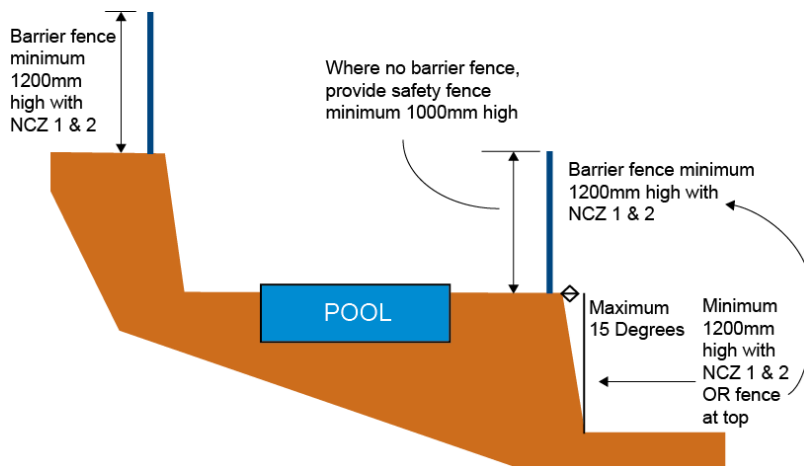


RETAINING WALLS

USE OF RETAINING WALL/CLIFF BETWEEN 1200MM TO 1800MM HIGH

Barrier above pool

- Retaining wall/cliff slope is not greater than 15 degrees.
- Barrier fence on top of wall/cliff minimum 1200mm high with NCZ 1 and 2 in accordance with fencing requirements of part 2.3 of *AS1926.1 – 2012*.



Barrier below pool

- Retaining wall/cliff slope not greater than 15 degrees.
- Retaining wall/cliff barrier minimum 1200mm high with NCZ 1 and 2 in accordance with fencing requirements of part 2.3 of *AS1926.1 – 2012*.
- Alternative barrier fence on top of wall/cliff minimum 1200mm high with NCZ 1 and 2 in accordance with fencing requirements of part 2.3 of *AS1926.1 – 2012*.

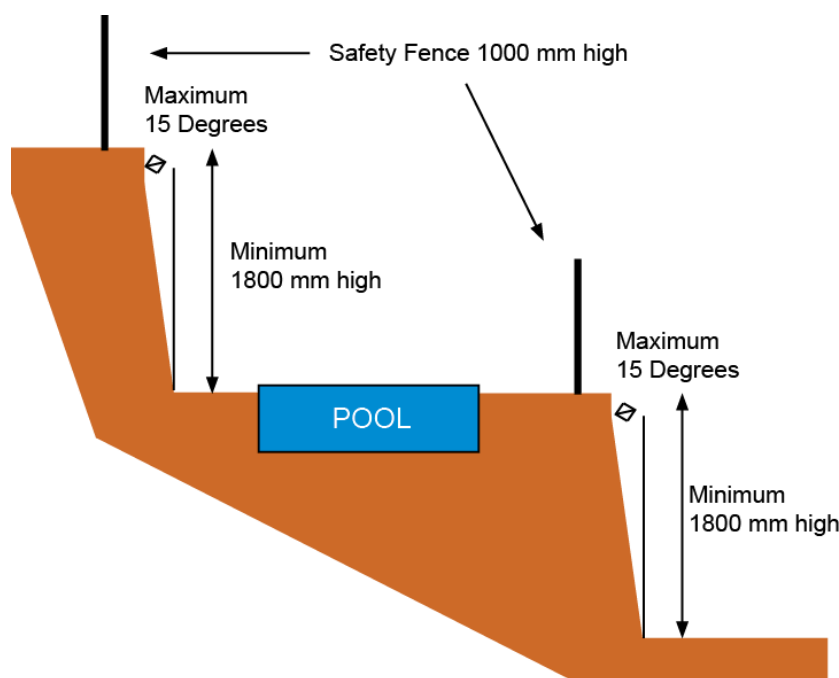
USE OF RETAINING WALL/CLIFF 1800MM HIGH OR GREATER

Barrier above pool

- Retaining wall/cliff slope is not greater than 15 degrees.
- Non climbable zone does not apply.

Barrier below pool

- Retaining wall/cliff slope is not greater than 15 degrees.
- Surface projects must comply with clause 2.3.3 of *AS1926.1 – 2012*.



Where a barrier intersects a retaining wall, the barrier shall be extended 900mm beyond retaining wall.

Refer to *AS1926.1 – 2012* for more information.