

Remember to use your recycling bins as usual



Recycle glass, steel, aluminium and plastics (1-7) in your black crate

Recycle paper, cardboard, milk and juice cartons in your blue crate

Council also encourages the use of a compost bin or worm farm at home to become the ultimate environmentally friendly household


Dispose only waste that **cannot be recycled** by any other means in your red-lid garbage bin like nappies and polystyrene foam.



All bins will continue to be picked up on your regular collection day



For more information please visit our website: www.woollahra.nsw.gov.au or phone **9391 7000**.




Woollahra Municipal Council

536 New South Head Road
Double Bay NSW 2028

Tel: (02) 9391 7000 Fax: (02) 9391 7044

E-mail address: records@woollahra.nsw.gov.au

Printed on recycled paper. September 2008



Woollahra
Municipal
Council



Kitchen to Compost

- **Divert waste from landfill**
- **Recycle food scraps in your garden bin**
- **Create rich compost for our soils**

Kitchen to Compost – Choose to Reduce Waste

Around 40% of waste in your garbage bin is food!

Our **Kitchen to Compost** service is the next step in recycling and aims to recover food scraps for composting instead of sending them to landfill.

You can now place all your food scraps into your green garden bin for recycling. This is your chance to help the environment and reduce more waste than ever before.



Food scrap organics



Garden organics



Please take the time to read this guide and see how easy and important it is to recycle your food scraps.

The Kitchen to Compost service will help to reduce the impact our food waste has on the environment. Here's how:

1. Recycling food waste reduces greenhouse gases

Landfills are a major contributor to global warming as rotting organic matter creates methane, a greenhouse gas 20 times stronger than carbon dioxide. This makes landfills one of the largest man-made producers of methane on the planet!

Let's cut greenhouse emissions by recycling and keeping organic matter out of landfill!



2. Food organics will be recycled into compost

Compost is such a vital part of maintaining healthy and productive soils. It's nature's way of recycling nutrients back to the earth.

Instead of dumping organic matter in landfills, let's save landfill space by separating our food scraps for composting and give something back to our earth.



3. Minimise the impacts of landfills

Organic run-off mixed with other toxic substances in landfills contaminate ground, air and water supplies and continue to do so long after being buried.

Let's maintain the health of the environment by managing our organics more sustainably.

Recycling your food scraps is easy

You can recycle all your food scraps, spoils and leftovers such as:

- ✓ Fruit and vegetable scraps
- ✓ Meat, fish scraps and bones
- ✓ Egg shells
- ✓ Dairy products (cheese, yoghurt)
- ✓ Bread, pasta, rice, cereal
- ✓ Tea bags/coffee grounds
- ✓ Out of date food
- ✓ Confectionery
- ✓ Processed food

Important:

Do not place food into plastic bags. They interfere with the recycling process and cannot be accepted.

Option:

Use newspaper to line your kitchen organics bin or wrap food scraps if preferred.



- 1. Use your kitchen organics bin to collect food scraps. The bin may be lined with newspaper.**
- 2. Once full, transfer the food scraps straight into your green garden bin along with your garden organics.**
- 3. As usual, place your green garden bin at the kerb on the evening before your weekly collection.**

Tips:

- Keep meat/fish scraps sealed in a container in the freezer until the night before collection to avoid odours and pests.
- Wrapping your food scraps in newspaper or layering food with garden organics will reduce odours and pests.
- To clean your kitchen tidy bin, soak in warm water or place in the dishwasher.
- Add some bicarbonate soda to the bottom of your kitchen and garden bins to absorb liquids and odours.

Did you know that every tonne of organic waste kept out of landfill represents almost a tonne of greenhouse gas reduction?



The Composting Cycle

The **Kitchen to Compost** service allows you to mix your food scraps with garden organics in your green garden bin. They will then be sent away to become a part of a natural cycle, the same way organic matter breaks down in natural environments.

1. Food scraps should be separated and placed in your green garden bin instead of the garbage bin.



1



2

2. From here, your food scraps and garden organics are taken to a transfer station for shredding.

3. Once shredded, the organic matter is ready for composting in windrows (large scale composting method). This takes a few months.



3

crops to feed our growing population. Without compost, soil is just dirt. Lifeless and unable to support the plants that humans and animals require for survival.


The Cycle of Life

Compost (organic matter) brings life to our soil which in turn supports life on earth. We rely on good fertile soil for growing healthy

4. Our compost is then used to rehabilitate contaminated and eroded sites. The compost allows vegetation to re-establish. New vegetation ensures a stable and healthy environment.



4



5

5. Compost is also sold to agricultural industries and used by farmers to replenish depleted soils for growing new crops.



6. Farmers deliver their produce to the markets and the cycle starts all over again.



6